

M-101-19

Serial Number S6914 & Up
Updated September 15, 2020




Black-Topper® CENTENNIAL

Asphalt Distributor

With BT 1 Controls

Standard and Variable Width Spray Bars



Repair Parts



E. D. ETNYRE & CO. 1333 S. Daysville Road, Oregon, Illinois 61061

Phone: 815/732-2116 or 800/995-2116 • Fax: 800-521-1107 • www.etnyre.com

**M-101-19
S6914 & Up
SUPERSEDES M-101-17**

Updated September 15, 2020

**Black-Topper® CENTENNIAL ASPHALT DISTRIBUTOR
PARTS MANUAL**

HOW TO ORDER PARTS

To assure prompt delivery when ordering parts, please furnish the following information: **1)** Complete name and address of consignee. **2)** Method of shipment preferred. **3)** Is shipment to be prep aid or collect? **4)** Serial numbers of units to which parts apply. **5)** Complete part numbers and descriptions. **6)** Any special instructions.

Specify unit serial number when ordering parts!

WARRANTY

E. D. Etnyre & Co. warrants to the original Purchaser, its new product to be free from defects in material and workmanship for a period of twelve (12) months after date of delivery to original Purchaser. The obligation of the Company is limited to repairing or replacing any defective part returned to the Company and will not be responsible for consequential damages or any further loss by reason of such defect.

The company excludes all implied warranties of merchantability and fitness for a particular purpose. There are no warranties, express or implied, which extend beyond the description of the goods contained in this contract.

This warranty does not obligate the Company to bear the cost of machine transportation in connection with the replacement or repair of defective parts, nor does it guarantee repair or replacement of any parts on which unauthorized repairs or alterations have been made or for components not manufactured by the Company except to the extent of the warranty given by the original Manufacturer.

This warranty does not apply to:

- (1) Normal start-up services, normal maintenance services or adjustments usually performed by the selling dealer, factory service representative or customer personnel.
- (2) Any product manufactured by E. D. Etnyre & Co. purchased or subjected to rental use.
- (3) Any product or part thereof which shows improper operation, improper maintenance, abuse, neglect, damage or modification after shipment from factory.
- (4) Any product or part thereof damaged or lost in shipment. Inspection for damage should be made before acceptance or signing any delivery documents releasing responsibility of the delivering carrier.

This warranty and foregoing obligations are in lieu of all other obligations and liabilities including negligence and all warranties of merchantability or otherwise, express or implied in fact or by law.



E. D. ETNYRE & CO., Oregon, Illinois 61061-9778
1333 South Daysville Road Phone: 800-995-2116 Fax: 800-521-1107
www.etnyre.com sales@etnyre.com

Decimal Equivalent Chart			
Fraction	Decimal	Fraction	Decimal
1/16	.06	9/16	.56
1/8	.12	5/8	.62
3/16	.19	11/16	.69
1/4	.25	3/4	.75
5/16	.31	13/16	.81
3/8	.38	7/8	.88
7/16	.44	15/16	.94
1/2	.50	1	1.00

This manual covers standard features and options. If your unit incorporates custom features, some of the information contained in this manual may not apply. If you have any questions regarding this manual or your unit, contact your dealer or the E. D. Etnyre Service Department at 1-800-995-2116

Table Of Contents

HOW TO ORDER PARTS	1
WARRANTY	1
GENERAL	
Reporting Safety Defects.....	4
Fluoroelastomer handling.....	4
Serial Number Plate Location.....	4
DECALS & ID	
General Identification.....	5
Warning & Instruction Plates.....	6
Radar Speed Sensor Installation.....	8
Cab Control Panel & Stand.....	9
Rear Control Panel.....	10
CIRCULATION SYSTEM	
Circulation System.....	12
4 Way Valve Asm And Controls.....	14
Suction Valve Assemblies.....	15
Rear Suction Valve - Manual (Optional).....	16
Suckback System - Standard Spray Bar.....	17
Automatic Suckback System- Variable Width Spray Bar....	18
Asphalt Pump Assembly.....	19
Heated Pump.....	20
Electric Pump Heat Install.....	21
HYDROSTATIC SYSTEM	
Drive Line - PTO To Hydraulic Pump - 42 Series.....	22
Drive Line - PTO To Hydraulic Pump - GMC Trucks.....	23
Hydraulic Pump Drive - Crankshaft Driven - 42 Series...	24
Hydraulic Pump Drive - Crankshaft Driven - 90 Series...	26
Hydrostatic Drive System - PTO Driven - 42 Series.....	28
Hydrostatic Drive System - PTO Driven - 90 Series.....	30
Planetary Gearbox - Asphalt Pump.....	32
SPRAY SYSTEM	
Spray Bar Feed Lines.....	33
Ball Joint Tightening and Locking.....	34
Ball Case Screw Tightening Procedure.....	34
Spray Bar Feed Lines - Variable Width Spray Bar.....	35
Hose Guides - Variable Width Spray Bar.....	36
Spray Bar Wing Raise.....	37
Standard Spray Bar-Raise and Shift.....	38
Bleeding Heavy Duty Spraybar Lift Cylinders.....	39
Variable Width Spray Bar-Shift and Lift.....	40
Bar Latch - Manual.....	41
Bar Latch - Air Operated.....	42
Wing Bar Latch.....	43
Spray Bar Assembly - Gang On / Off.....	44
Spray Bar Assembly - 1' Increments.....	46
Spray Bar Assembly - Multiple Folding Wings.....	48
Spray Bar Assembly - 5 x 3 Big Bar - 1' Increments.....	50
Spray Bar Assembly - 5 x 3 Big Bar - Multiple Folding Wings..	52
Spray Bar- Variable Width Spray Valve.....	54
Spray Bar Nozzle Chart.....	56
Handspray Gun.....	57
ENVIRO FLUSH Recirculating Flushing System - Optional....	58
SmartClean Recirculating Flushing System - Optional..	59
Power Washdown And Self Flushing System.....	60
Self Flushing Line And Fuel Tank Assembly.....	61
HYDRAULIC	
Solenoid Valves For Multifold Spraybars.....	62
Hydraulic Manifold Assembly - Variable Width Spray Bar ...	63

HYDRAULIC (con't)	
4 Station Manifold Assembly.....	64
4 Station Heavy Duty Hydraulic Manifold.....	65
6 Station Manifold Assembly.....	66
HYDRAULIC DIAGRAMS	
Schematic 9305337 - 8 Station Manifold Block.....	67
Schematic 9305330 - Standard H.D. 6 Station Manifold Block	68
Schematic 9305322 - Standard 4 Station Manifold Block .	69
Schematic 9305329 - Heavy Duty 4 Station Manifold Block	70
Schematic 9306083 - Variable Width Spray Bar Shift and Lift..	71
AIR SYSTEM	
Air Supply - Standard Bar - 1' Increments.....	72
Air Supply - 5 x 3 Big Bar - 1' Increments.....	74
Air Supply - Gang ON/OFF.....	76
Tack Coat Valve - Variable Width Spray Bar.....	77
Air System - 8 Ft Bar - Variable Width Spray Bar.....	78
Air System - 4 Ft Wing - Variable Width Spray Bar.....	80
Air Valve Housing.....	81
Air Schematic - 9306657 - Variable Width Spray Bar.....	82
BURNER SYSTEM	
Fuel Oil Burner Installation - Wayne Burners.....	84
LPG Burners.....	86
LPG Burners With Outfire.....	87
LPG Tank.....	88
LPG Portable Burner - Tank System.....	89
Portable Burner - Vapor Propane.....	90
Portable Generating Burner.....	91
TANK	
Exhaust Stack Assemblies.....	92
Manhole And Spillbox Assembly.....	93
Ladder Assembly.....	94
Ladder Assembly - Variable Width Spray Bar.....	95
Tank Gauge Assembly.....	96
Sample Valve • Thermometer • Temperature Probe.....	97
ACCESSORIES	
Electric Tank Heater 240V/1Phase - 9307095 - Optional....	98
Electric Tank Heater 240V/3Phase - 9307083 - Optional..	100
Rear Fender Assemblies.....	102
Toolbox Assemblies.....	103
Tool Soak & Section Box Assemblies.....	104
Tank Mounting.....	105
Pintle Hook.....	106
Miscellaneous Attachments And Tools.....	107
Front Fill Line - (Optional).....	108
Identification And Clearance Lights.....	110
ELECTRICAL	
Wiring Schematic - 9305246 - Front Manual Pump Control....	111
Electric Schematic - 1 Phase Belly Heat - (Optional)	112
Electric Schematic - 3 Phase Belly Heat - (Optional)	113
Electric Schematic - SmartClean (Optional).....	114
Wayne Fuel Oil Burner Wiring Schematic - 9304956	116
LP Burner Electrical Schematic - 9305202.....	118
Wiring Schematic - 9306498 - 1' Control.....	120–125
Wiring Schematic - 9306416 - Variable Width Bar	126–131
NUMERICAL INDEX	132

Reporting Safety Defects

If you believe that your vehicle has a defect which could cause a crash, injury, or death, you should immediately inform the National Highway Traffic Safety Administration (NHTSA) in addition to notifying E.D. Etnyre & Co.

If NHTSA receives similar complaints, it may open an investigation. If it finds a safety defect exists in a group of vehicles, it may order a recall and remedy campaign. However, NHTSA cannot become involved in individual problems between you, your dealer, or E.D. Etnyre & Co.

To contact NHTSA, you may call the Auto Safety Hotline toll-free at 1-800-424-9393 (or 366-0123 in the Washington, D.C. area). Or, you may write to: U.S. Department of Transportation, Washington, D.C. 20696. You may also obtain other information about motor vehicle safety from the Auto Safety Hotline.

E.D. Etnyre & Co., Oregon, Illinois 61061, Phone Area Code 815/732-2116, Cable Address "EDECO". CALIFORNIA

WARNING

Fluoroelastomer handling

Some "O" rings and seals used in this vehicle are made from fluoroelastomers. When used under design conditions, fluoroelastomers do not require special handling. However, when fluoroelastomers are heated to temperatures beyond their design temperature (around 600 degrees Fahrenheit), decomposition may occur with the formation of hydrofluoric acid. Hydrofluoric acid can be extremely corrosive to human tissue if not handled properly.

A degraded seal may appear as a charred or black sticky mass. Do not touch either the seal or the surrounding equipment without wearing neoprene or PVC gloves if degradation is suspected. Wash parts and equipment with 10% lime water (calcium hydroxide solution) to neutralize any hydrofluoric acid.

If contact with the skin occurs, wash the affected areas immediately with water. Then rub a 2.5 calcium gluconate gel into the skin until there is no further irritation, while seeking prompt medical attention.

Note to physicians: For advice or treatment of HF Burns, call the DuPont Medical Emergency Number 1-800-441-3637.



CAUTION

Before breaking the seal on all hydraulic fittings, fill caps, etc. be sure to clean around the connection. Failure to do so may cause contaminants to enter the hydraulic system causing damage to pumps, motors, etc.



WARNING: This product can expose you to chemicals including Lead, which is known to the State of California to cause cancer, birth defects or other reproductive harm. For more information, go to: www.P65Warnings.ca.gov

6322159

Please note this warning and remember -

Always start and operate the engine in a well-ventilated area;



If in an enclosed area, vent the exhaust to the outside;

Do not modify or tamper with the exhaust system.

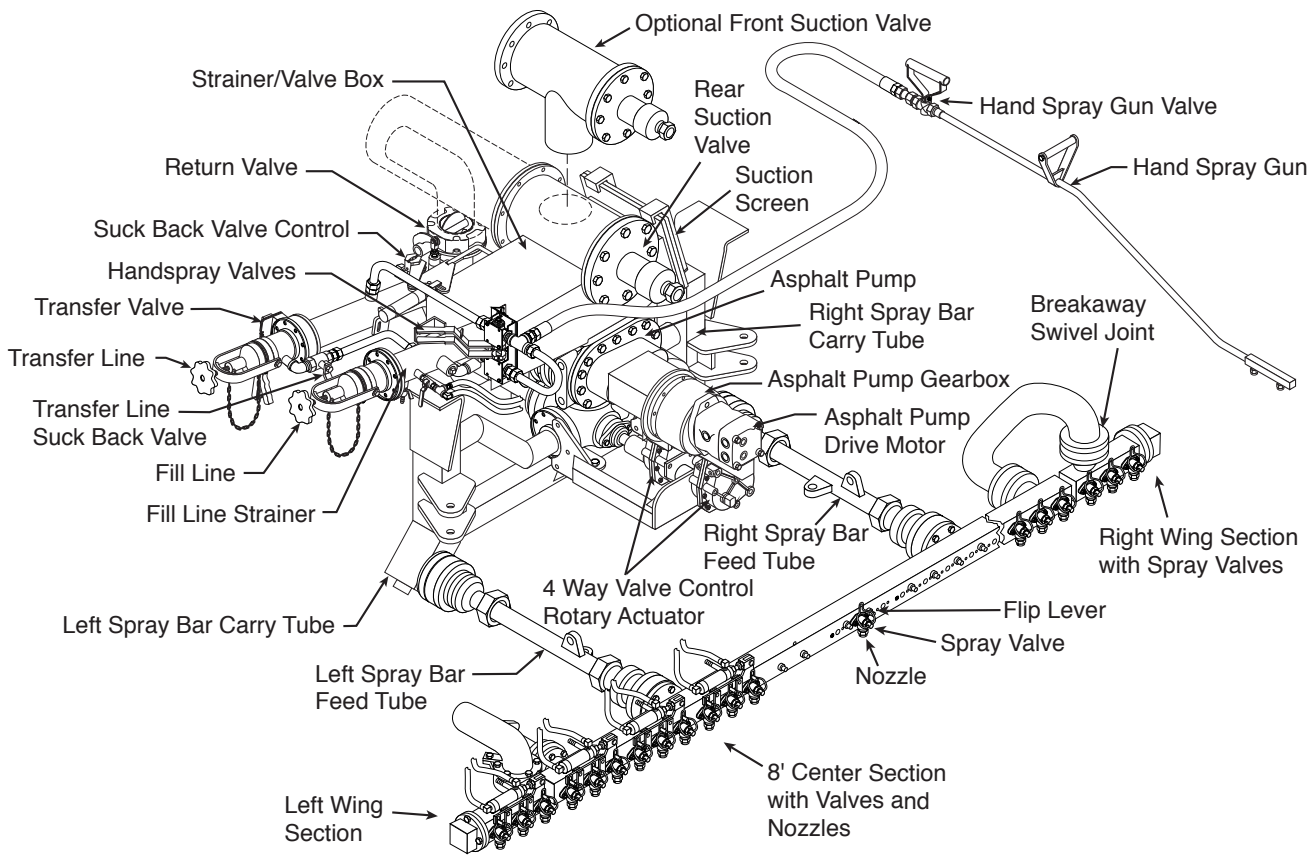
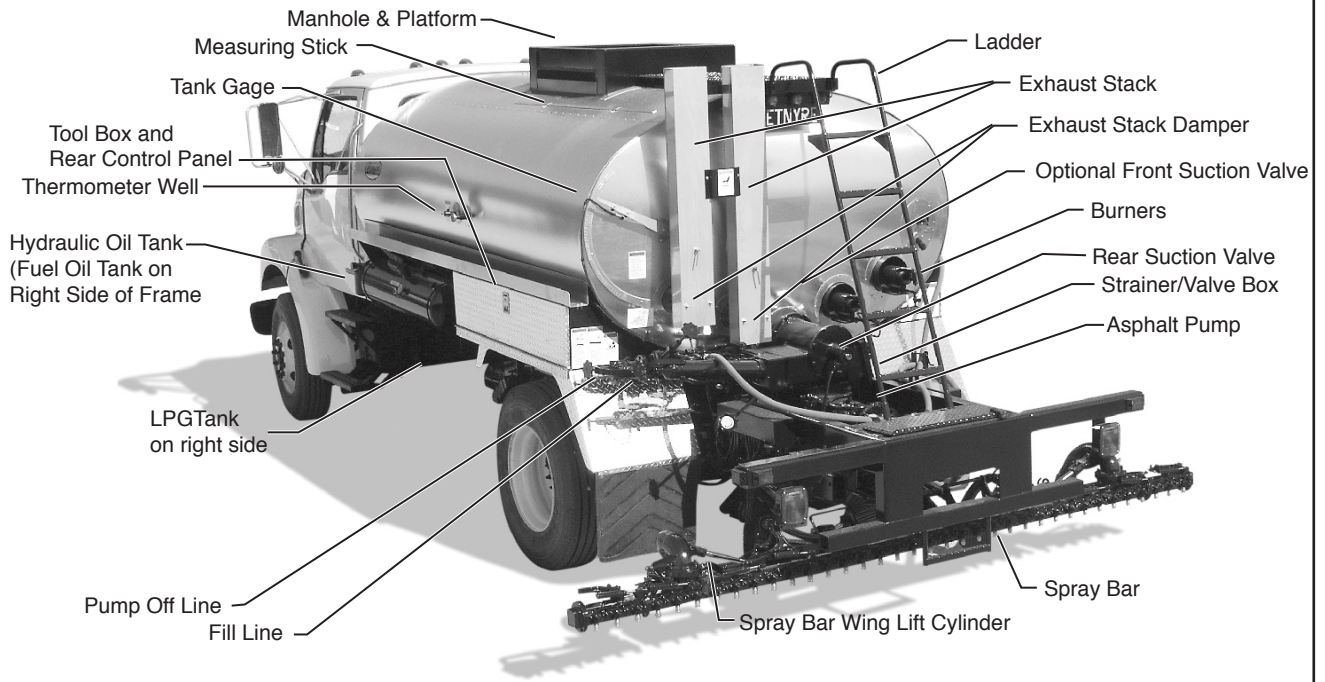
Serial Number Plate Location

The Serial Number Plate is a brass plate located on the left side of the vehicle toolbox. Generally, the serial number has a letter prefix followed by four numbers.

The unit serial number is also stamped on the left front tank mounting leg.

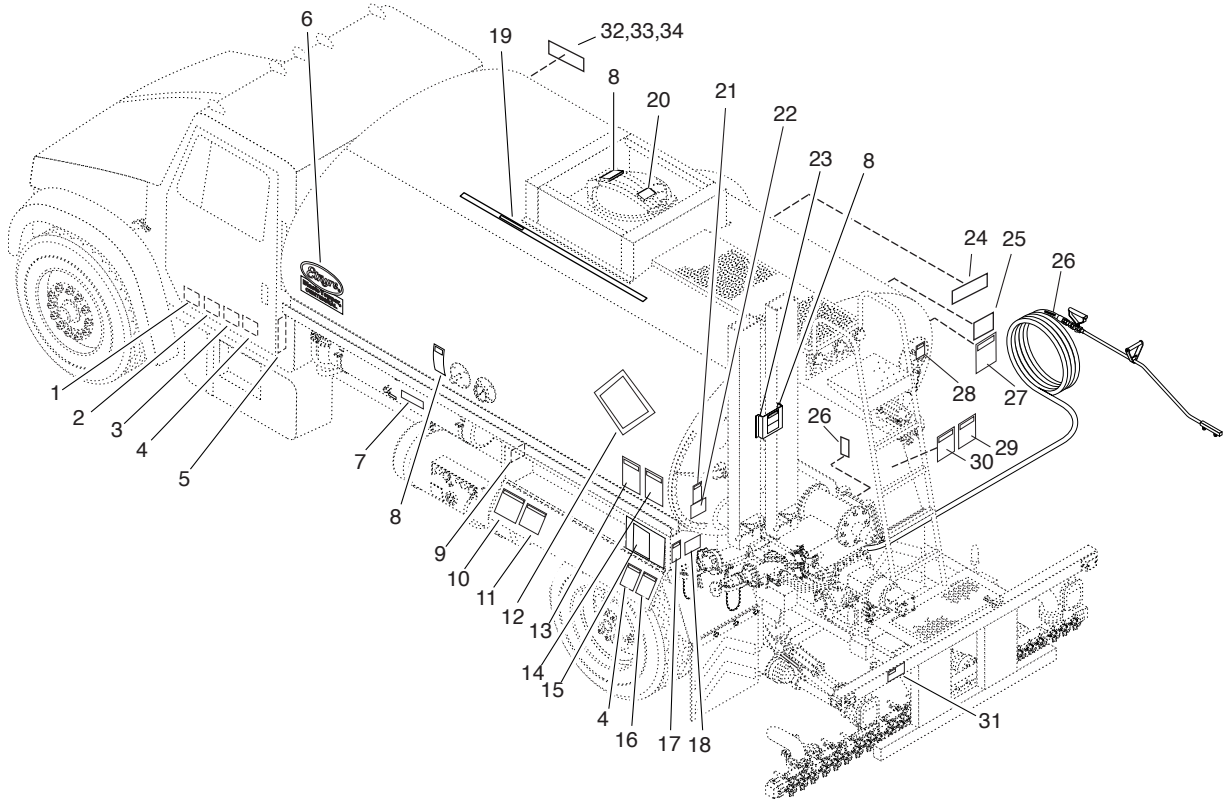





General Identification



Specify Unit Serial No., Part No., & Part Description

Warning & Instruction Plates



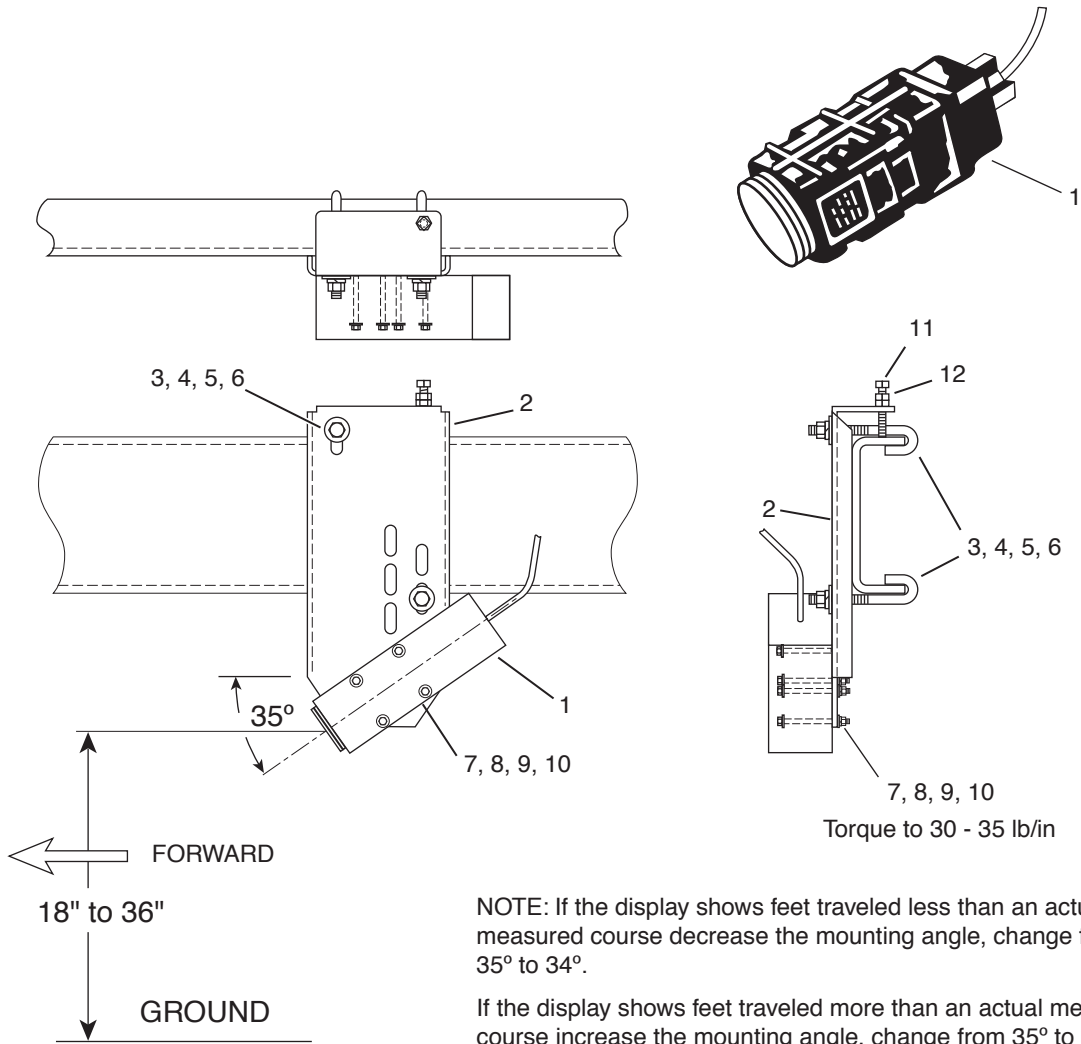
-  For operator safety and possible liability protection, all Safety and Instruction Plates should remain in place and be legible
-  Should a plate be removed, lost, or become illegible, reorder and replace immediately
-  If plates become difficult to read because of material coating the surface, clean with solvent

Warning & Instruction Plates

REF	PART NO.	QTY	DESCRIPTION	REF	PART NO.	QTY	DESCRIPTION
1	6320808*	1	Decal-Warn, Electrical Equipment				
2	6320807*	1	Decal-Warn, Master Power				
3	6320796*	1	Decal- Warning, Before Starting				
4	6320793*	2	Decal- Warning, Manuals				
5	3390597	1	Plate-Name, Spec, VIN				
6	3390696	2	Decal, Blacktopper Centennial				
7	6320786*	1	Plate-Instr, Hydraulic Oil				
8	6320797*	3	Plate-Caution, Hot Surface				
9	3390655	1	Plate-Name, Distributor S/N, Brass				
10	6320798*	1	Decal-Warning, Safety, General				
11	6320953*	1	Decal-LP Burners				
	6320954*	1	Decal-LP Burners w/ Outfire				
	6320955*	1	Decal-Fuel Oil Burners				
12	6320272	AR	Placard System (Optional)				
13	6320789*	1	Decal- Warning, Asphalt Grades				
14	6320795*	1	Decal- Warning, Fill Line Cap				
15	6320788*	1	Decal-Lubrication Chart				
16	6320796*	1	Decal- Warning, Before Starting				
17	3390636	1	Decal- Warning, Flues Covered				
18	6320966*	1	Decal-Spray Valve Lubrication (VWSB)				
19	3390645	1	Label-Measuring Stick, 1 Flue				
	3390656	1	Label-Measuring Stick, 2 Flues				
20	6320794 *	2	Plate- Warning, Manhole				
21	6320790 *	1	Decal-Warning, GVWR				
22	3390880 *	1	Decal-Handspray Operation				
23	3390562	1	Bracket- Mtg, Decal, Hot Surface				
24	6320800 *	1	Decal-Diesel Fuel Only				
25	6322073 *	1	Decal-Instr, Air Oiler				
26	6320785 *	2	Decal-Warn, 1" Handspray Hose				
	6320806 *	2	Decal-Warn, 3/4" Handspray Hose				
27	6320802 *	1	Decal-Warning, Handspray Hose				
28	6320784 *	1	Decal-Warning, Personal Protection				
29	6320799 *	1	Plate- Warning, Burner, General				
30	6320595 *	1	Decal- American Owned				
31	6320804 *	1	Decal-Warning, No Riders				
32	3390830	1	Decal-Valve Operation, Pump Heat (2013)				
33	3390974	1	Decal-Valve Operation, Pump Heat (2015)				
34	3391067	1	Decal-Valve Operation, Pump Heat (2017)				
			*Included in 6322074 Decal Kit				
			AR = As Required				

DECALS & ID

Radar Speed Sensor Installation



NOTE: If the display shows feet traveled less than an actual measured course decrease the mounting angle, change from 35° to 34°.

If the display shows feet traveled more than an actual measured course increase the mounting angle, change from 35° to 36°.

One degree change in angle changes the readout approximately one percent.

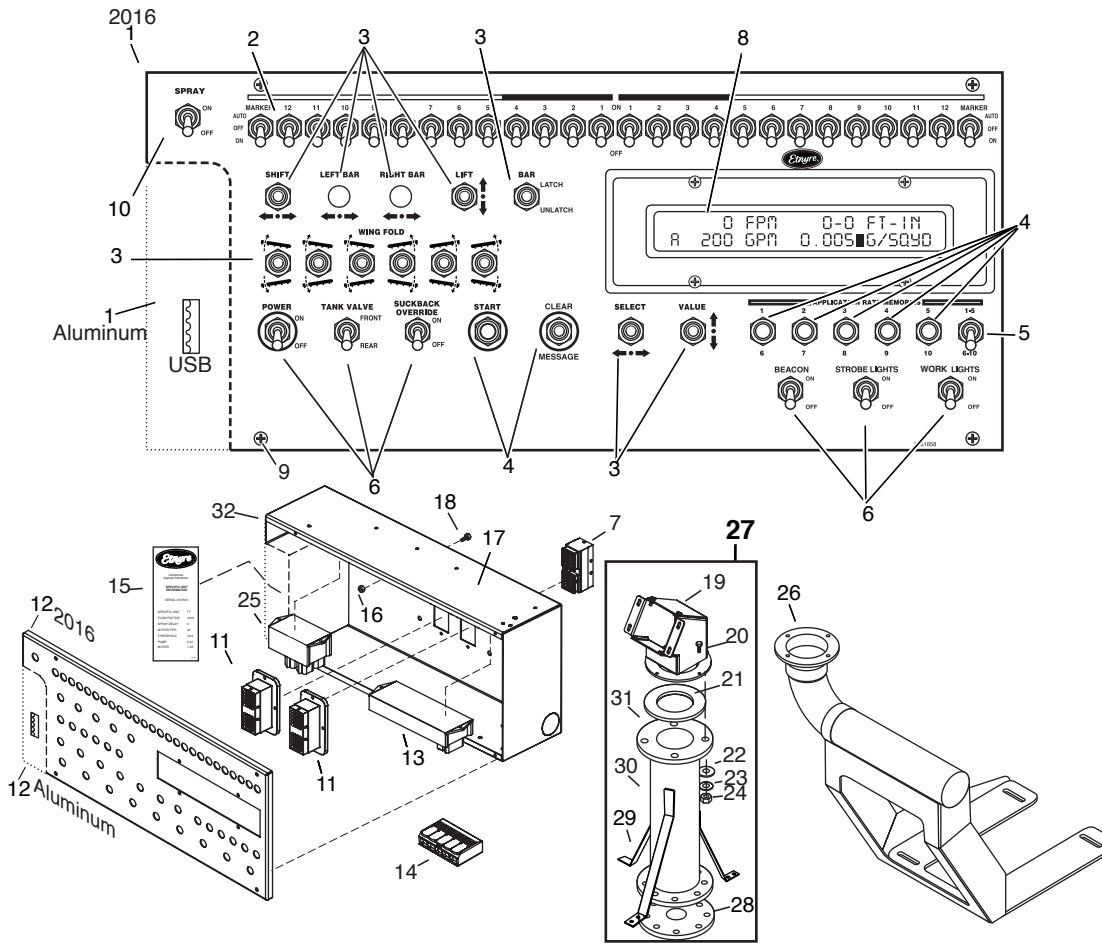
Torque to 30 - 35 lb/in

REF	PART NO.	QTY	DESCRIPTION	REF	PART NO.	QTY	DESCRIPTION
1	3370212	1	Radar Head-Speed Sensor w/o Plug	8	0120386	8	FlatWasher-0.25
	7530050	1	Kit - Window Cover	9	9413946	4	Lock Nut-0.25NC
	PD10253	1	Decal-Warning	10	3370254	4	Spacer
2	3361236	1	Mounting Plate Asm	11	0110456	1	Screw, SqHd-0.50NC x 3.00
3	3360726	2	Hook Bolt	12	0120378	1	Nut-0.50NC
4	0121574	2	Lock Washer-0.62				
5	0124589	2	Nut-0.62NC				
6	0130999	2	Flat Washer-0.62				
7	0432903	4	Screw-0.25NC x 4.00				

Cab Control Panel & Stand

BT-1 Computerized Application Rate Control

Units with 1' Spray Bar Controls, Gang Bar, or Variable Width Spray Bar



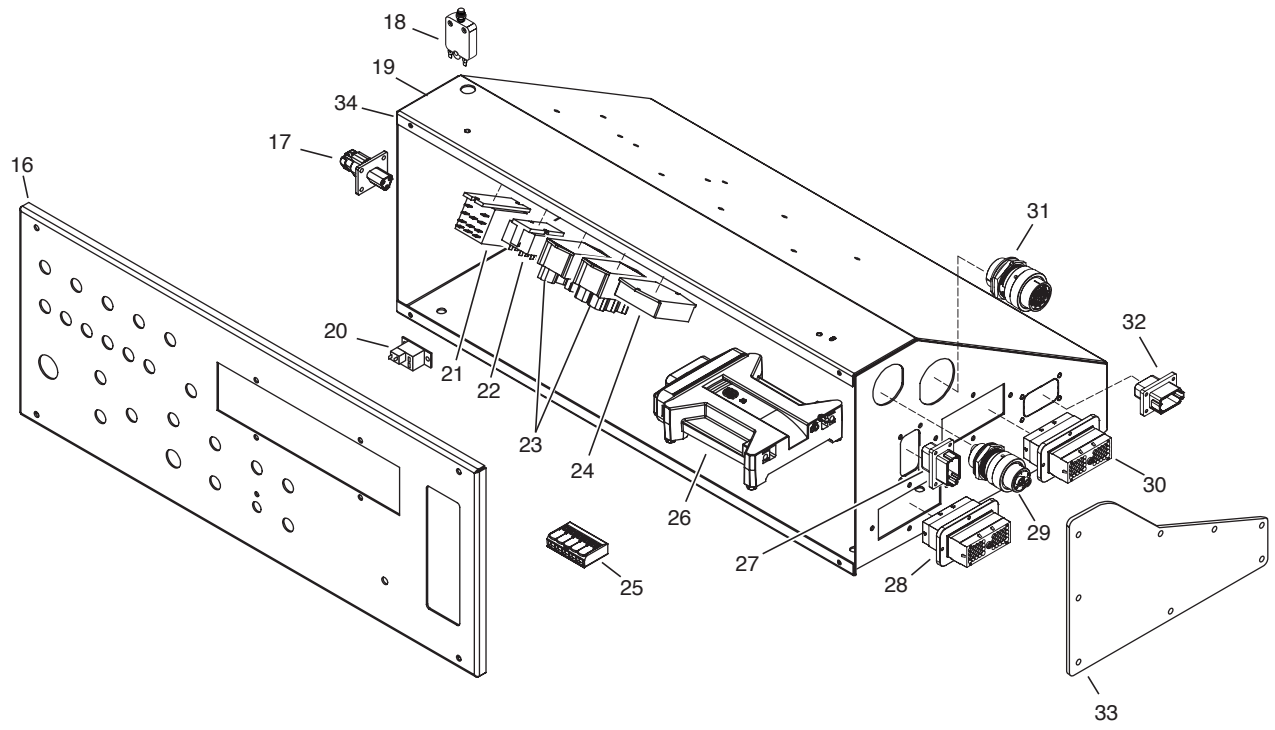
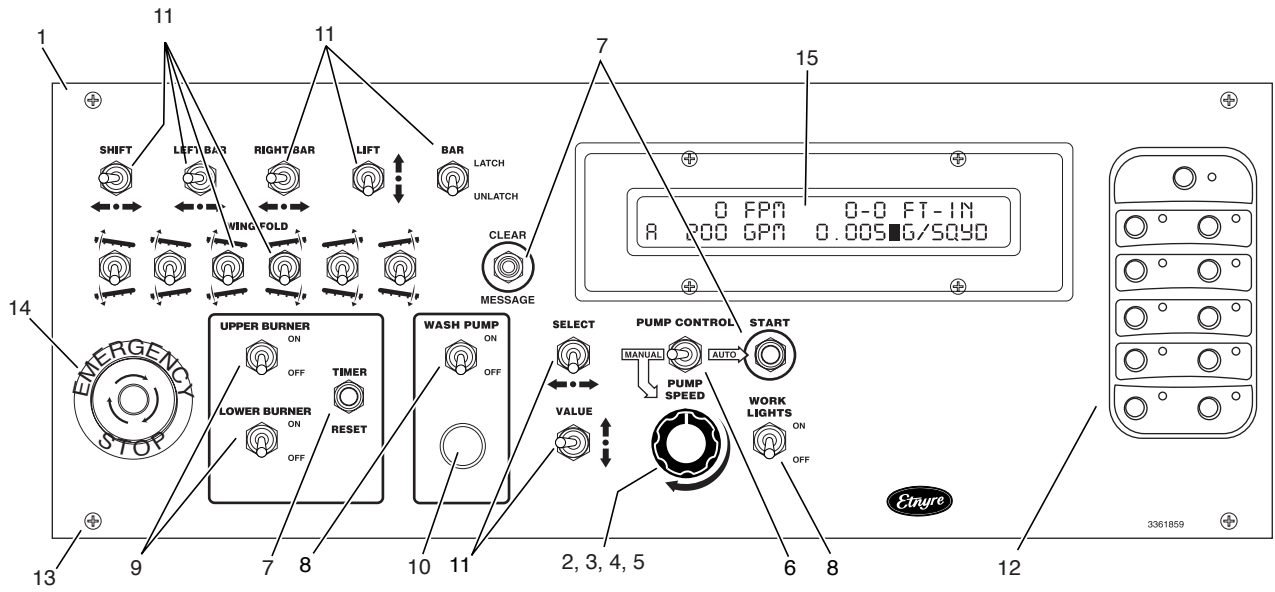
REF	PART NO.	QTY	DESCRIPTION	REF	PART NO.	QTY	DESCRIPTION
1	3361858	1	Overlay-Front Control Panel, 2016	16	9413946	4	Lock Nut, 0.25NC
	3361984	1	Overlay-Front Control Panel, Aluminum	17	3361845	1	Box-Control Panel, 2016
2	6703151	26	Switch-Toggle, DPDT, Long Bat		3361963	1	Box-Control Panel, Aluminum
3	6701897	13	Switch-Toggle, DPDT, 3 Pos, Mom	18	0121913	4	Screw, 0.25NC x 1.25
4	6701467	6	Switch-Push Button, Mon.N.O.	19	3361942	1	Elbow Asm - Center Stand
5	3160005	1	Switch-Toggle, SPST, 2 Pos, Maint	20	0120233	8	Screw, 0.38NC x 1.00
6	6703410	6	Switch-Toggle, SPST, 2 Pos, Maint	21	3321580	1	Gasket-Teflon, SAM Stand
7	3370835	1	Harness-Main Sax Conv, SB, 16	22	0120388	8	Flat Washer, 0.38
	3370891	1	Harness-Main Tax Conv, SB, 16	23	0120382	8	Lock Washer, 0.38
	3370892	1	Harness-Main, XL, SB, 16	24	0120377	8	Nut, 0.38NC
	3370817	1	Harness-Main Sax Conv, VW, 16	25	6703870	1	Can Port- 3 Device and 2 Bus
	3370847	1	Harness-Main Tax Conv, VW, 16	26	3361945	1	Cab Station Asm-International Truck
	3370893	1	Harness-Main, XL, VW, 16	27	3370906	1	Cab Stand Asm-Standard, FT & VW SB (Includes Ref 19, 21, 28-31. Does not include 20, 22-24)
8	6703851	1	Display-Digital, 2x24	28	3380972	1	Cover-Access Hole, Cabstand
9	6702100	4	Screw-Truss HD, 8NC-32 x 3/8"	29	3321031	3	Leg-Mtg. Shrt, Tach. Pump Cab
10	6703410	1	Switch-SPST, 2Pos, Maint	30	3321583	1	Tube Asm-SAM Stand
	6701975	1	Switch-DPST (w/ Marker Option)	31	3321301	1	Flange-SAM Stand Upper
11	3370834	2	Harness-Cab Box	32	3361969	1	Shade-Control Box, Front, Aluminum
12	3361846	1	Faceplate Asm-Front, 2016		6703972	2	Light-Strip, White LED, .313" x 24.0"
	3361979	1	Faceplate Asm-Front, Aluminum		6704569	1	Switch-Dimmer, ON/OFF, 12V
13	6703979	1	Module-Digital Input, Can				
14	6704594	AR	Connector-Lever Nut, Bussed, 5				
15	6320863	1	Decal - Standard Settings				

Rear Control Panel

BT-1 Computerized Application Rate Control

Units with 1' Spray Bar Controls, Gang Bar, or Variable Width Spray Bar

CONTROLS



Rear Control Panel

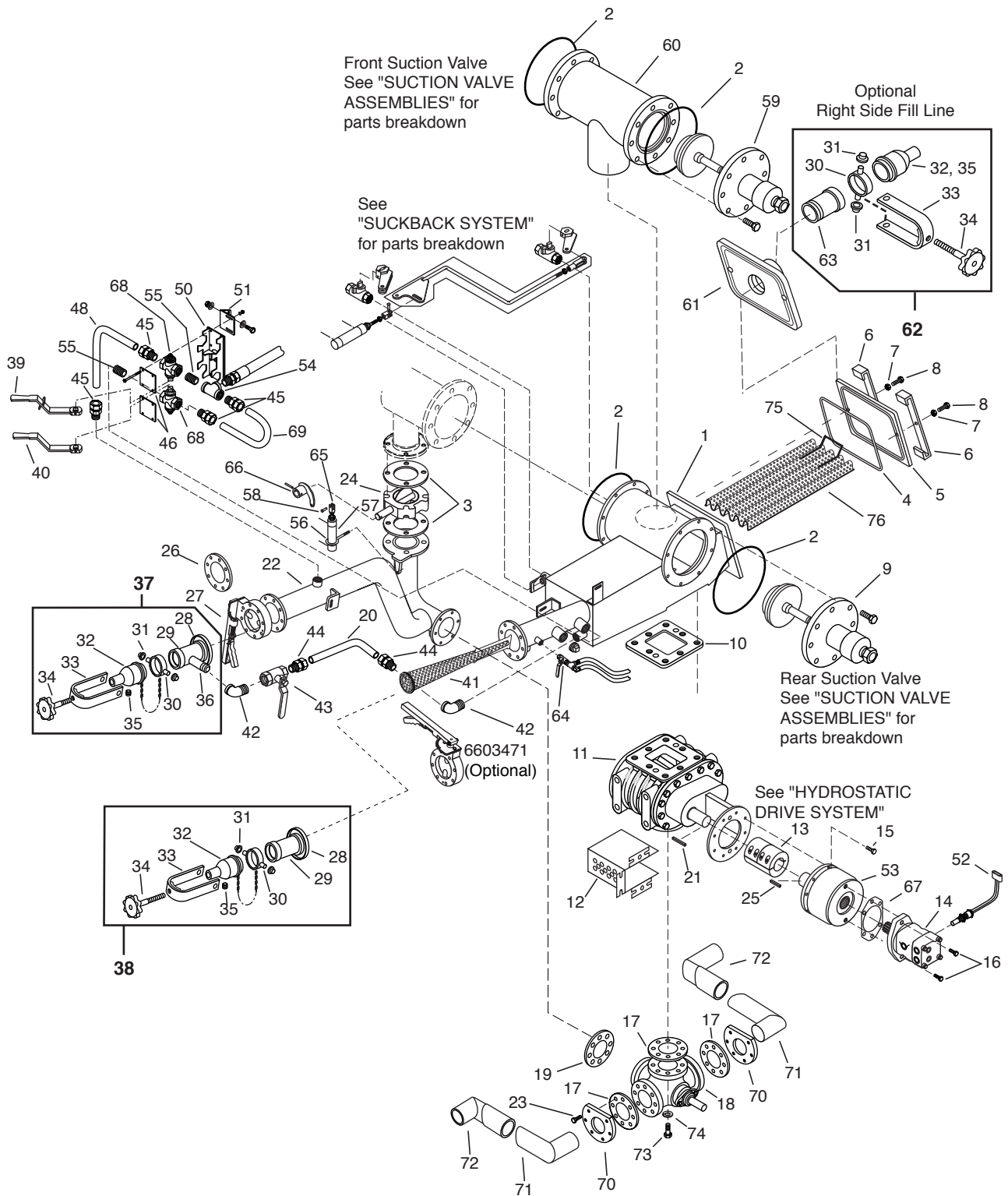
BT-1 Computerized Application Rate Control

Units with 1' Spray Bar Controls, Gang Bar, or Variable Width Spray Bar

REF	PART NO.	QTY	DESCRIPTION	REF	PART NO.	QTY	DESCRIPTION
1	3361859	1	Overlay-Rear Control Panel	33	3382398	1	Endcap-Toolbox, Plate
2	6701907	1	Knob-Control	34	3361976	1	Shade-Control Box, Rear, Aluminum
3	6703078	1	Pot-1K, Single, Linear 2.25 W		6703972	2	Light-Strip, White LED, .313" x 24.0"
4	6702033	1	Resistor-100 OHM, 0.50 W, 5 Per		6704569	1	Switch-Dimmer, ON/OFF, 12V
5	3361162	1	Disk-Foam, 1.25 Dia., 0.25 Thick				
6	6703410	1	Switch-Toggle,SPST, 2 Pos, Maint				
7	6701467	3	Switch-Pushbutton, Mon.N.O.				
8	6703410	AR	Switch-Toggle, SPST, 2 Pos				
9	6701975	2	Switch-Toggle, SPST, 1/4 Tabs, On/Off				
10	6704227	1	Light-Pilot, Green, LED, 5/8"				AR = As Required
11	6701897	AR	Switch-Toggle, DPDT, 3 Pos, Mom				
12	6704432	1	Keypad-Digital Input				
13	6702100	4	Screw-Truss HD, 8NC-32 x 3/8"				
14	6703408	1	Switch-Emer. Stop, Turn Reset				
15	6703851	1	Display-Digital, 2x24				
16	3361856	1	Faceplate-Rear, 2016				
	3361974	1	Faceplate-Rear, Aluminum				
17	3370829	1	Computer Diagnostict				
18	6702500	1	Circuit Breaker-25 AMP				
19	3361857	1	Box-Control, Rear, 2016				
	3361970	1	Box-Control, Rear, Aluminum				
20	6702496	1	Relay-SPST-NO, 30A				
21	6702038	2	Relay-3PDT, 10A, 12 VDC Coil <i>(Qty 1 used with Variable Width Spray Bars)</i>				
22	6702017	1	Relay				
	6702018	1	Mounting Plate-Relay				
23	6704088	1	Can Port-4 Device, 2 Buss <i>(Qty 2 used with Variable Width Spray Bars)</i>				
24	6704418	1	Converter-12 to 24VDC, 50Watt <i>(Used only with Variable Width Spray Bars)</i>				
25	6704594	AR	Connector-Lever Nut, Bussed, 5				
26	6704419	1	Controller-MC5120, PreProgrammed				
27	3370839	1	Harness-Rear RTD/Speed, SB <i>Fixed Width Spray Bar</i>				
	3370811	1	Harness-Rear Box, Cylinder, Int, 16 <i>Variable Width Spray Bar</i>				
28	3370837	1	Harness-Hydraulic & Aux. Air, SB <i>Fixed Width Spray Bar</i>				
	3370813	1	Harness-Hydraulic & Aux. Air, Int <i>Variable Width Spray Bar</i>				
29	3370816	1	Harness-Power/Ground, Int, 16				
30	3370840	1	Harness-Rear Box, Control, SB, 16 <i>Fixed Width Spray Bar</i>				
	3370878	1	Harness-Bar Move, Int. <i>Variable Width Spray Bar</i>				
31	3370836	1	Harness-Bar Move, SB <i>Fixed Width Spray Bar</i>				
	3370877	1	Harness-Rear Box, Int. Vlv, 16 <i>Variable Width Spray Bar</i>				
32	3370895	1	Harness-Auxiliary, 12 Pin				

CONTROLS

Circulation System

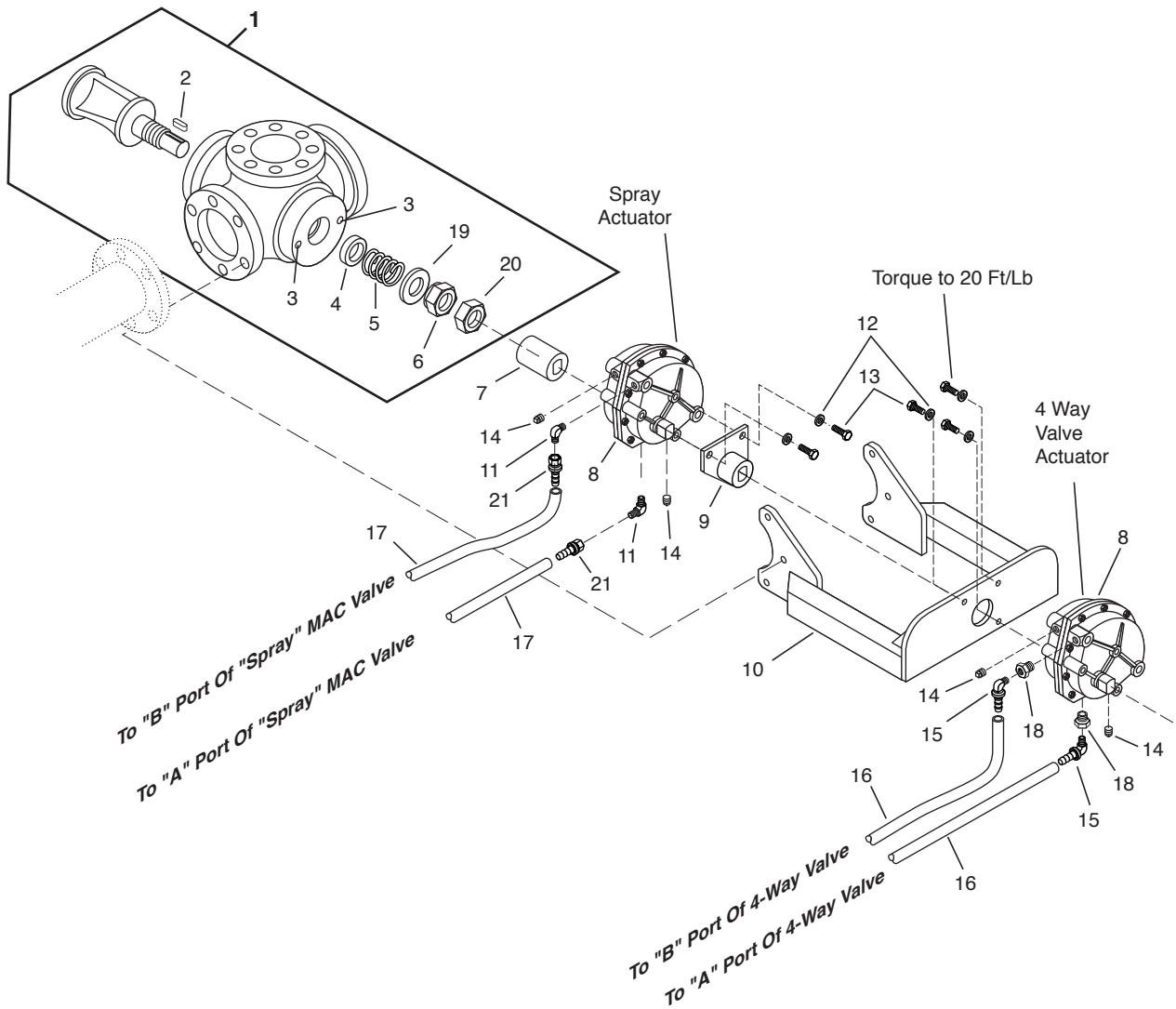


Circulation System

REF	PART NO.	QTY	DESCRIPTION	REF	PART NO.	QTY	DESCRIPTION
1	3342678	1	Strainer Box Assembly	47	0144613	1	Nipple-Sch 40, 0.75 x 1.38 CL, PN
2	6800033	AR	Gasket Maker-LOCTITE 510	48	3342669	1	Tube-Handspray, 1" 90° Bend
3	3342356	2	Gasket-Butterfly Valve	49	0128003	2	Bushing-Pipe, 1.00 x 0.75NPT, PN
4	7230359	1	Packing, 0.25 Sq.	50	3342657	1	Stop Asm-Valve Handle
5	3341965	1	Lid	51	3342658	1	Plt-Vlv Box Holder Formed
6	3341964	2	Clamp Bar Asm	52	3370323	1	Speed Pickup
7	9411727	2	Nut-Hex, Lock, 0.50NC, EA, PD	53	6410079	1	Gearbox-Planetary
8	0180175	2	Screw-Hex, 0.50NC x 1.25, GR5, PD	54	0115237	1	Tee-Pipe, 1.00NPT, PN
9	3341412	1	Rear Suction Valve Mechanism	55	0127874	2	Nipple-Sch 40, 1.00 x 1.50, CL, PN
10	3352222	1	Gasket-Pump, Strainer Box	56	6100337	1	Bolt-Eye, 0.31 NC x 1.00, PD
11	3342266	1	Pump Asm - Asphalt-6/05 & after	57	6603150	1	Cylinder-Air, 1.06 x 4, DBL ACT
12	3390730	1	Guard	58	0137185	2	Pin-Cotter, 0.12 x 1.00
13	6445090	1	Coupling	59	3341421	1	Valve Mechanism-4" Front Suction
	PD11053	AR	Bolts	60	3301209	1	Can Asm-4" Front Suction Valve
14	6603157	1	Motor-1.53 Cu In., w/ Loop Flush	61	S1761AK	1	Lid Asm-Strainer Box R+L Fill
	6603219	1	Motor-2.1 Cu. In., w/ Loop Flush	62	3340039	1	Right Side Fill Line Asm (Optional) (Includes Ref 30-35, 63)
15	6001265	2	Screw-Hex, 5/16NC x 1, Gr 8	63	3340043	1	Pipe Asm-Tank Car
16	0180175	2	Screw-Hex, 1/2NC x 1 1/4, Gr 5	64	6500366	2	Valve-Ball .25"
17	3340515	3	Gasket-Flange	65	6602339	1	Clevis-Rod, Cyl
18	3341441	1	4 Way Valve Assembly	66	3342840	1	Lever Asm-Butterfly Valve
19	3340519	1	Gasket-Return Line	67	7215209	1	Gasket
20	3342670	1	Tube-Transfer, .75" 90°	68	6600726	2	Cock-Steam 1 In 2Way Sq HD BRS
21	6000224	1	Key- 5/16 x 5/16 x 1	69	3342640	1	Tube, Handspray, 1" U-Bend
22	3342671	1	Line Asm	70	3352601	2	Flange-Spraybar Feed
23	0180124	12	Screw-Hex, 3/8NC x 1 1/4	71	3301853	2	Elbow Asm-Feed Tube
24	3342839	1	Valve -Butterfly, 3.5"	72	3301854	2	Elbow Asm w/ Extension
	6001432	1	O-Ring, 0.734 ID x 0.139 width, Viton	73	6001062	AR	Screw-Hex, 3/8"NC, x 1.0", Gr8, PD
25	6000274	1	Key- 3/8 x 2 7/8	74	0120382	AR	Washer-Lock, 3/8", Spring, PD
26	6000071	4	Gasket-3 Flange, AV10233B, ASB	75	3342859	1	Strainer Handle for 3342860
27	6603471	1	Vlv-Butterfly, 3" AL metering Viton	76		1	Strainer Asm
	7050702	1	Handle-Metering Valve				10-3/16" x 23-3/8"
28	6000068	1	Flange-20056A, 3 Flued Alegny Cplg				1/8" Holes
29	3341481	1	Pipe Asm - Fill Line	3343191			3/16" Holes
30	3341078	2	Ring Asm-Clamping Transfer Vlv	3343243			1/4" Holes
	9413946	1	Nut-Hex, Lock, 0.25NC, EA, PD	3343245			
	0121913	1	Screw-Hex, 0.25NC x 1.25, GR2, PD				10-3/16" x 29-1/2"
31	6001056	4	Cap-Retainer, 0.5 Dia Stud				1/8" Holes
32	3380388	2	Cap Asm-Fill Line	3342860			3/16" Holes
33	3340041	2	Clamp Asm-3 Hose Conn.	3342898			1/4" Holes
34	3340033	2	Clamp Asm-Screw, Filling Line	3343221			
35	0219190	1	Plug-Pipe, SqHd, 0.25NPT, PD				10-3/16" x 33-3/8"
36	3301195	1	Nipple-Pump Off Line				1/8" Holes
37	3342661	1	Pipe Asm - Pump Off & Handspray (Includes Ref 28-36)	3343193			3/16" Holes
				3343195			1/4" Holes
38	3342665	1	Fill Line Asm (Includes Ref 28-35)	3343247			
39	3361607	1	Handle Asm-Handspray, w/ Pull				AR = As Required
40	3361608	1	Handle Asm-Handspray, Suckback				
41	3342667	1	Cone Asm-Strainer (Optional)				
42	0141621	2	Elbow-Pipe, 90, ST, 0.75NPT, PN				
43	6602237	1	Valve-Ball, 0.75, Bronze				
44	6600852	2	Adapter-ARBK, ST, 12MP-12MT				
45	6604024	4	Adapter-Tube, ST, 16MP-16FT				
46	3342653	2	Lid-Handspray Valve				

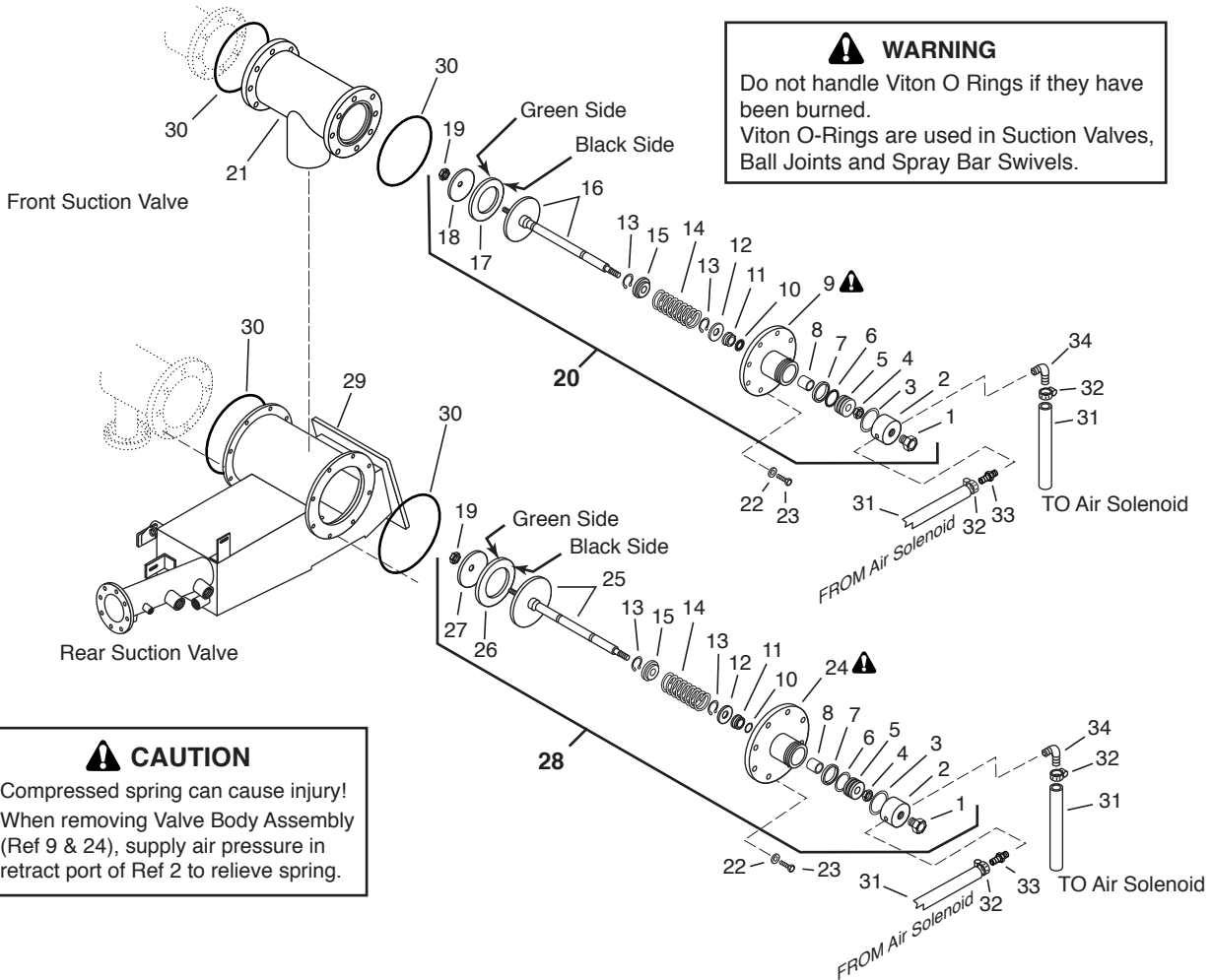
CIRCULATION SYSTEM

4 Way Valve Asm And Controls



REF	PART NO.	QTY	DESCRIPTION	REF	PART NO.	QTY	DESCRIPTION
1	3341441	1	4 Way Valve Asm (Includes Ref 2-6, 19, 20)	16	6609255	AR	Hose-Fuel/Air,0.19 ID/FT
2	6000224	1	Key-0.31 x 0.31CR x 1.00	17	6600324	AR	Hose- 3/8
3	0125947	2	0.12 Slotted Pipe Plug	18	0144035	2	Bushing-Pipe, 1/4 X 1/8
4	3340029	3	Packing	19	197070	1	Washer-Flat 1 3/8
5	3341464	1	Spring	20	3341648	1	Nut-Lock, Valve Stem
6	3341187	1	Stem Nut	21	6600306	2	Hose End-06X06FSX, ST, LPSP
	3341548	1	Nut-4 Way Valve Stem, Locking (OPT)				AR = As Required
7	3361292	1	Coupling-Rotary Actuator				
8	6603023	2	Actuator-Rotary,Vane,Air				
	PD11034	1	Seal Kit				
9	3361291	1	Coupling-Rotary Actuator				
10	3311750	1	Frame-Rotary Actuator				
11	0118755	2	Elbow-Auto,90,04MP-06MS				
12	0120382	6	Washer-Lock,3/8,Spring,PD				
13	6001062	6	Screw-Hex,3/8NC x 1,Gr 8,PD				
14	0219189	4	Plug-Pipe,SqHd,1/4NPT,PN				
15	6602242	2	Hose End-3/16" Hose x 1/8" MPT,90				

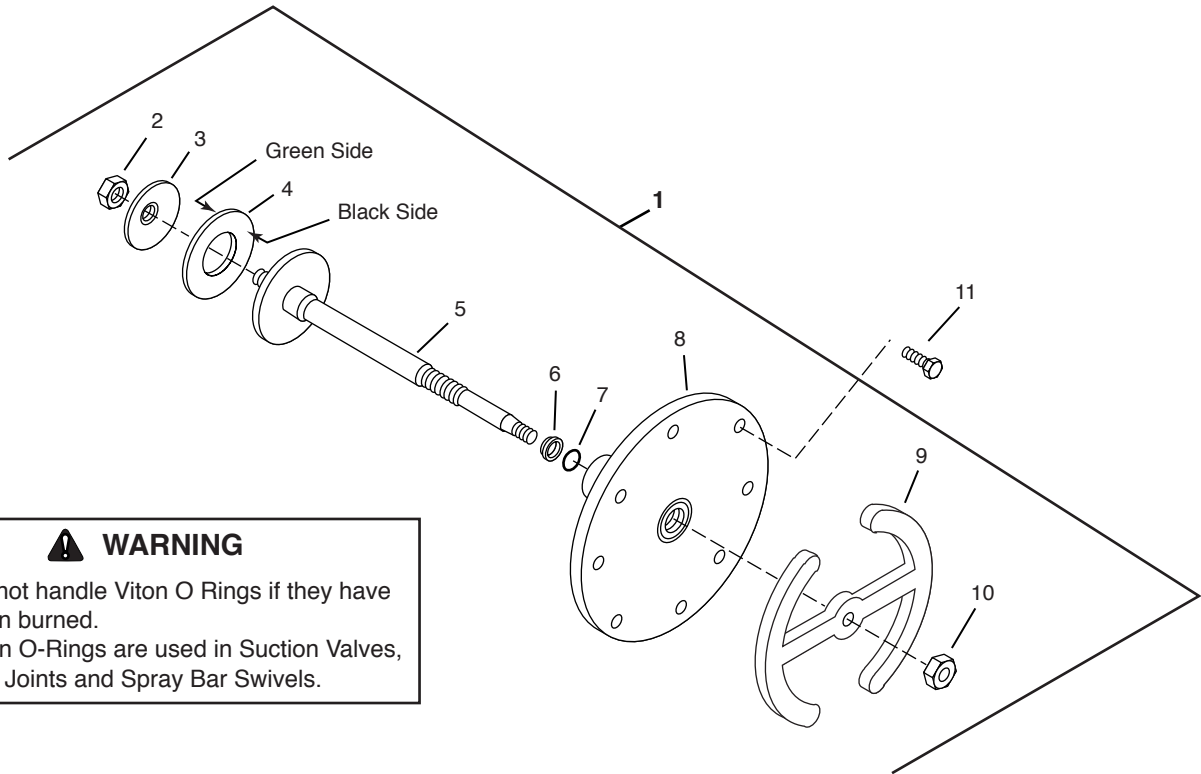
Suction Valve Assemblies Front and Rear



CIRCULATION SYSTEM

REF	PART NO.	QTY	DESCRIPTION	REF	PART NO.	QTY	DESCRIPTION
1	7050364	1	Sight Plug, 0.75NPT	20	3341421	1	Front Suction Valve - 4" <i>(Includes Ref 1-19, does not include 22 & 23)</i>
2	3341420	1	Cylinder Cap	21	3301209	1	Can Weldment
3	3341414	1	Gasket	22	0120384	8	Washer-Lock, 0.50, Spring, PD
4	9416894	1	Lock Nut, 0.75NC	23	9406821	8	Screw-Socket, 0.50"NC x 1.50", PD
5	3341418	1	Piston	24	3341416	1	Body Asm
6	6602233	1	O-Ring, 2.5 OD x 2.1 ID x 0.188, Viton	25	3341455	1	Seat & Shaft Asm
7	6602232	1	Seal, 2.5 Dia, Teflon	26	3341513	1	Gasket Asm
8	6420121	1	Bushing-Du, 1.13 OD x 1.0 ID x 1.5	27	2740137	1	Retainer
9	3341424	1	Body Asm	28	3341412	1	Rear Suction Valve Mechanism <i>(Includes Ref 1-8, 10-15, 19, 25-27, does not include 22 & 23)</i>
10	6602152	1	O-Ring, 1.25 OD x 0.125		7050778	1	Repair Kit-Rear Suction Valve <i>(Includes Ref 3, 6, 7, 10, 11, 13, 26)</i>
11	6602151	1	Scraper-Nitrile, 1.0 ID x 1.5 OD	29	3342678	1	Strainer Box Asm
12	3341419	1	Stop	30		AR	Gasket Maker-LOCTITE 510
13	6000322	2	Snap Ring	31	6601452	AR	Hose-Air Sol-Cyl. Bar ON-OFF
14	6602234	1	Spring-#1, 2.4 OD x 1 7/8 ID x 0.312	32	6001005	10	Clamp-Hose, Screw Type, M5
15	3341117	1	Retainer	33	6601795	1	Hose End-04 x 02MP, ST, LP
16	3341456	1	Seat & Shaft Asm	34	6602399	AR	Hose Barb-04 x 02MP, 90, LP
17	3341514	1	Gasket Asm				
	2740165	1	Green Fiber (next to Retainer)				
	3341492	1	Black Viton (next to Seat & Shaft Asm)				
18	2740175	1	Retainer				
19	9413948	1	Nut-Lock, 0.62NC				

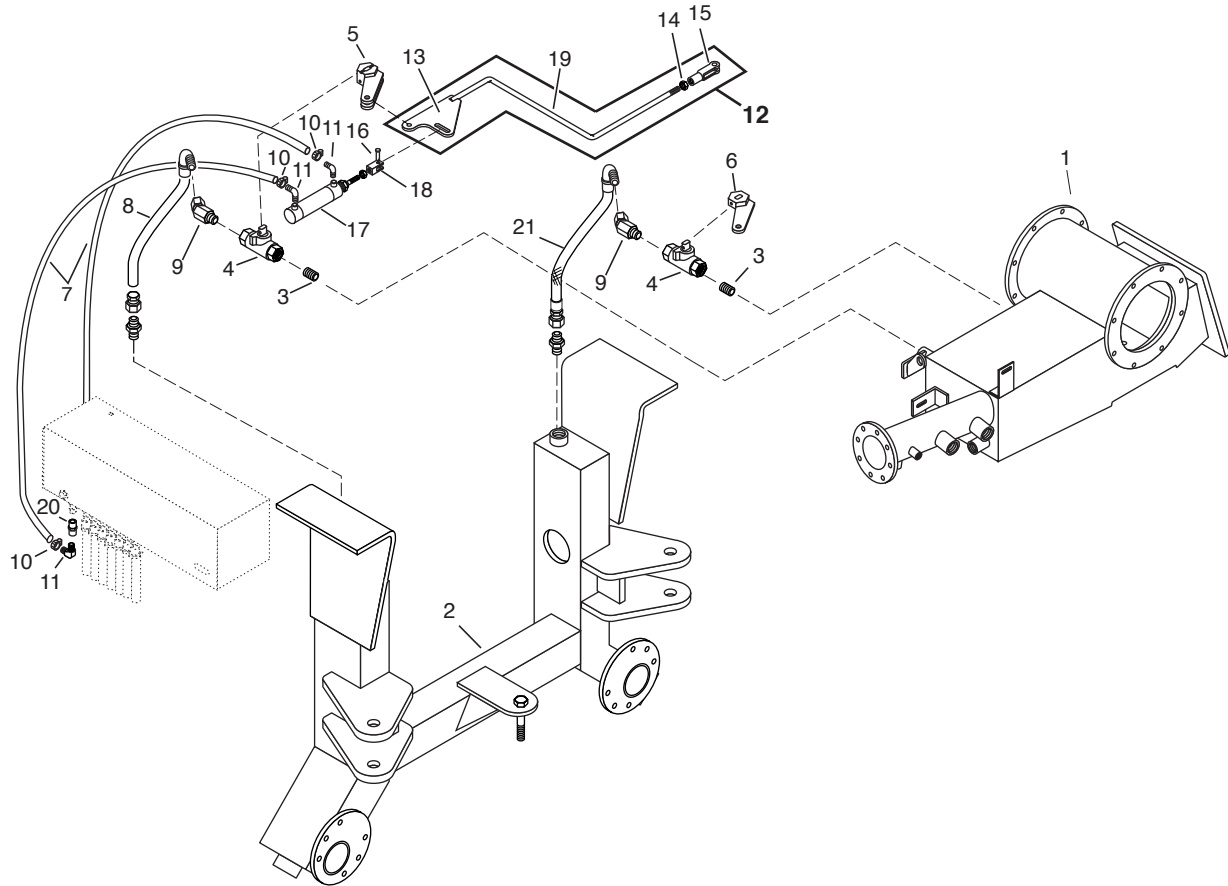
Rear Suction Valve - Manual (Optional)



WARNING
 Do not handle Viton O Rings if they have been burned.
 Viton O-Rings are used in Suction Valves, Ball Joints and Spray Bar Swivels.

REF	PART NO.	QTY	DESCRIPTION	REF	PART NO.	QTY	DESCRIPTION
1	3341500	1	Valve Asm-Rear Suction, Manual (Includes Ref 2-10, does not include 11)				
2	9413948	1	Nut-Hex, Lock, 0.62NC				
3	2740137	1	Gasket Retainer				
4	3341513	1	Gasket Asm				
	2750597	1	Green Fibre (Next to Retainer)				
	3341491	1	Black Viton (Next to Seat & Shaft Asm)				
5	3341499	1	Plunger Asm				
6	6602151	1	Scraper, 1.00 ID x 1.50 OD				
7	6602152	1	O Ring, 1.25 OD x 0.12				
8	3341497	1	Valve Body Asm				
9	2740354	1	Handwheel				
10	0274637	1	Nut-Hex, Lock, 0.50NF				
11	0120426	8	Screw-Hex, 0.50NC x 1.25				

Suckback System - Standard Spray Bar

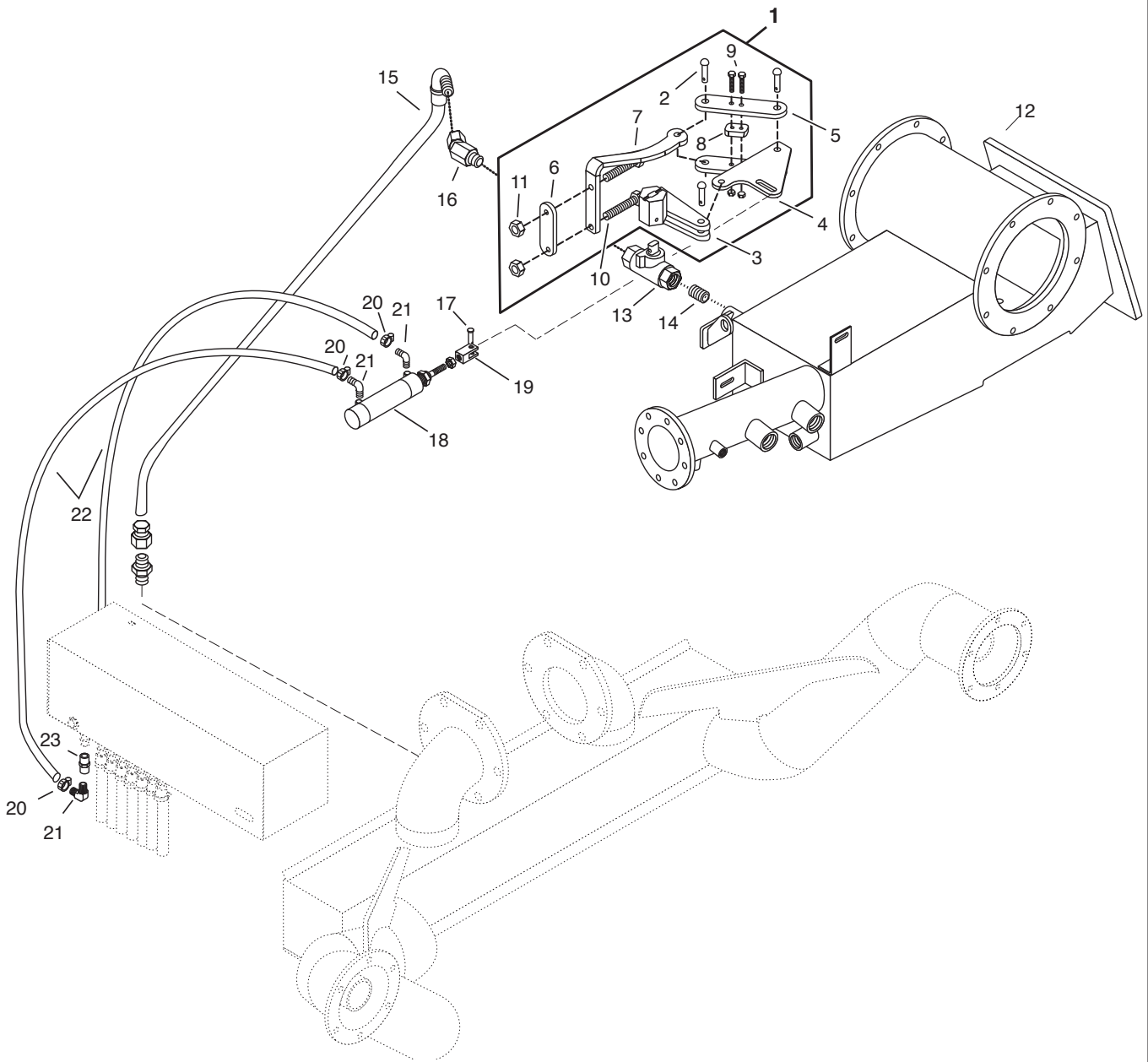


CIRCULATION SYSTEM

REF	PART NO.	QTY	DESCRIPTION	REF	PART NO.	QTY	DESCRIPTION
1	3342678	1	Strainer Box Asm				
2		1	Drop Tube & Hanger Asm- Specify Unit Serial Number				
3	6601543	2	Nipple-Hex, 0.75 x 1.8LG				
4	6602237	2	Valve-Ball, 3/4, Bronze				
5	3342693	1	Lug Asm-Left				
6	3342694	1	Lug Asm-Right				
7	6309255	AR	Hose-Fuel/Air, 3/16				
8	6200940	1	Hose Asm- 0.75" x 20, 12FJX-12MP90				
9	4470915	2	Elbow-Hydr, 45, 12FPX-12MP				
10	6001005	4	Clamp-Hose, Screw Type, M5				
11	6602242	4	Hose End-03 x 02MP90				
12	3342692	1	Link Asm-Suckback (Includes Ref 13-15, 19)				
13	3342689	1	Plate-Suckback Toggle				
14	0120368	1	Nut-Hex, 0.31NF, PD				
15	3350571	1	Yoke-Threaded, Adjusting Link				
16	0137185	1	Pin-Cotter, 0.12 x 1.00, PD				
17	6603150	1	Cylinder-Air, 1.06 x 4" DBL ACT				
18	6602339	1	Clevis-Rod, Cyl				
19	3342726	1	Rod-Left Suckback				
20	6602888	2	Orifice Fitting-1/8 NPT, .0465				
21	6200846	1	Hose Asm- .75 x 11.75, 12FJ-12MP90				
							AR = As Required

Specify Unit Serial No., Part No., & Part Description

Automatic Suckback System- Variable Width Spray Bar

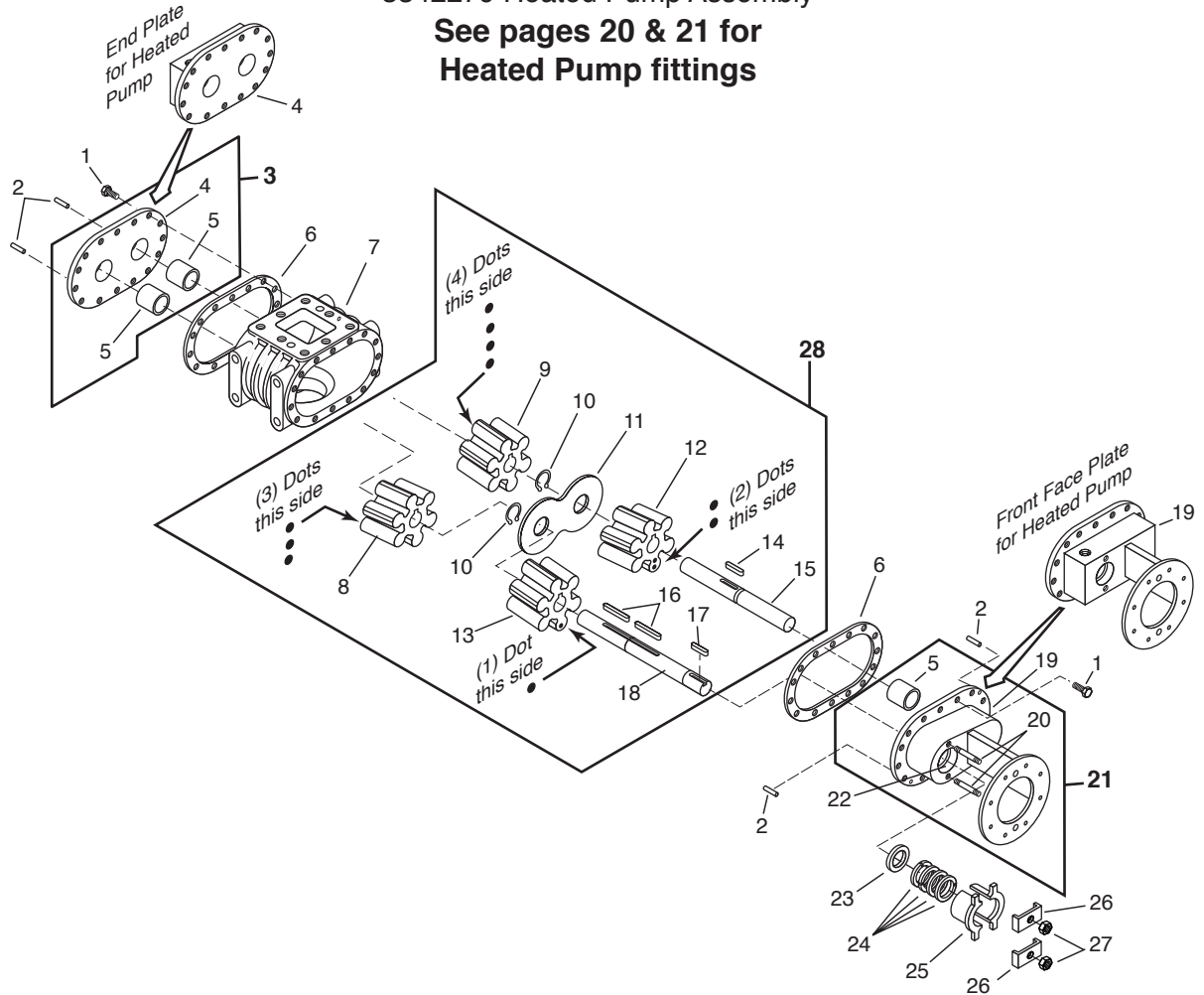


REF	PART NO.	QTY	DESCRIPTION	REF	PART NO.	QTY	DESCRIPTION
1	3382700	1	Link Asm-Suckback (Includes Ref 2-11)	13	6602237	1	Valve-Ball, 3/4, Bronze
2	6000397	3	Rivet-RdHd, 0.25" x 0.88" Drilled	14	6601543	1	Nipple-Hex, 0.75 x 1.8LG
3	3342693	1	Lug Asm-Left	15	6200846	1	Hose Asm- .75 x 11.75, 12FJ-12MP90
4	3382701	1	Plate-Suckback Toggle	16	4470915	1	Elbow-Hydr, 45, 12FPX-12MP
5	3382702	2	Plate-Link, Suckback Toggle	17	0137185	1	Pin-Cotter, 0.12 x 1.00, PD
6	3382704	1	Plate-Linkage Clamp	18	6603150	1	Cylinder-Air, 1.06 x 4" DBL ACT
7	3382706	1	Plate-Linkage Arm Clamp	19	6602339	1	Clevis-Rod, Cyl
8	3382709	1	Plate-Spacer, Linkage	20	6001005	4	Clamp-Hose, Screw Type, M5
9	6100697	2	Screw-Machine, RDSL, #06 x 0.75", PD	21	6602242	3	Hose End-03 x 02MP90
10	0180044	2	Capscrew-0.25"UNC x 2.0" Long, Gr5	22	6309255	AR	Hose-Fuel/Air, 3/16
11	9413946	2	Nut-Hex, Lock, 0.25"NC, PD	23	6602888	2	Orifice Fitting-1/8 NPT, .0465
12	3342678	1	Strainer Box Asm				AR = As Required

Asphalt Pump Assembly

3342266 Standard Pump Assembly

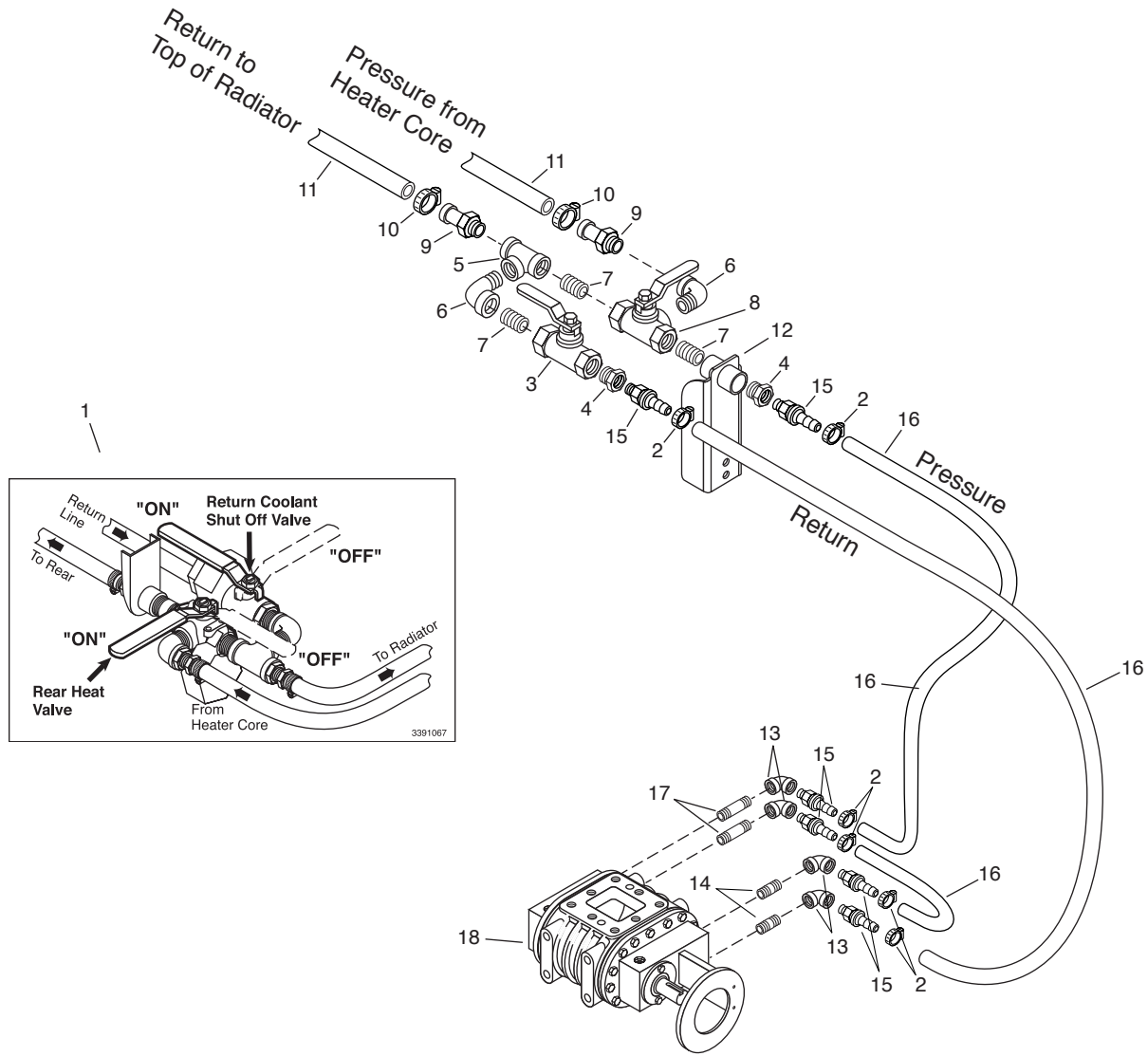
3342279 Heated Pump Assembly
**See pages 20 & 21 for
 Heated Pump fittings**



REF	PART NO.	QTY	DESCRIPTION	REF	PART NO.	QTY	DESCRIPTION
1	0120233	40	Screw-Hex, 0.38NC x 1.00 GR2,PD	16	2640725	2	Keystock 1/4 X 1/4 x 2 1/2 Lg
2	6100444	4	Pin-Dowel, 1/4 x 3/4	17	6000224	1	Key-0.31 x 1.00
3	3341558	1	End Plate Asm - Rear Plate, Std Pump (Includes Ref 4 & 5)	18	3342274	1	Pump Shaft - Drive, 4 Impell Pump
	3342164	1	End Plate Asm - Rear Plate, Heated (Includes Ref 4 & 5)	19	3342269	1	Endplate,Pump/Motor Mt., Std Pump
4	3341554	1	End Plate-Pump, Blind Bearing, Std Pump		3342280	1	Endplate,Pump/Motor Mt, Heated Pump
	3342163	1	End Plate-Pump, Blind Bearing, Heated	20	3342270	2	Stud-Packing Gland
5	3341559	3	Bearing-Pump Shaft	21	3342268	1	Front Face Plate Asm, Std Pump (Includes Ref 5, 19, 20 & 22)
6	3340287	2	Gasket-Face Plate		3342278	1	Front Face Plate Asm, Heated Pump (Includes Ref 5, 19, 20 & 22)
7	3341216	1	Case-Pump, P-15	22	3340294	1	Sleeve-Wearing
8	3342131	1	Impeller-Herringbone (3)RH	23	3340305	1	Ring-Lantern
9	3340279	1	Impeller-Herringbone (4)LH w/Key	24	6600310	4	Pk-Ring, 1.5 ID X 2 OD, Synth Pack
10	6001169	2	Snap Ring-Ext	25	3340307	1	Gland-Packing, Split
11	3340298	1	Plate-Division, Herringbone Pump	26	3340308	2	Retainer-Split Packing Gland
12	3341462	1	Impeller-Herringbone (2)	27	9413569	2	Nut-Hex, 0.56NC, PD
13	3341463	1	Impeller-Herringbone (1)	28	7051175	1	Impeller Set (Includes Ref 10-16, & 18, does not include 17)
14	2640726	2	Keystock 1/4 X 1/4 x 1 Lg				
15	3341553	1	Pump Shaft - Idler, 4 Impell Pump				

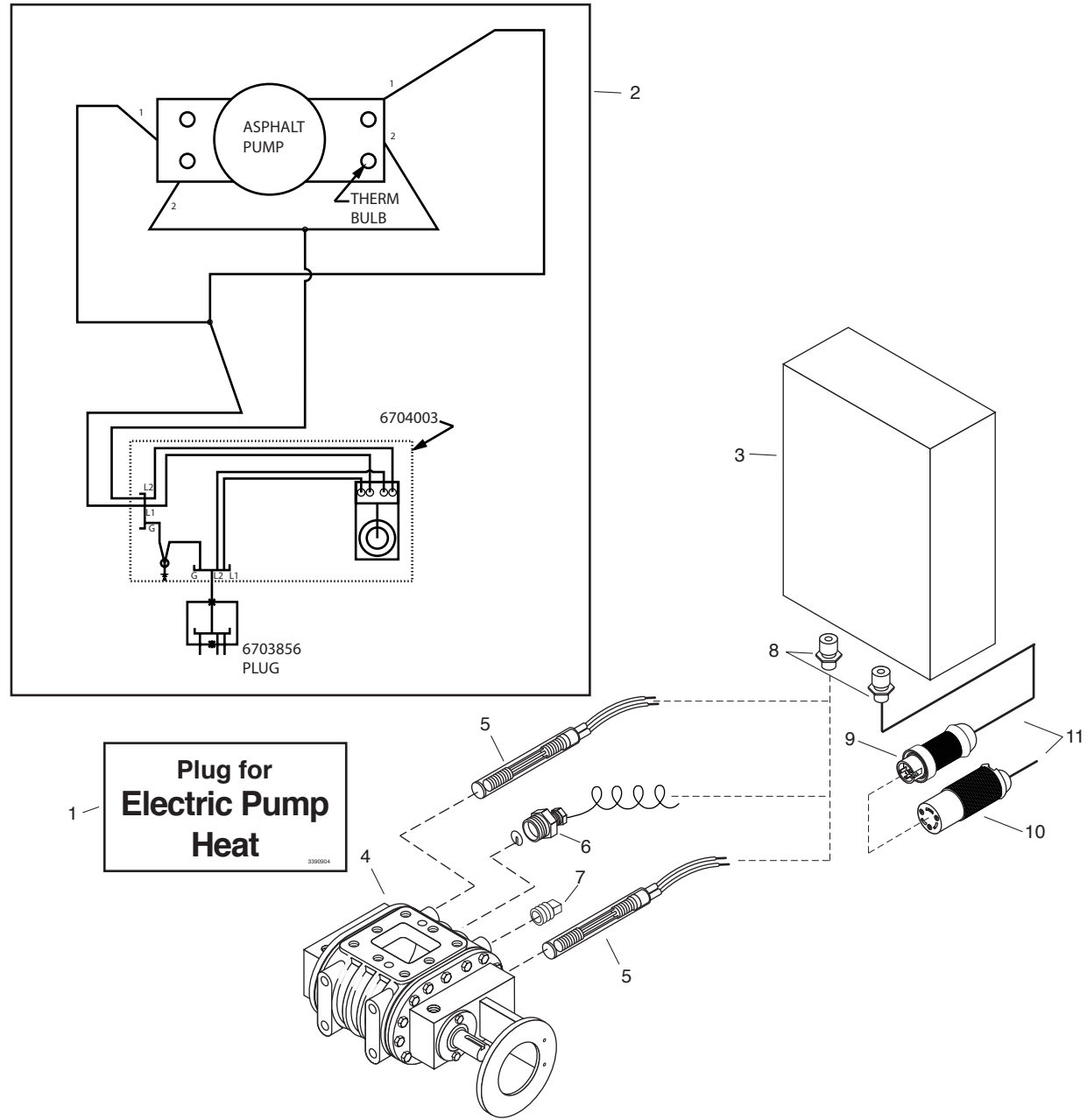
CIRCULATION SYSTEM

Heated Pump (From Truck Cooling System)



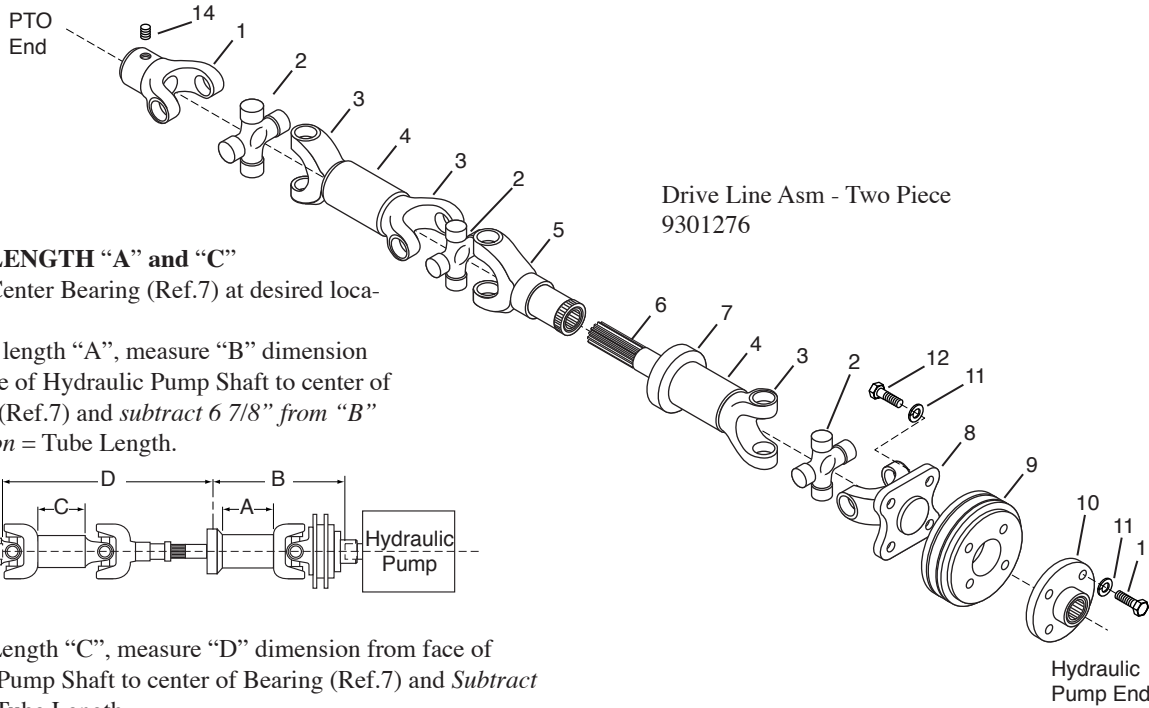
REF	PART NO.	QTY	DESCRIPTION	REF	PART NO.	QTY	DESCRIPTION
1	3391067	1	Decal-Operation, Valves	11	6600646	30	Hose-Heater, 3/4"
2	6000087	6	Clamp-Hose,0.56-1.06		6604175	30	Hose-Heater, 5/8"
3	6601177	1	Valve-Ball, 1.00 NPT, Bronze	12	3382541	1	Bracket Asm-Heated Pump Piping
4	0120062	3	Bushing,Pipe, 1.00X0.50,NPT	13	0119098	4	Elbow-Pipe, 90,0.50NPT, PN
5	0115237	1	Tee,Pipe, 1.00NPT,PN	14	0192077	2	Nipple-Pipe, .05X2.50,CL PN
6	0108687	2	Elbow-90, ST, 1.00NPT, PN	15	6600663	6	Hose End-08X08MP, ST.
7	0127874	3	Nipple-Pipe, 1.00X1.50, CL PN	16	6600662	30	Hose-0.50 ID / Ft
8	6603733	1	Valve-Butterfly, 3 Way,1.0	17	0140807	2	Nipple-Pipe, .05X3.00,CL PN
9	6100795	2	Fitting-5/8" Heater, 1/2" NPT	18	3342279	1	Pump Asm-400 GPM, Heated
10	6000792	4	Clamp-Hose				

Electric Pump Heat Install (Electric Cartridge Heaters)



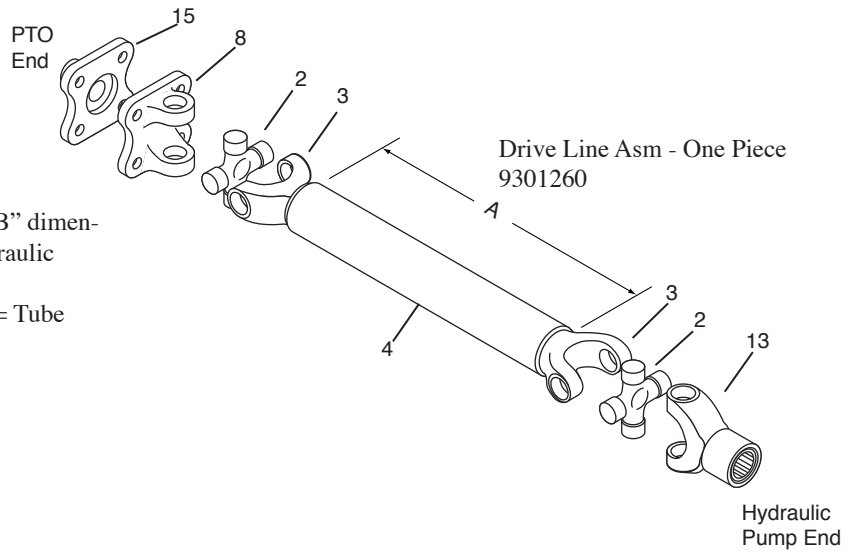
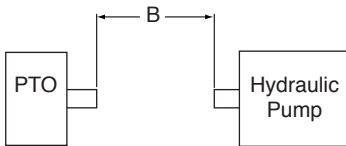
REF	PART NO.	QTY	DESCRIPTION	REF	PART NO.	QTY	DESCRIPTION
1	3390904	1	Decal-Electric Pump Heat, Plug				
2	9304999	1	Electric Pump Heater Wiring				
3	6704003	1	Thermostat-Type 7, Remote Mount				
4	3342279	1	Pump Asm-400 GPM, Heated				
5	6703999	2	Htr-Firerod Cartridge, 240V, 750W				
6	6500105	2	Gland-Pack Temp Sen Bulb TC				
7		1	Plug				
8	6703826	2	Cord Grip-Fitting, 0.75" x 0.62"				
9	6703856	1	Plug-1PH3Wire, 30A, Sealed				
10	6703857	1	Connector-1PH3Wire, 30A, Sealed				
11	6703855	20	Cord-Elec, 10x3, Type SOOW				

Drive Line - PTO To Hydraulic Pump - 42 Series



TUBE LENGTH

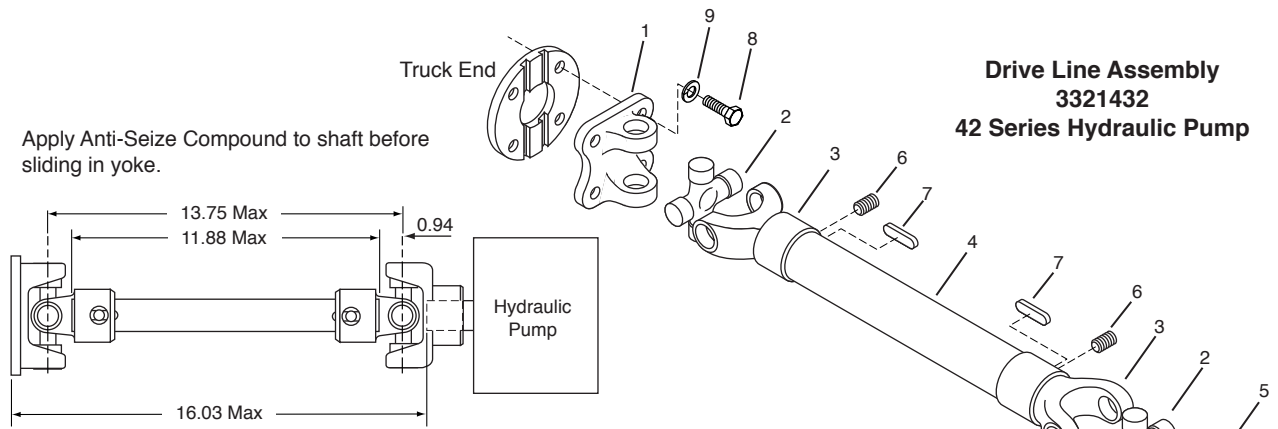
To obtain tube length "A", measure "B" dimension (end of PTO Shaft to end of Hydraulic Pump Shaft).
Subtract 6 3/8" from "B" dimension = Tube Length.



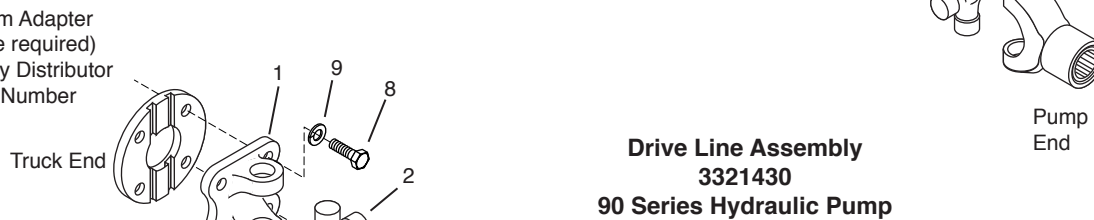
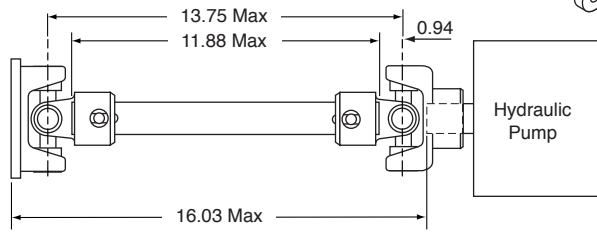
REF	PART NO.	QTY	DESCRIPTION	REF	PART NO.	QTY	DESCRIPTION
1	6440170	1	Yoke-End	9	3321014	1	Pulley
2	3170013	AR	Journal & Bearing	10	6440206	1	Flange-Companion
3	6440164	AR	Yoke-Stub	11	0120382	8	Washer-Lock, 0.38
4	6303278	AR	Tubing-2"OD x 14GA(Specify Length)	12	0186679	12	Screw-Hex, 0.38NC x 1.25, GR8,PD
5	6440165	1	Yoke Asm	13	6440200	1	Fitting-Yoke
6	6440166	1	Shaft-Stub	14	6100284	1	Screw-Sock, 0.50NC x 0.50 Lg.
7	6440167	1	Bearing	15	6440213	1	Flange-Companion Rect 1.25 Dia 240
8	3170021	2	Yoke-Flange				

Drive Line - PTO To Hydraulic Pump - GMC Trucks

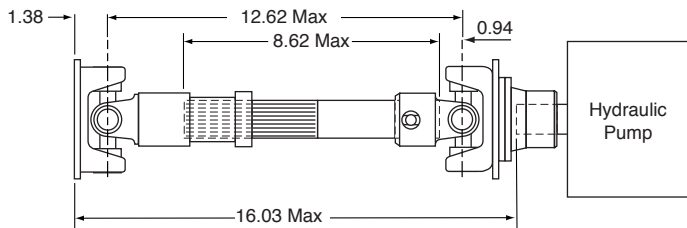
42 Series and 90 Series Hydraulic Pumps



Apply Anti-Seize Compound to shaft before sliding in yoke.



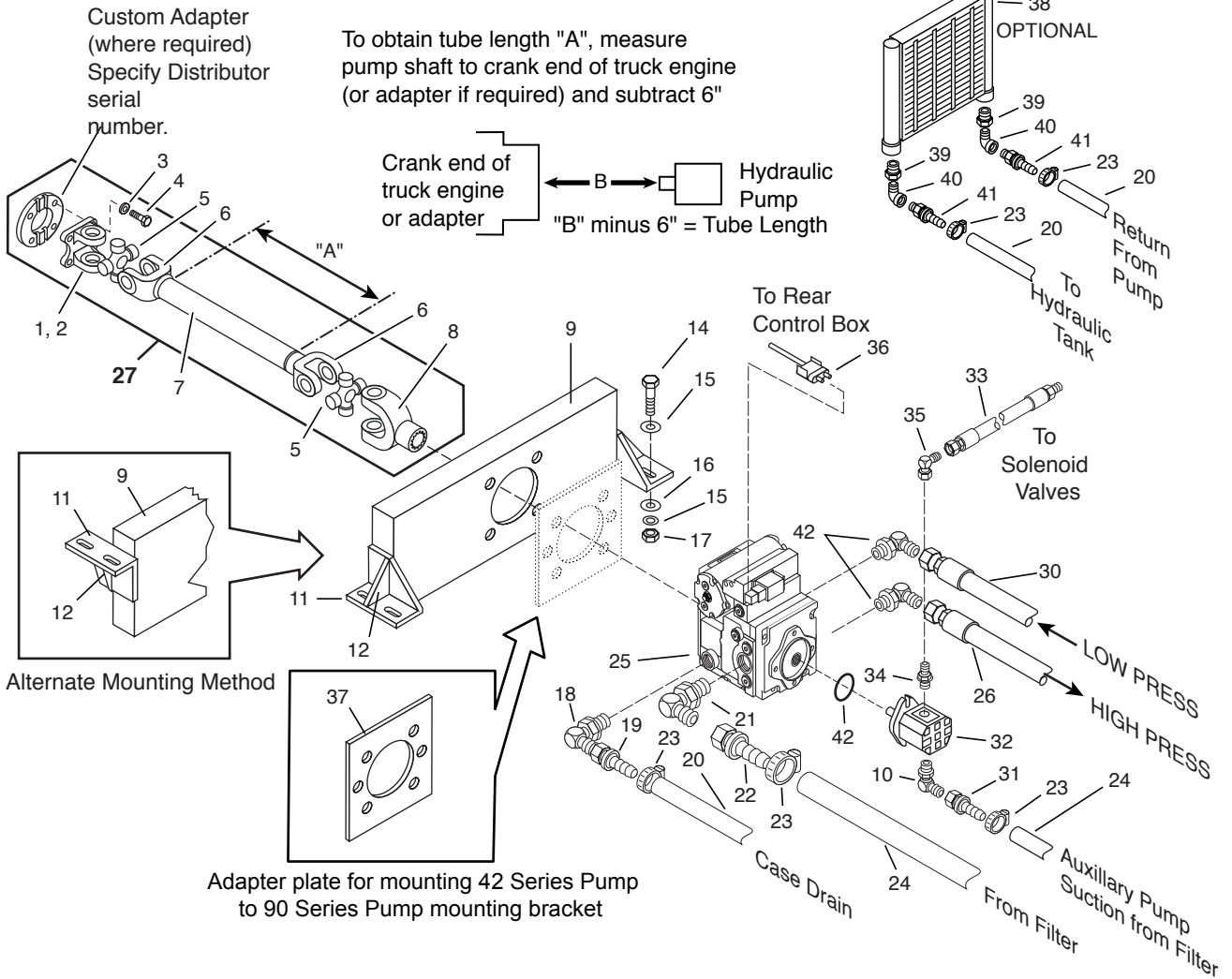
Apply Anti-Seize Compound to shaft before sliding in yoke.



HYDROSTATIC SYSTEM

REF	PART NO.	QTY	DESCRIPTION	REF	PART NO.	QTY	DESCRIPTION
1	3170021	AR	Yoke-Flange	9	0120383	AR	Washer-Lock, 0.44, Spring, PD
2	3170013	2	Journal & Bearing Kit	10	6002756	4	Screw-Hex, 0.44NC x 1.5, GR8, PD
3	6440170	AR	End Yoke-1.25" Bore	11	0271501	4	Nut-Hex, 0.44NC, PD
4	3321431	1	Shaft (40 Series)	12	6440165	1	Yoke Asm, Splined
5	6440200	1	End Yoke, Splined	13	3321429	1	Shaft (90 Series)
6	0102615	AR	Screw-Sock, 0.50NC x 0.50Lg., Cup Pt.	14	6440162	1	Flange Companion, Tapered
7	6000161	AR	Key-0.31 x 0.31 x 1.50 Lg.				
8	0454904	4	Screw-Hex, 0.38NC x 0.75, GR8,PD				AR = As Required

Hydraulic Pump Drive - Crankshaft Driven - 42 Series



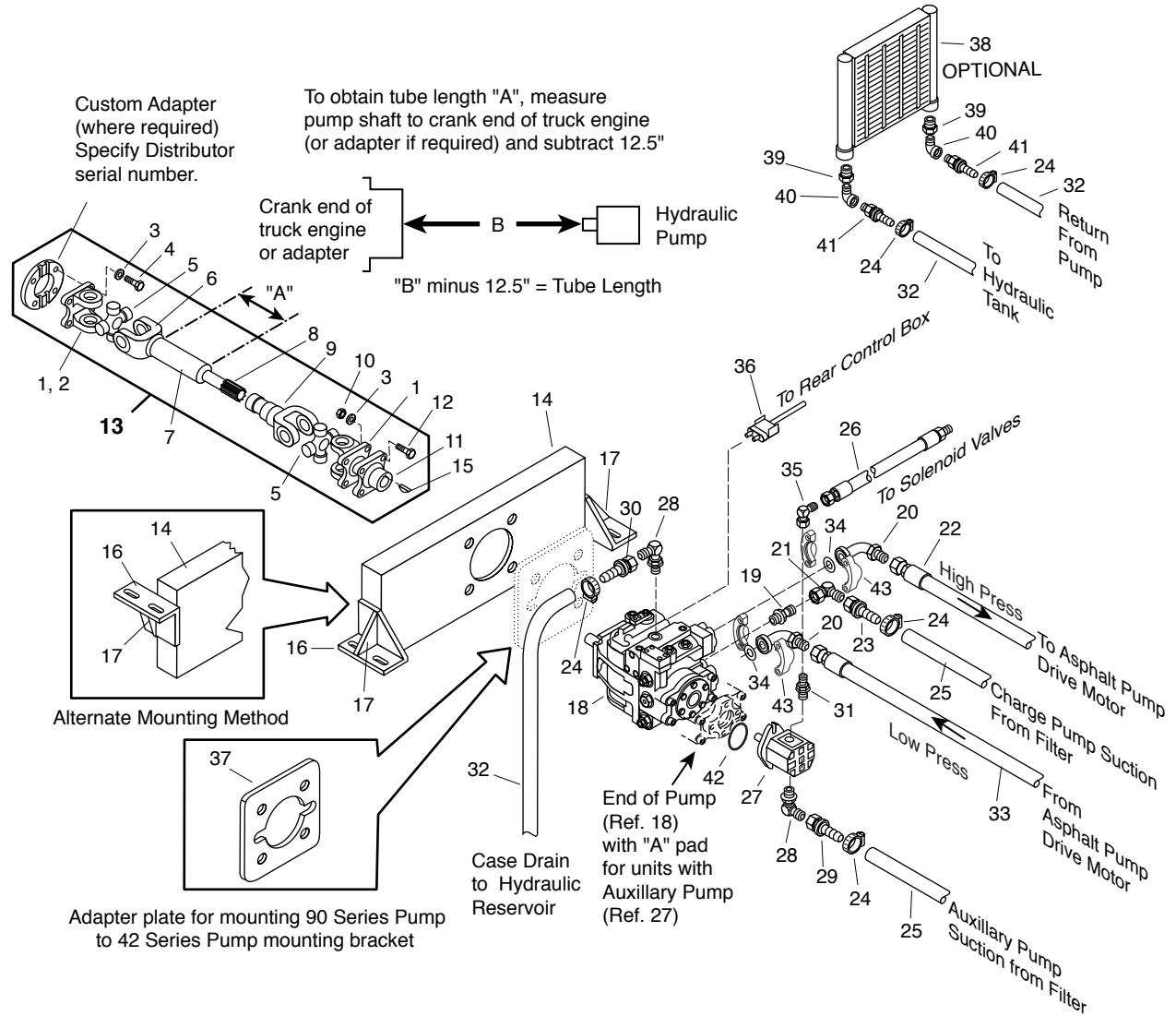
*Please Note: Crankshaft driven units are LH Rotation pump.

Hydraulic Pump Drive - Crankshaft Driven - 42 Series

HYDROSTATIC SYSTEM

REF	PART NO.	QTY	DESCRIPTION	REF	PART NO.	QTY	DESCRIPTION
1	6440172	1	Yoke-Flange, 2.75 Male Pilot				
2	3170021	1	Yoke-Flange, 2.38 Male Pilot				
3	0120382	4	Lock Washer, 0.38, Spring, PD				
4	0454904	4	Hex Screw, 0.38NC x 0.75, GR8, PD				
5	3170013	2	Journal & Bearing				
6	6440164	2	Yoke				
7	6303278	AR	Tube-2.00 x 14 Ga.				
8	6440200	1	Yoke-End, 1.00, 15T				
9	3321423	1	Mtg. Channel				
10	9410979	1	Elbow-Hyd, 90, 12MB-12MJ				
11	3321424	1	Angle, LH				
	3321426	1	Angle, RH				
12	3321332	2	Gusset				
14	0122459	4	Hex Screw, 0.50NC x 2.00, GR2, PD				
15	0120390	4	Flat Washer, 0.50A, W, PD				
16	0120384	4	Lock Washer, 0.50, Spring, PD				
17	0120378	4	Nut, 0.50NC, PD				
18	6602456	1	Hyd Elbow, 90, 16MB-12MJ				
19	6600648	1	Hose End-12 x 12FJX, ST, Push Lock				
20	6600646	AR	Hose-Self Grip				
21	6601568	1	Hyd Elbow, 90, 16MB-16MJ				
22	6601566	1	Hose End, 16FJX-16, ST				
23	6000792	AR	Hose Clamp, Worm Drive, 1.06 to 2				
24	6601564	AR	Suction Hose, 1.00 ID, SAE 100R4				
25	6603243	1	Pump-3.1 CI, LH, EDC, Spline, A Pad				
	6603242	1	Pump-3.1 CI, RH, EDC, Spline, A Pad				
	PD10911	1	Seal Kit				
	PD10770	1	EDC Controller				
	PD11077	1	EDC Gasket				
26	9250610	AR	Hyd Hose Asm, HP (Specify Length)				
27	9301275	1	Drive Line Asm (Includes Ref 1-8)				
28	0120377	4	Nut, 0.38NC				
29	0186679	4	Hex Screw, 0.38NC x 1.25, GR8				
30	9250611	1	Hose Asm, LP, 12FJX-12FJX (Specify Lg)				
31	6601812	1	Hose End, 12FJ, 1.00 Hose				
32	6602390	1	Aux Pump, 0.68CI, A Pad, Spline, LH				
	6602391	1	Aux Pump, 0.68CI, A Pad, Spline, RH				
	6603432	1	Aux Pump for VB, 1.40CI, A Pad, Spline, LH				
	6603436	1	Aux Pump for VB, 1.40CI, A Pad, Spline, RH				
	7420255	1	Seal Kit				
33	9250612	1	Hose Asm, LP (Specify Length)				
34	6600903	1	Hyd Adapter, ST, 08MJ-10MB				
35	9410281	1	Hyd Elbow, 90, 08FJX-08MJ				
36	3370558	1	Cable Asm - Pump Stroker, 42 Series				
37	3321414	1	Adapter-42 Series Pump-90 Series Brkt				AR = As Required
38	S352702	1	Cooler-Oil, Standard (OPTIONAL)				
	6603944	1	Cooler-Oil, Heavy Duty (OPTIONAL)				
39	0128003	2	Pipe Bushing-1.00 x 0.75NPT				
40	0141621	2	Pipe Elbow, 90, ST, 0.75NPT				
41	6600647	2	Hose End, 12 x 12MP, ST, LPSP				
42	7230268	1	O-Ring, Cover Plate, A-Pad				

Hydraulic Pump Drive - Crankshaft Driven - 90 Series



*Please Note: Crankshaft driven units are LH Rotation pump.

Hydraulic Pump Drive - Crankshaft Driven - 90 Series

REF	PART NO.	QTY	DESCRIPTION	REF	PART NO.	QTY	DESCRIPTION
1	3170021	1	Yoke-Flange, 2.38 Male Pilot				
2	6440172	1	Yoke-Flange, 2.75 Male Pilot				
3	0120382	8	Lock Washer, 0.38, Spring, PD				
4	0454904	4	Hex Screw, 0.38NC x 0.75, GR8, PD				
5	3170013	2	Journal & Bearing				
6	6440164	1	Yoke				
7	6303278	AR	Tube-2.00 x 14 Ga. (Specify Length)				
8	6440199	1	Shaft				
9	3110034	1	Yoke Sleeve				
10	0120377	4	Nut, 0.38NC, PD				
11	6440162	1	Flange Companion				
12	0186679	4	Hex Screw, 0.38NC x 1.25, GR8, PD				
13	9301215	1	Drive Line Asm (Includes Ref 1-12, 15)				
14	3321422	1	Mtg. Channel				
15	7050448	1	Key-Woodruff, 3/8 x 1 1/2				
16	3321424	1	Angle, LH				
	3321426	1	Angle, RH				
17	3321332	2	Gusset				
18	6603759	1	Pump-4.57, LH, EDC., A Pad, 5000PSI				
	6603758	1	Pump-4.57, RH, EDC., A Pad, 5000PSI				
	7010097	1	A Pad Asm Complete				
	7010092	1	Seal Kit (Both Pumps)				
	PD11584	1	Electronic Stroker (Both Pumps)				
	7051172	1	Pilot Valve				
19	9410233	1	Hyd Adapter, ST, 16MB-16MJ				
20	6602261	2	Hyd Elbow, 90, 16MJ-16FL 62				
21	9410285	1	Hyd Elbow, 90, 16FJX-16MJ				
22	9250610	1	Hose Asm-HP (Specify Length)				
23	6601566	2	Hose End, 16FJX-16, ST				
24	6000792	6	Hose Clamp, Worm Drive, 1.06 to 2				
25	6601564	AR	Suction Hose, 1.00 ID				
26	9250612	1	Hose Asm-LP (Specify Length)				
27	6602390	1	Aux Pump, 0.68CI, A Pad, Spline, LH				
	6602391	1	Aux Pump, 0.68CI, A Pad, Spline, RH				
	6603432	1	Aux Pump for VB, 1.40CI, A Pad, Spline, LH				
	6603436	1	Aux Pump for VB, 1.40CI, A Pad, Spline, RH				
	7420255	1	Seal Kit				
28	9410979	2	Hyd Elbow, 90, 12MB-12MJ				
29	6601812	1	Hose End, 12FJ-1" Hose				
30	6600648	AR	Hose End, 12 x 12FJX, ST, Push Lock				
31	6600903	1	Hyd Adapter, ST, 08MJ-10MB				
32	6600646	AR	Hose-Self Grip (Specify Length)				
33	9250611	1	Hose-LP, 12FJX-12FJX (Specify Lgth)				
34	0274253	2	O Ring Tube, Fitting, 1.50				
35	9410281	1	Hyd Elbow, 90, 08FJX-08MJ				
36	3370558	1	Cable Asm-Pump Stroker				
37	3321453	1	Adapter-90 Series Pump, 42 Series Brkt				AR - As Required
38	S352702	1	Cooler-Oil, Standard (OPTIONAL)				
	6603944	1	Cooler-Oil, Heavy Duty (OPTIONAL)				
39	0128003	2	Pipe Bushing-1.00 x 0.75NPT				
40	0141621	2	Pipe Elbow, 90, ST, 0.75NPT				
41	6600647	2	Hose End, 12 x 12MP, ST, LPSP				
42	7230268	1	O-Ring, Cover Plate, A-Pad				
43	6602624	2	Flange Kit-Split, 1", Code 62				

HYDROSTATIC SYSTEM

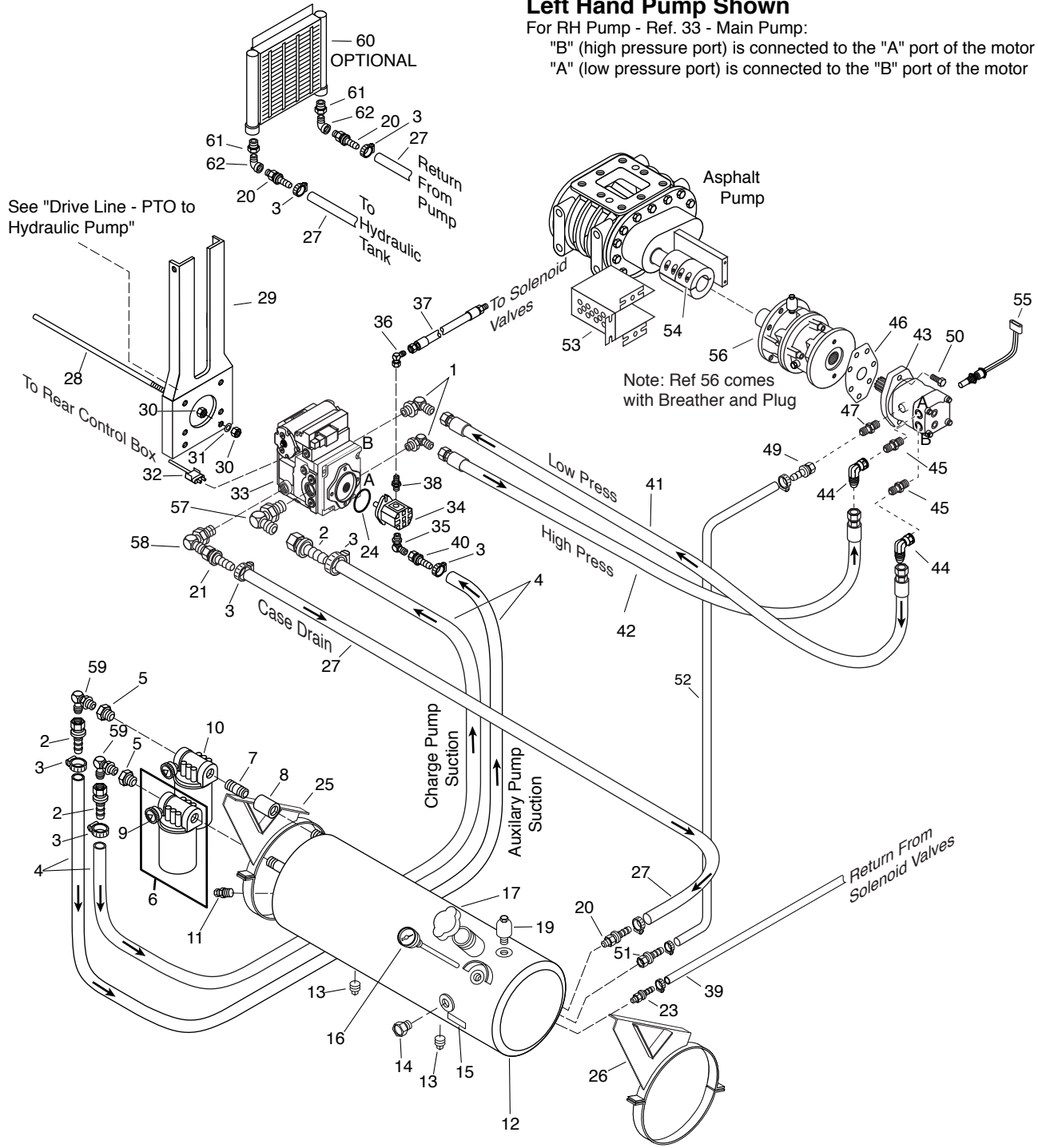
Hydrostatic Drive System - PTO Driven - 42 Series

Left Hand Pump Shown

For RH Pump - Ref. 33 - Main Pump:

"B" (high pressure port) is connected to the "A" port of the motor
 "A" (low pressure port) is connected to the "B" port of the motor

HYDROSTATIC SYSTEM



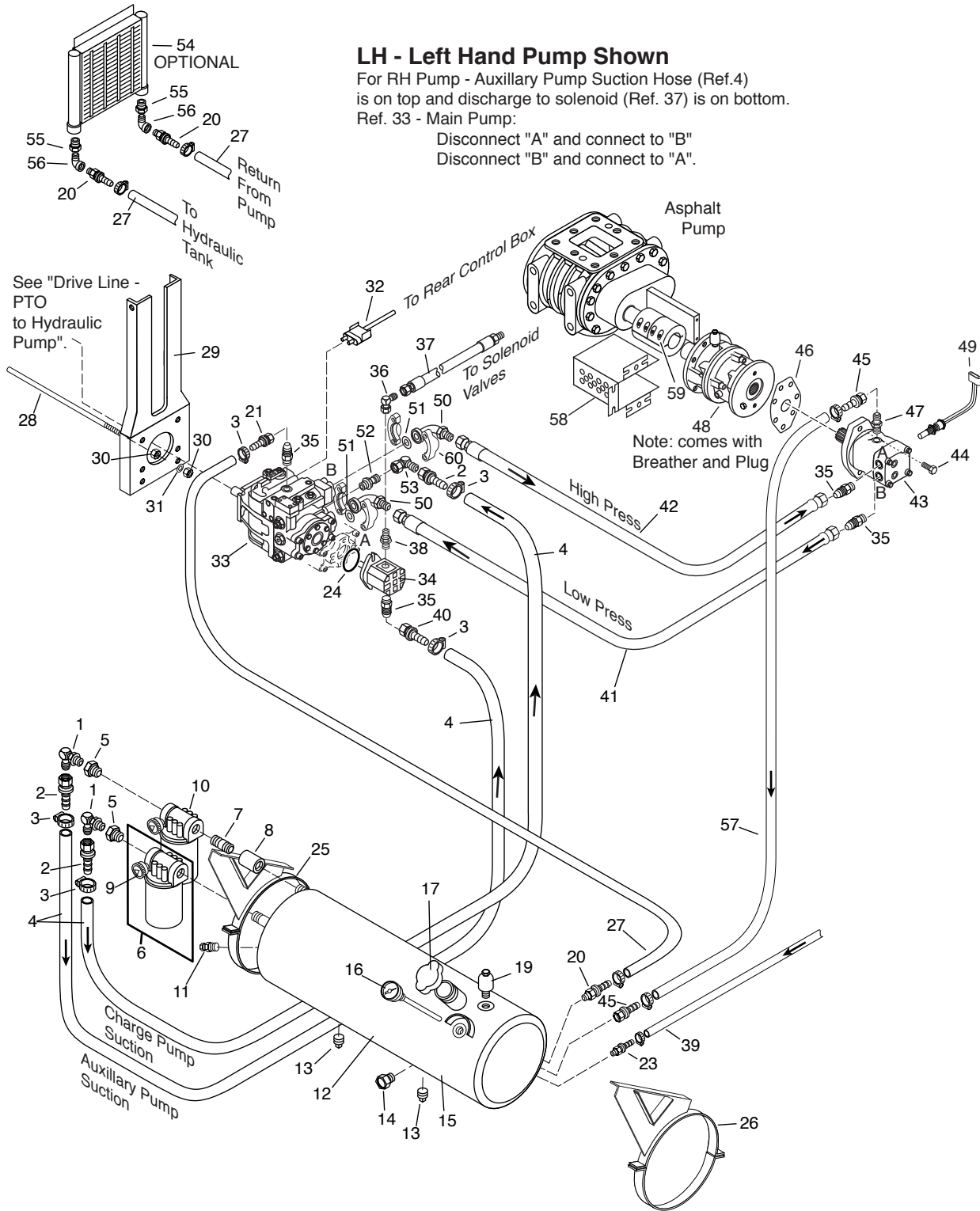
Hydrostatic Drive System - PTO Driven - 42 Series

REF	PART NO.	QTY	DESCRIPTION	REF	PART NO.	QTY	DESCRIPTION
1	6602586	2	Elbow-Hyd, 90, 12MB-16MJ	40	6601812	1	Hose End, 16-12FJX, ST
2	6601566	3	Hose End, 16-16FJX, ST	41	9250611	1	Hose Asm-LP, 12FJX-16FJX (Specify Length)
3	6000792	AR	Clamp-Hose, Worm Dr., 1.06 to 2	42	9250610	1	Hose Asm-HP (Specify Length)
4	6601564	AR	Suction Hose, 1" ID	43	6603157	1	Motor-1.53 CIR,w/Loop Flush
5	0125915	1	Pipe Bushing, 1.25 x 1.00 NPT	44	9410283	2	Elbow-Hydr,90,12FJX-12MJ
6	6602214	1	Vacuum Filter, 10 Micron	45	6600910	2	Adapter-Hydr,St,10MB-12MJ
	7420244	1	Replacement Element	46	7215209	1	Gasket-B Pad
7	0219357	1	Nipple-1.25 x 2.00, CL	47	9410203	1	Adapter-Hydr,St,08MJ-08MB
8	0144066	1	Pipe Coupling, 1.25 NPT	48	0141621	1	Elbow-Pipe, 90, ST, 0.75NPT
9	7420042	2	Indicator	49	6600664	1	Hose End-08-08FJX, ST, LPSP
10	6602801	1	Return Line Filter, 1.25 NPT	50	0180175	2	Screw-Hex,1/2NC x 1 1/4,Gr 5
	7420244	1	Element, 10 Micron	51	6600663	1	Hose End-08-08MP, ST, LPSP
11	6600237	1	Thermo Switch	52	6604143	1	Hose-0.50
12	3321386	1	Hyd Tank Asm, 12" x 55"	53	3390730	1	Guard
	3321905	1	Hyd Tank Asm, 14" x 40"	54	6445090	1	Coupling
13	0219301	4	Plug-Pipe, SqHd, 0.75 NPT		PD11053		Bolts
14	6600224	1	Eyesite Oil Plug	55	3370323	1	Speed Pickup
15	3390605	1	Oil Spec. Instruction Plate	56	6410079	1	Gearbox-Planetary
16	6500039	1	Thermometer-2" Dial, 9" Dual	57	6601568	1	Elbow-Hyd, 90, 16MB-16MJ
17	3330026	1	Cap	58	6602456	1	Elbow-Hyd, 90, 16MB-12MJ
18	6000233	1	Gasket-2.18", Leather	59	6601135	2	Elbow-Hyd, 90, 16MP-16MJ
19	6600223	1	Breather	60	S352702	1	Cooler-Oil, Standard (OPTIONAL)
20	6600647	1	Hose End-12 x 12MP, ST, LPSP		6603944	1	Cooler-Oil, Heavy Duty (OPTIONAL)
21	6600648	3	Hose End-12 x 12FJX	61	0128003	2	Bushing-Pipe, 1.00 x 0.75NPT
22	9402828	1	Elbow-Hyd, 45, 12MJ-12MP				AR = As Required
23	6600663	2	Hose End-08 x 08MP, ST, LPSP				
24	7230268	1	O-Ring, Cover Plate, A-Pad				
25	3381297	1	Bracket Asm-Tank, Fuel, Hyd, LH, 12"				
	3381561	1	Bracket Asm-Tank, Fuel, Hyd, LH, 14"				
26	3381296	1	Bracket Asm-Tank, Fuel, Hyd, RH, 12"				
	3381560	1	Bracket Asm-Tank, Fuel, Hyd, RH, 14"				
27	6600646	2	Self Grip Hose, 0.75 (Specify Length)				
28	3321517	1	Round-0.50 CR				
29	3321504	1	Support-Pump, 40 Series				
30	0120378	2	Nut-Hex, 0.50 NC				
31	0120384	2	Lock Washer, 0.50				
32	3370558	1	Cable Asm-Pump Stroker, 42 Series				
33	6603242	1	Pump-3.1 CI, RH, EDC, Spline, A Pad				
	6603243	1	Pump-3.1 CI, LH, EDC, Spline, A Pad				
	PD10911	1	Seal Kit				
	PD10770	1	EDC Controller				
	PD11077	1	EDC Gasket				
34	6602390	1	Aux Pump, 0.68 CI, A Pad, Spline, LH				
	6602391	1	Aux Pump, 0.68 CI, A Pad, Spline, RH				
	6603432	1	Aux Pump for VB, 1.40CI, A Pad, Spline, LH				
	6603436	1	Aux Pump for VB, 1.40CI, A Pad, Spline, RH				
	7420255	1	Seal Kit (6602390 & 6602391)				
35	9410979	2	Elbow-Hyd, 90, 12MB-12MJ				
36	9410281	1	Elbow-Hyd, 90, 08FJX-08MJ				
37	9250612	1	Hose Asm-LP (Specify Length)				
38	6600903	1	Adapter-Hyd, ST, 08MJ-10MB				
39	6600662	1	Hose-Push Lock, 0.50 (Specify Length)				

HYDROSTATIC SYSTEM

Hydrostatic Drive System - PTO Driven - 90 Series

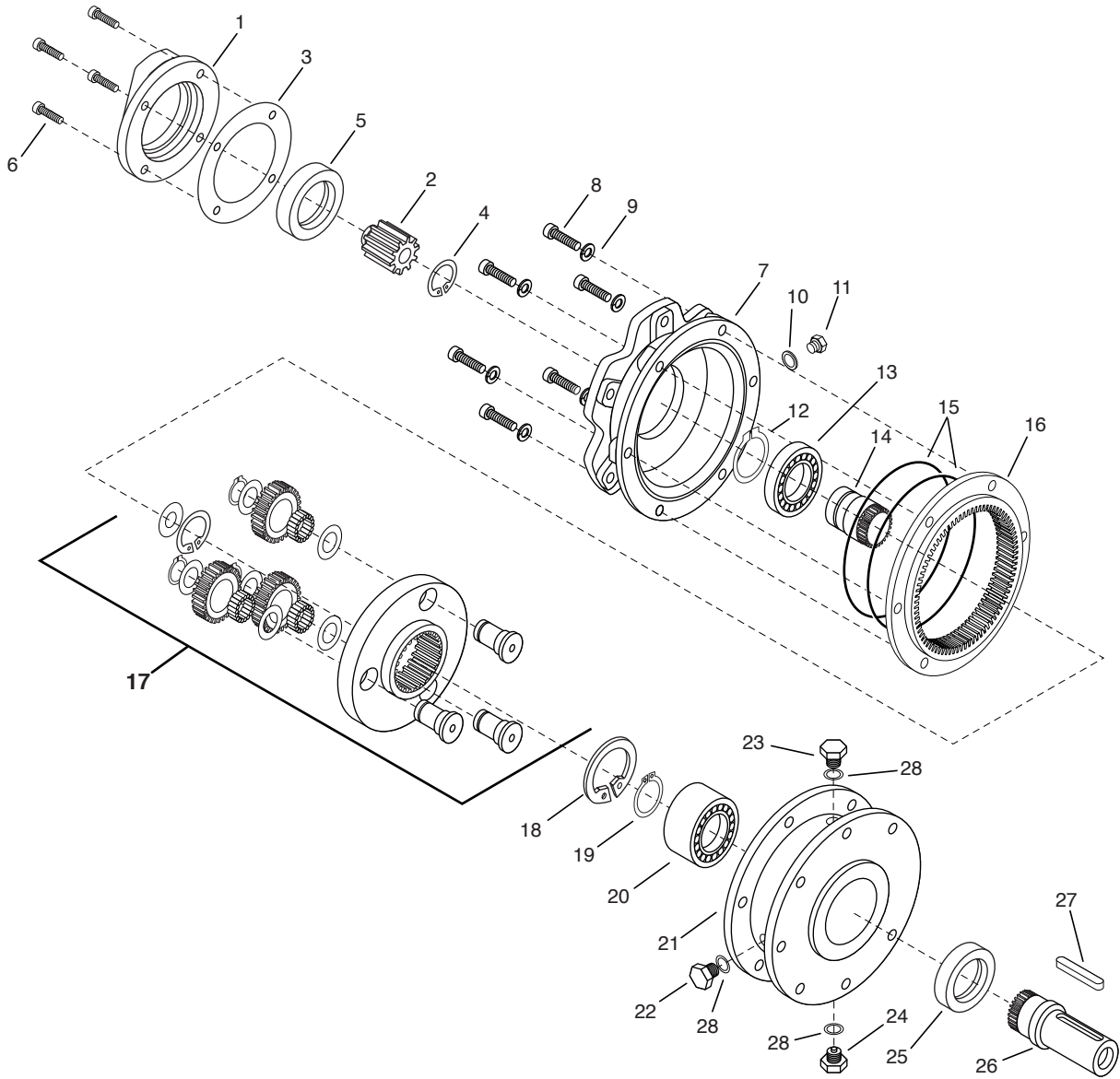
HYDROSTATIC SYSTEM



Hydrostatic Drive System - PTO Driven - 90 Series

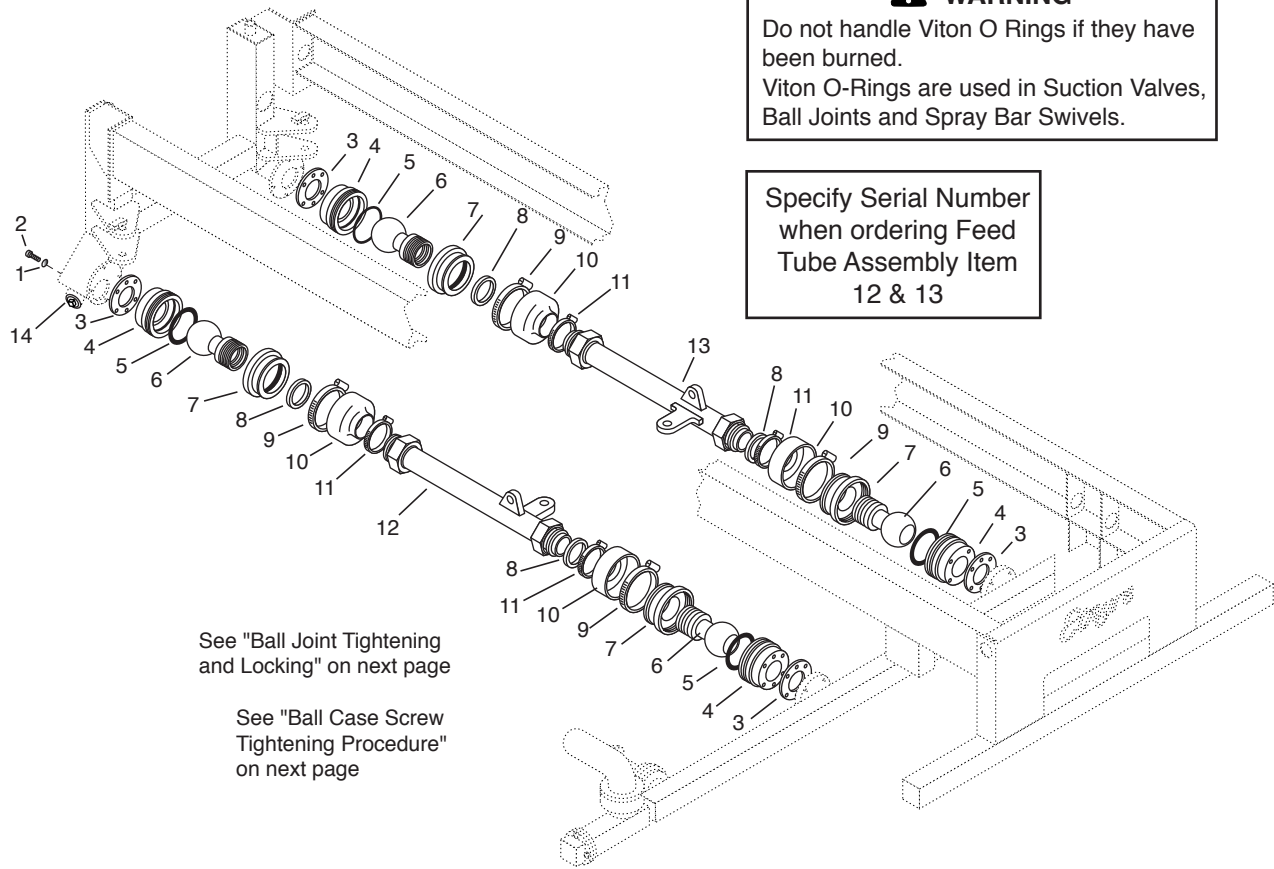
REF	PART NO.	QTY	DESCRIPTION	REF	PART NO.	QTY	DESCRIPTION
1	6601135	2	Elbow-Hyd, 90, 16MP-16MJ	35	9410205	4	Adapter-Hyd, ST, 12MB-12MJ
2	6601566	3	Hose End, 16-16FJX, ST	36	9410281	1	Elbow-Hyd, 90, 08FJX-08MJ
3	6000792	3	Clamp-Hose, Worm Dr., 1.06 to 2	37	9250612	1	Hose Asm-LP (Specify Length)
4	6601564	AR	Hose-Suction, 1" ID	38	6600903	1	Adapter-Hyd, ST, 08MJ-10MB
5	0215915	1	Bushing-Pipe, 1.25 x 1.00 NPT	39	6600662	1	Hose-Push Lock, 0.50 (SpecifyLength)
6	6602214	1	Filter-Vacuum, 10 Micron	40	6601812	1	Hose End, 16-12FJX, ST
	7420244	1	Replacement Element	41	9250611	1	Hose Asm-LP, 12FJX-16FJX (Specify Length)
7	0219357	1	Nipple-1.25 x 2.00, CL	42	9250610	1	Hose Asm-HP (Specify Length)
8	0144066	1	Coupling-Pipe, 1.25 NPT	43	6603173	1	Motor-Motor-2.69 CI,w/Loop Flush
9	7420042	1	Indicator		6603219	1	Motor-Motor-2.1 CI,w/Loop Flush
10	6602801	1	Filter-Return Line, 1.25 NPT	44	0180175	2	Screw-Hex,1/2NC x 1 1/4,Gr 5
	7420244	1	Element-Filter, 10 Micron	45	6600664	1	Hose End-08-08FJX, ST
11	6600237	1	Switch-Thermo	46	7215209	1	Gasket-B Pad
12	3321386	1	Tank Asm-Hyd, 12" x 55"	47	6600903	1	Adapter-Hyd, ST, 08MJ-08MB
	3321905	1	Tank Asm-Hyd, 14" x 40"	48	6410079	1	Gearbox-Planetary
13	0219301	4	Plug-Pipe, SqHd, 0.75 NPT	49	3370323	1	Speed Pickup
14	6600224	1	Plug-Eyesite, Oil	50	6602261	2	Elbow-Hyd, 90, 16MJ-16FL 62
15	3390605	1	Plate-Instruction, Oil Specifications	51	0274253	2	O Ring Tube Fitting, 1.50
16	6500039	1	Thermometer-2" Dial, 9" Dual	52	9410233	1	Adapter-Hyd , ST, 16MB-16MJ
17	3330026	1	Cap-Filler, Hydraulic Tank	53	9410285	1	Elbow-Hyd, 90, 16FJX-16MJ
18	6000233	1	Gasket-2.18", Leather	54	S352702	1	Cooler-Oil, Standard (OPTIONAL)
19	6600223	1	Breather-Hydraulic Tank		6603944	1	Cooler-Oil, Heavy Duty (OPTIONAL)
20	6600647	1	Hose End-12 x 12MP, ST, LPSP	55	0128003	2	Bushing-Pipe, 1.00 x 0.75NPT
21	6600648	3	Hose End-12 x 12FJX	56	0141621	2	Elbow-Pipe, 90, ST, 0.75NPT
22	9402828	1	Elbow-Hyd, 45, 12MJ-12MP	57	6604143	1	Hose-0.50
23	6600663	2	Hose End-08 x 08MP, ST, LPSP	58	3390730	1	Guard
24	7230268	1	O-Ring, Cover Plate, A-Pad	59	6445090	1	Coupling
25	3381297	1	Bracket Asm-Tank, Fuel, Hyd, LH, 12"		PD11053	AR	Bolts
	3381561	1	Bracket Asm-Tank, Fuel, Hyd, LH, 14"	60	6602624	2	Flange Kit-Split, 1", Code 62
26	3381296	1	Bracket Asm-Tank, Fuel, Hyd, RH, 12"				
	3381560	1	Bracket Asm-Tank, Fuel, Hyd, RH, 14"				
27	6600646	2	Hose-Self Grip, 0.75 (Specify Length)				
28	6303119	1	Round-0.50 CR				
29	3321505	1	Support-Pump, 90 Series				
30	0120378	2	Nut-Hex, 0.50 NC				AR = As Required
31	0120384	2	Washer-Lock, 0.50				
32	3370558	1	Pump Stroker Cable Asm				
33	6603759	1	Pump-4.57, LH, EDC., A Pad, 5000PSI				
	6603758	1	Pump-4.57, RH, EDC., A Pad, 5000PSI				
	6603761	1	Pump-6.1, LH, Ele., A Pad				
	6603760	1	Pump-6.1, RH, Ele., A Pad				
	7010097	1	A Pad Asm-Complete				
	6602754	1	Pump-4.5, RH, EDC, A Pad, 4000PSI				
	6602755	1	Pump-4.5, LH, EDC, A Pad, 4000PSI				
	7010092	1	Seal Kit (All Pumps)				
	PD11584	1	Electronic Stroker (All Pumps)				
	7051172	1	Pilot Valve				
34	6602390	1	Pump-Aux, 0.68 CI, A Pad, Spline, LH				
	6602391	1	Pump-Aux, 0.68 CI, A Pad, Spline, RH				
	6603432	1	Aux Pump for VB, 1.40CI, A Pad, Spline, LH				
	6603436	1	Aux Pump for VB, 1.40CI, A Pad, Spline, RH				
	7420255	1	Seal Kit				

Planetary Gearbox - Asphalt Pump



REF	PART NO.	QTY	DESCRIPTION	REF	PART NO.	QTY	DESCRIPTION
1	7050310	1	Flange-SAE B	17	7050295	1	Planetary Gear Assembly
2	7050311	1	Adapter-13T Spline		7050760	1	Seal Kit (Includes Ref 3, 4, 5, 10, 12, 15, 18, 19, 25, 28)
3	7050312	1	Gasket-Input	18	7050284	1	Snap Ring-80mm
4	7050313	1	Snap Ring-50mm	19	7050285	1	Snap Ring-40mm
5	7050314	1	Lip Seal-60x85x10	20	7050282	1	Bearing
6	7050315	4	Bolt-Socket Hd,M12x30	21	7050280	1	Case-Output End
7	7050305	1	Flange-Input	22	7050289	1	Plug-Oil Level
8	7050306	6	Bolt-Socket Hd,M8x45	23	7050287	1	Plug-Vent
9	7050307	6	Washer	24	7050288	1	Plug-Magnetic
10	7050308	1	Washer	25	7050283	1	Seal-Oil
11	7050309	1	Plug	26	7050281	1	Shaft-Output
12	7050292	1	Snap Ring-60mm	27	7050286	1	Key-3/8x3/8x3
13	7050291	1	Bearing	28	7050290	1	Washer
14	7050301	1	Pinion				
15	7050293	2	O Ring				
16	7050299	1	Ring Gear				

Spray Bar Feed Lines



⚠ WARNING
 Do not handle Viton O Rings if they have been burned.
 Viton O-Rings are used in Suction Valves, Ball Joints and Spray Bar Swivels.

Specify Serial Number when ordering Feed Tube Assembly Item 12 & 13

See "Ball Joint Tightening and Locking" on next page

See "Ball Case Screw Tightening Procedure" on next page

SPRAY SYSTEM

REF	PART NO.	QTY	DESCRIPTION	REF	PART NO.	QTY	DESCRIPTION
1	0120382	26	LockWasher, 0.38	13	3353062	1	Feed Tube Asm-Right (Specify Serial Number-To be used with 3342053 Drop Tube -40" - 42" frame)
2	0426370	8	Screw-Sock, 0.38NC x 1.00, PD		3353608	1	Feed Tube Asm-Right (Specify Serial Number-To be used with 3311936 Drop Tube - 39" - 41" frame)
3	3352614	4	Ball Nut Gasket		3353797	1	Feed Tube Asm-Right,
4	3352610	4	Ball Case	14	0219307	2	Plug-Pipe, SqHd,1 50NPT, PN
5	6602670	4	O Ring		7050756	1	Repair Kit-Dist. Line, (4) Req'd per Unit (Includes Ref 3, 5, 8-11)
6	3361253	4	Ball				
7	3352611	4	Ball Nut				
8	6602235	4	Gasket, 2.75 x 3.13 x 3/32, Brass				
9	6000872	4	Hose Clamp				
10	3352859	4	Boot				
	7050807	4	Velcro-Boot				
11	6000088	4	Hose Clamp, 2.50-3.50				
12	3353061	1	Feed Tube Asm-Left (Specify Serial Number-To be used with 3342053 Drop Tube -40" - 42" frame)				
	3353607	1	Feed Tube Asm-Left (Specify Serial Number-To be used with 3311936 Drop Tube - 39" - 41" frame)				
	3353796	1	Feed Tube Asm-Left,				

Ball Joint Tightening and Locking

Clean oil from both the male and female threads.

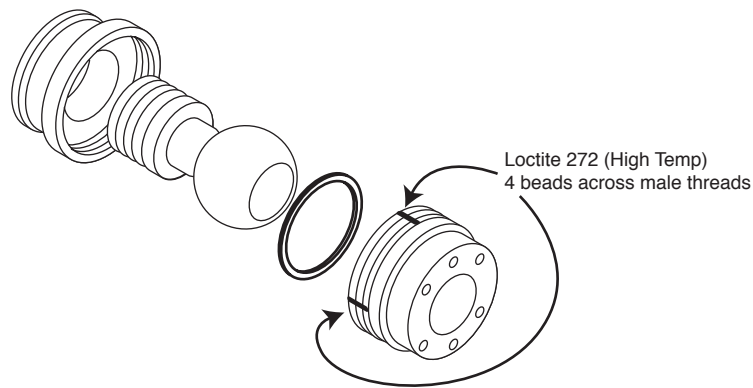
Prime both threads with Loctite Primer "N" (Etnyre # 6800030).

Allow to dry for three to five minutes.

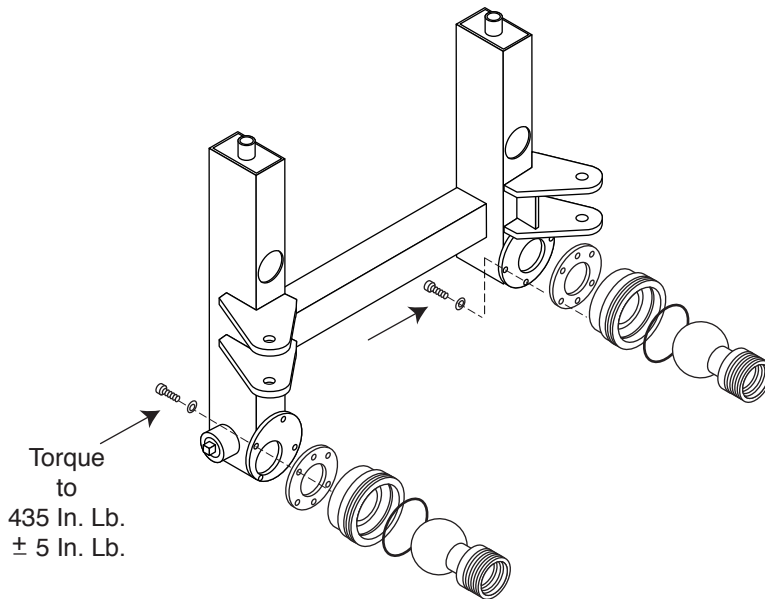
Apply four beads of Loctite "272" thread lock (Etnyre #6800047), about 1/8" wide, equally spaced, to the male threads as shown below.

Grease the ball liberally on the surface that contacts the case, o-ring and nut with chikshaw #11 high temperature grease. Tighten the nut until the o-ring is fully compressed and the free-play between the ball and the case is removed. The ball will be difficult to swivel in the case at this point. Back the nut off 1/4 turn to provide approximately .010" running clearance between metal plate.

Once the Loctite has cured, heating the joint will be required for disassembly.

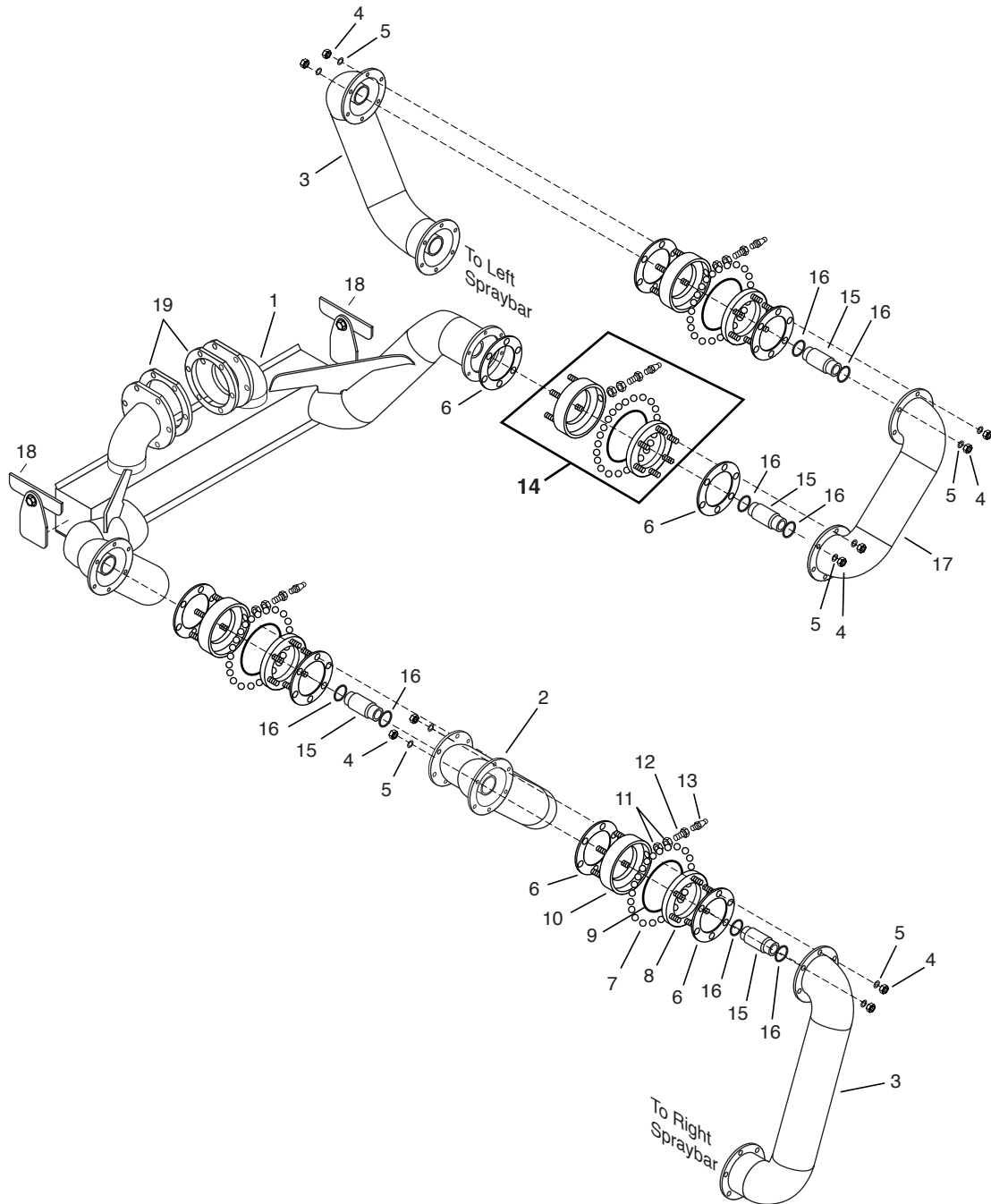


Ball Case Screw Tightening Procedure



NOTE: Torque All Ball Case Screws to 435 In. Lb. \pm 5 In. Lb.

Spray Bar Feed Lines - Variable Width Spray Bar

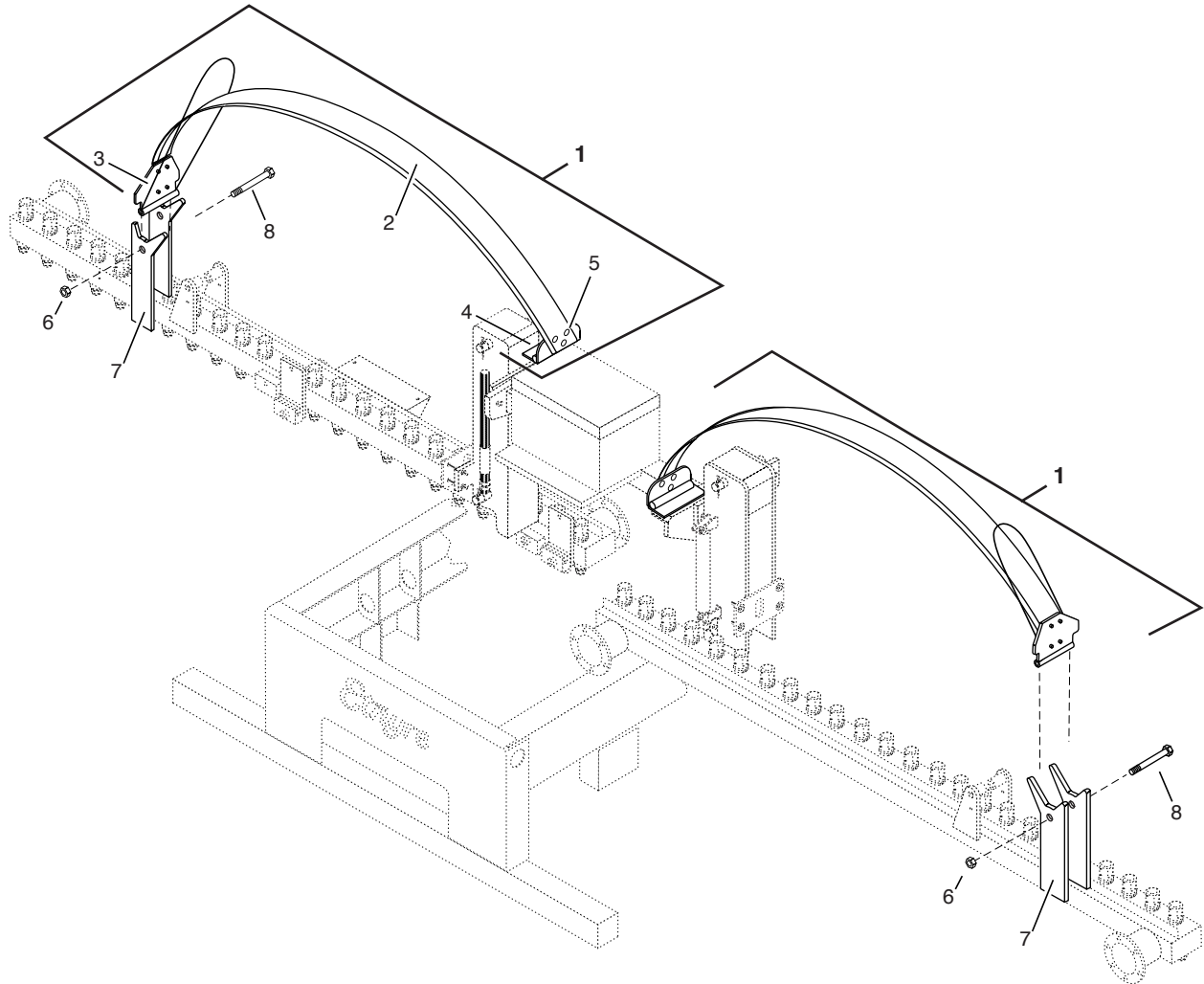


SPRAY SYSTEM

REF	PART NO.	QTY	DESCRIPTION	REF	PART NO.	QTY	DESCRIPTION
1	3353783	1	Tube Asm-Center Weldment Standard	11	0272123	2	Nut-Jam,0.44NF, PD
	3342251	1	Tube Asm-Center Weldment Heated	12	2740371	1	Grease Fitting
2	3342247	1	Tube Asm-Feed	13	9411027	1	Grease Zerk
3	3342092	2	Tube Asm-Feed	14	7230219	4	Swivel Asm
4	0120376	48	Nut-0.31NC, PD				(Includes Ref 7-13)
5	0120214	48	Lock Washer- 0.31, Spring, PD		7050801	1	Kit-Swivel Overhaul
6	3352615	8	Gasket	15	3353483	4	Tube-Swivel, Inner
7	6000290	47	0.38 Steel Balls	16	6603149	12	O-Ring-Viton, 1.762 ID x .139 Thk
8	3352605	1	Plate Asm Outlet-3.5 Swivel	17	3342095	1	Tube Asm
9	6602669	1	O Ring,5.5 OD x 0.25	18	3353718	2	Manifold Support
10	3352607	1	Plate Asm-Inlet,3.5 Swivel	19	3340515	2	Gasket-Flange

Specify Unit Serial No., Part No., & Part Description

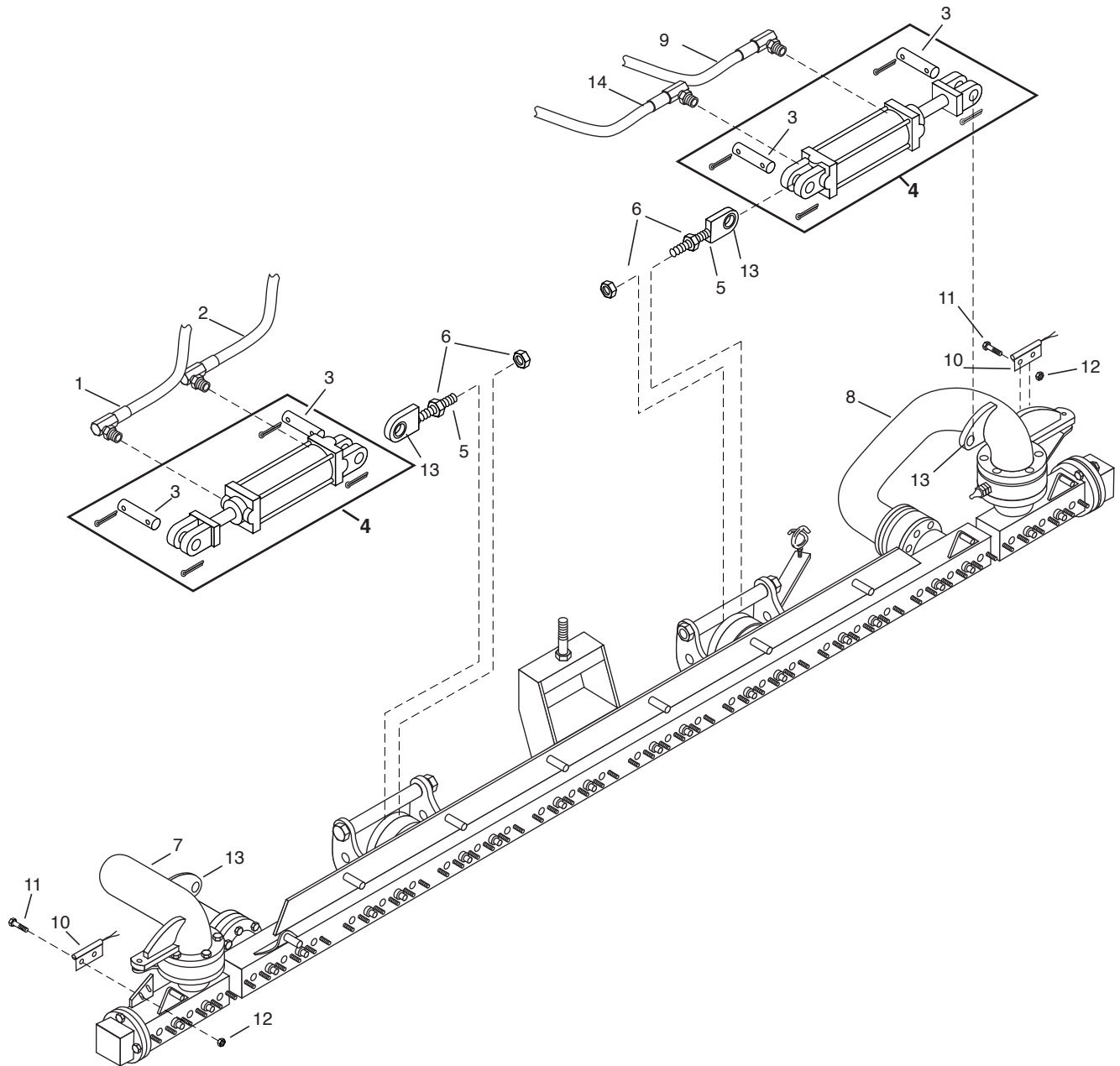
Hose Guides - Variable Width Spray Bar



SPRAY SYSTEM

REF	PART NO.	QTY	DESCRIPTION	REF	PART NO.	QTY	DESCRIPTION
1	3353779	2	Hose Guide Asm <i>(Includes Ref 2-5, does not include 8)</i>				
2	3353775	2	Channel-Hose Guide, Poly				
3	3353778	2	Hinge Asm-Hose Guide				
4	3353784	2	Hinge Asm-Hose Guide				
5	4421181	14	Rivet-Pop, 0.187" x 0.687", 0.625"HD				
6	9411727	2	Nut-Hex, Lock, 0.50"NC. EA. PD				
7	3353773	4	Travel Limiter-Hinge				
8	6100443	2	Screw-Hex, 0.50NC x 6.5, GR8, PD				

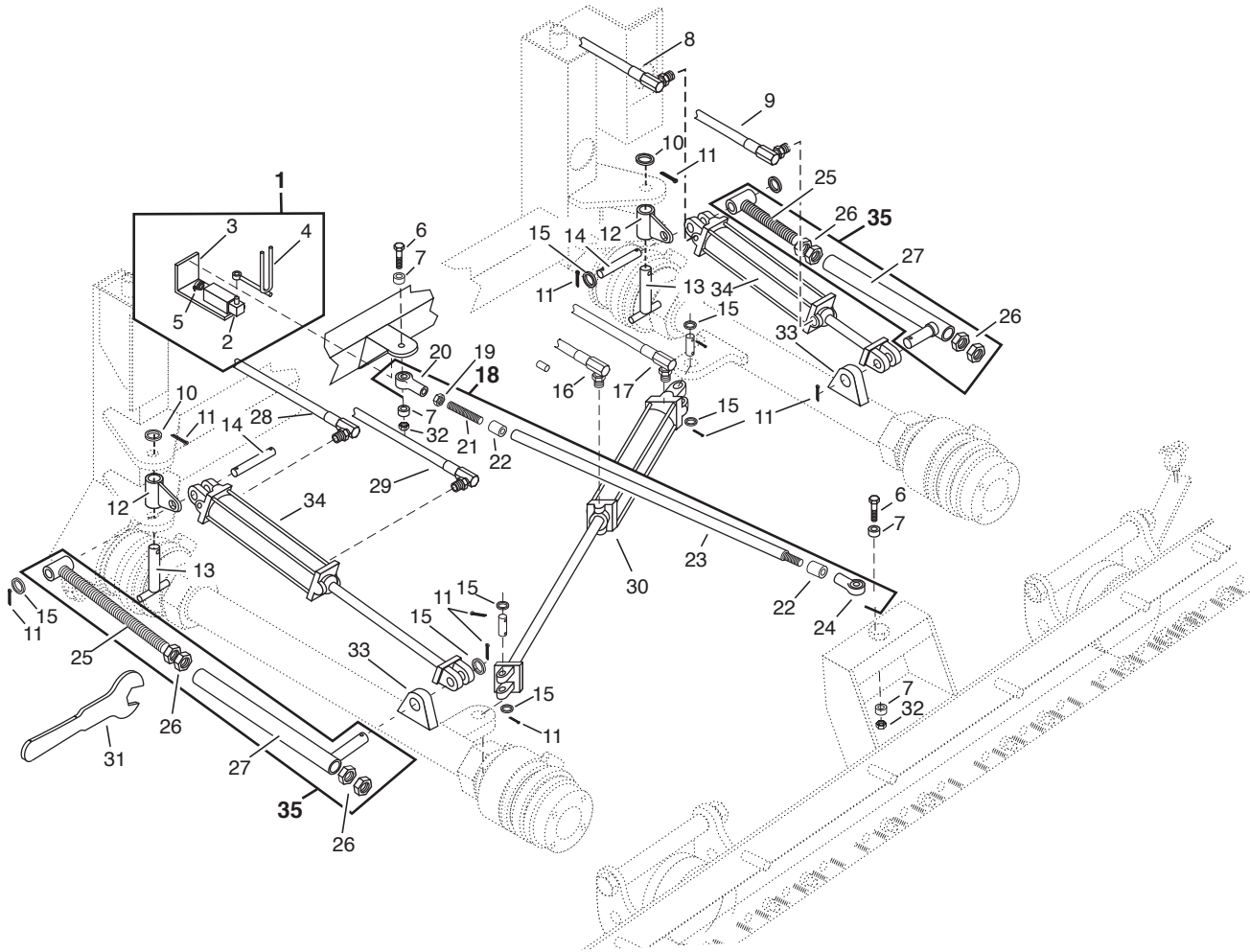
Spray Bar Wing Raise



SPRAY SYSTEM

REF	PART NO.	QTY	DESCRIPTION	REF	PART NO.	QTY	DESCRIPTION
1	3361094	1	Hose Asm-04x174, 06MPX90-04FJX	6	0426899	4	Nut-Hex, 1" JAM
2	3361092	1	Hose Asm-04x180, 06MPX90-04FJX	7	3353123	1	Hinge Asm-LH, Square Bar
3	7230331	4	Pin		3353472	1	Hinge Asm-LH, 5 x 3 Bar
4	6602230	2	Cylinder-Hyd, 2.0 x 10.0 <i>(Includes Ref 3)</i>	8	3353124	1	Hinge Asm-RH Square Bar
			Serial Number S4604 and below		3353541	1	Hinge Asm-RH 5 x 3 Bar
	6603665	2	Cylinder-Hyd, 2.0 x 8.0 <i>(Includes Ref 3)</i>	9	3361095	1	Hose Asm-04x166, 06MPX90-04FJX
			Serial Number S4605 and above	10	6702533	2	Switch Asm-Mercury
	7420230	1	Kit-Repair. Cyl 2"	11	0436732	4	Screw-#10NC x 1/2
5	3352591	2	Rod End Asm-Cyl Mount	12	0120631	4	Nut-Hex, #10NC,PD
				13	6420194	4	Bushing-DU. 1 x 1.2 x 1 Lg.
				14	3361093	1	Hose Asm-04x160, 06MPX90-04FJX

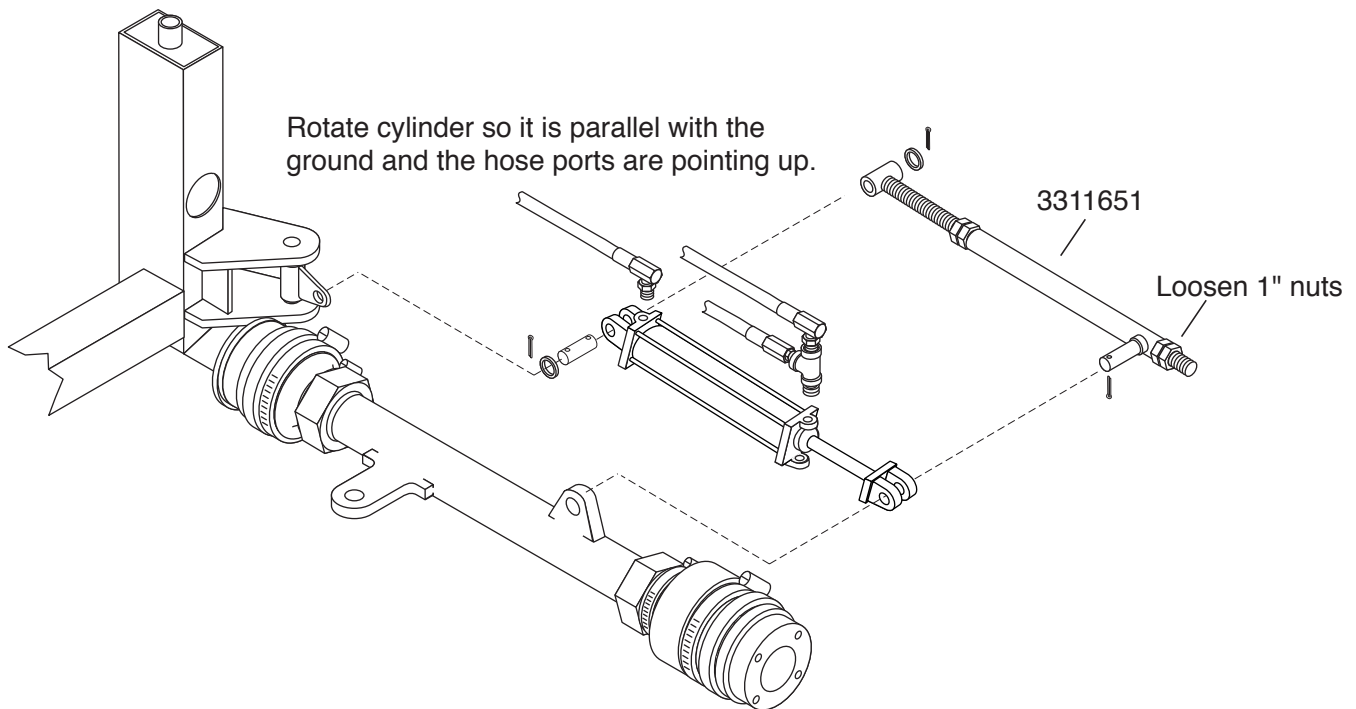
Standard Spray Bar-Raise and Shift



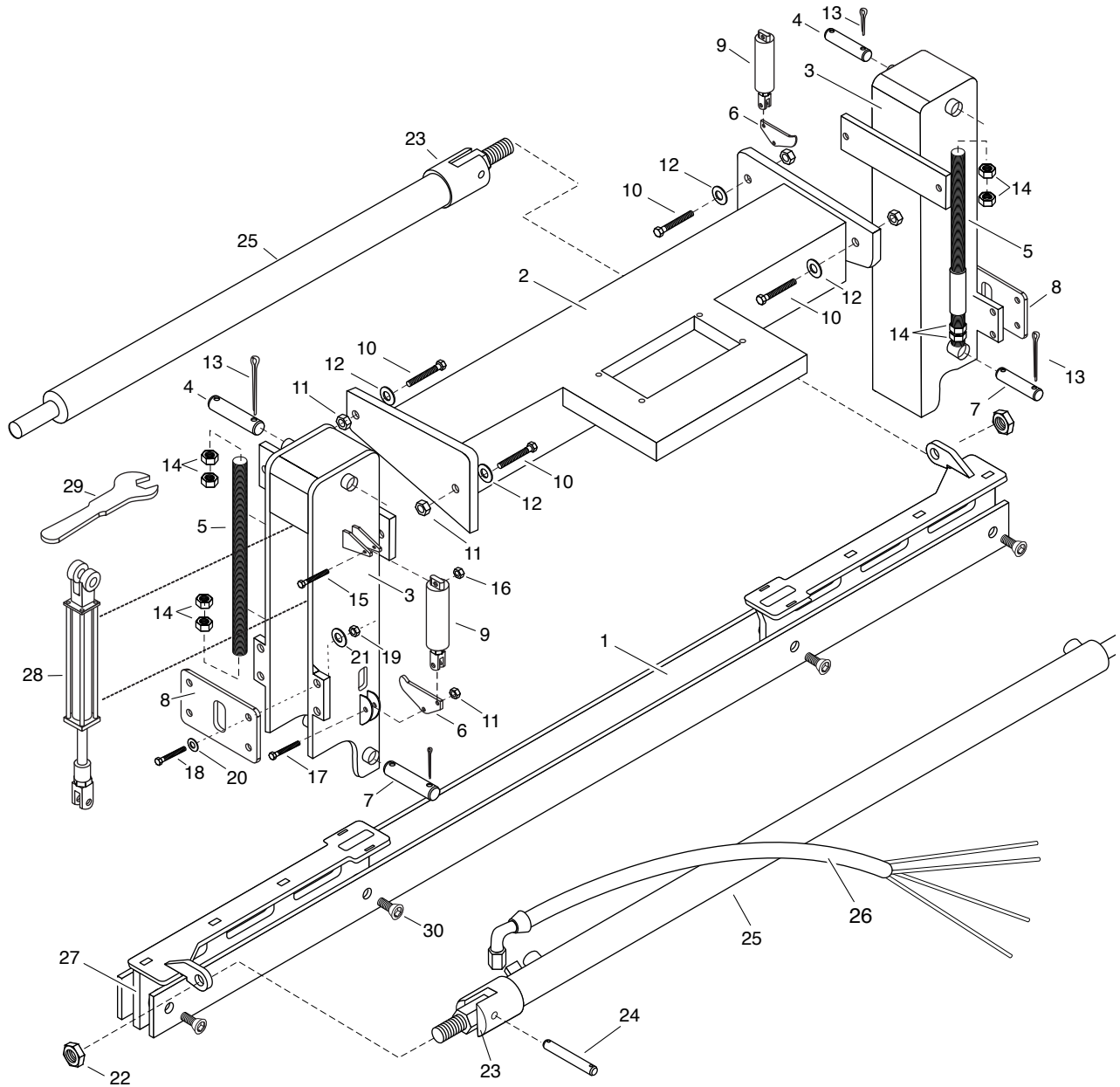
REF	PART NO.	QTY	DESCRIPTION	REF	PART NO.	QTY	DESCRIPTION
1	3370454	1	Bar Center Switch Asm <i>(Includes Ref 2-5)</i>	22	3352666	2	Bushing-Stabilize Rod
2	6701868	1	Switch-Lever, Spring Ret, DPST	23	3352665	1	Pipe-Stabilize Bar
3	3361380	1	Bracket	24	6100692	1	Rod End-Left Hand, 5/8NF Thread
4	3361379	1	Actuator Rod Assy	25	3311655	2	Screw Asm
5	6700015	1	Connector-Romex, 3/8	26	0220088	8	Nut-1.00NC
6	6001087	2	Screw-0.62NC x 3.00 Lg., GR8	27	3311656	2	Lug Asm
7	3341411	4	Spacer	28	3361097	1	Hose Asm-04 x 149, 06MPX90-04FJX
8	3361671	1	Hose Asm-04 x 132, 06MPX90-04FJX	29	3361096	1	Hose Asm-04 x 126, 06MPX90-4FJX
9	3361672	1	Hose Asm-04 x 155, 06MPX90-04FJX	30	6602230	1	Hyd Cylinder, 2 x 10, S4604 and below
10	6100015	2	Brass Washer, 0.19, 1.50 x 0.89	6603665	1	Hyd Cylinder, 2 x 8, S4605 and above	
11	0103409	12	Cotter Pin, 0.19 x 1.50	7420230	1	Repair Kit	
12	3352660	2	Lug Asm	6001007	1	Hair Pin	
13	3353266	2	Pin Asm	7230331	1	Clevis Pin	
14	3311654	2	Pin	31	3380442	1	Wrench-Open End, 1.5" for Ref 26 Nut
15	3311425	10	Washer,-1.00, 1.50 OD	32	9413948	2	Lock Nut-0.62NC
16	3361099	1	Hose Asm-04 x 146, 06MPX90-04FJX	33	6420194	2	Bushing-DU, 1.00 x 1.12 x 1.00 Lg.
17	3361098	1	Hose Asm-04 x 136, 06MPX90-04FJX	34	6601774	2	Hyd Cylinder, 2.00 x 5.00
18	3352668	1	Rod Asm <i>(Includes Ref 19-24)</i>	7420230	1	Repair Kit	
19	0121358	1	Nut-0.62NF	6001007	1	Hair Pin	
20	6100325	2	Rod End-Female, 0.62NF	7230331	1	Clevis Pin	
21	3352667	1	Rod-Threaded, 5/8NF	35	3311651	2	Lug & Screw Asm <i>(Includes Ref 25-27)</i>
				7215275	1	Kit-Rep., Height Adj. Screw (1 Per)	

Bleeding Heavy Duty Spraybar Lift Cylinders

1. Make sure the spray bar is securely held in place with both of the bar latches.
2. Loosen the 1" nuts on the lower end of the Lug & Screw Asm (3311651) to relieve tension.
3. Remove the Lug & Screw Asm.
4. Remove the hydraulic cylinder, keeping the hoses attached.
5. Repeat steps 2 thru 4 for the other side.
6. Rotate both the right and left hydraulic cylinders so that they are sitting parallel with the ground and the hose ports are pointing straight up. The hoses will be the highest point on the cylinders.
7. With the truck engine running, use the rear control box to operate the bar lift switch. Hold the bar lift switch in the up position for one full minute, then hold the bar lift switch in the down position for one full minute. Repeat the process of cycling the cylinders for a total of three full times. This will force any air that is trapped inside the cylinders out through the manifold and into the hydraulic tank.
8. Replace both cylinders and Lug & Screw Asm.

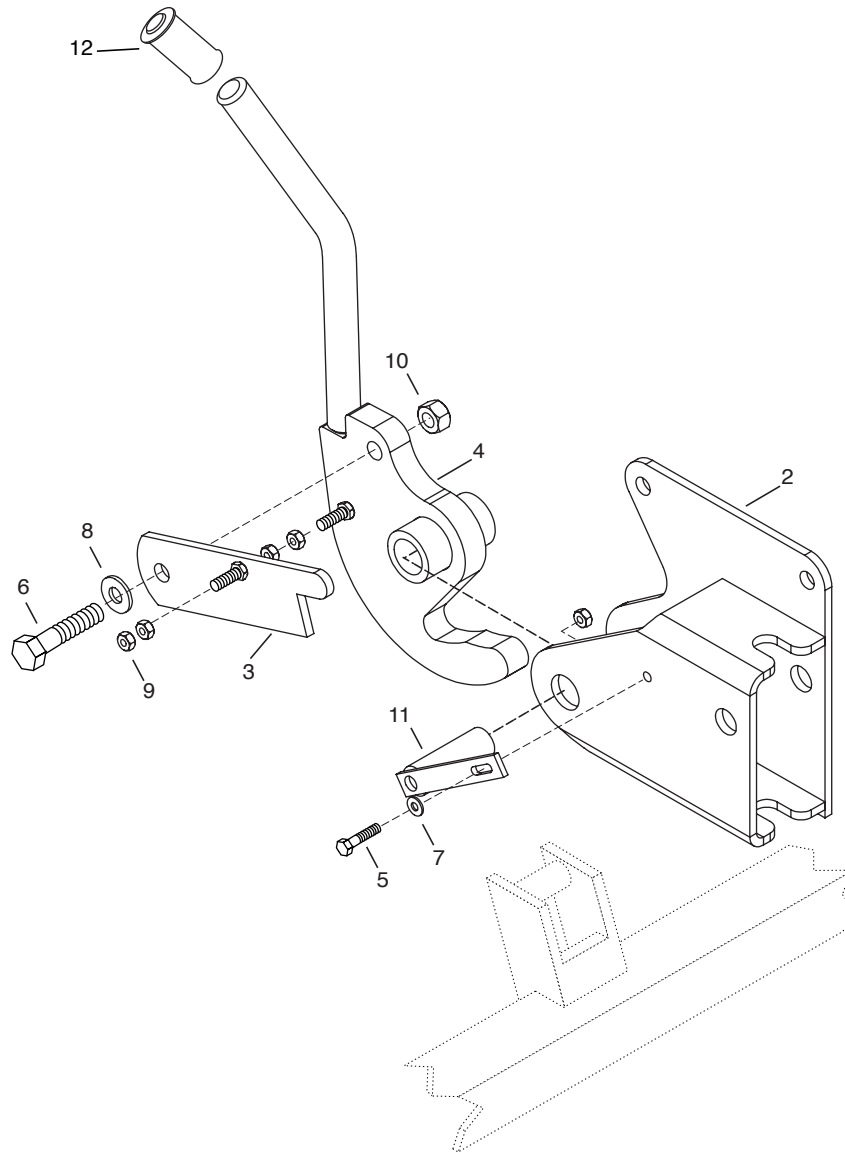


Variable Width Spray Bar-Shift and Lift



REF	PART NO.	QTY	DESCRIPTION	REF	PART NO.	QTY	DESCRIPTION
1	3354486	1	Carrier-Spraybar, Asm	17	0180177	2	Capscrew-0.5"UNC x 1.5" Long Gr5
2	3354609	1	Base Asm- Hyd Manifold	18	0180122	8	Capscrew-0.375"UNC x 1.0" Long, Gr5
3	3354618	2	Channel-Outer Asm, Lift	19	0120377	8	Nut-Hex, 0.375"NC
4	3354500	2	Pin-Height Adjuster, VW	20	0120388	8	Washer-Flat, SAE Std, 0.375"
5	3354501	2	Rod Adjust-Weld	21	0120382	8	Washer-Lock, Spring, 0.38"
6	3354502	2	Latching Plate	22	0426899	4	Nut-Hex, 1.0" Jam
7	3354503	2	Pin-Height Adjuster, VW	23	3353757	2	Clevis Asm-Shift
8	3354504	2	Channel Tie Cap	24	3353325	2	Pin-Shift
9	6604386	2	Air Cylinder-1.5" x 0.5"	25	6603978	2	Cylinder-Hyd, Smart, 2" x 48"
10	0180175	4	Capscrew-0.5"UNC x 1.25" long, Gr5	7050853	2	Kit-Smart Cylinder, Entire Seal	
11	9411727	6	Nut-Hex, Lock, 0.5"NC, PD	26	67 03964	2	Harness-M12, 90 Degree, Smart Cyl
12	0120390	4	Washer-Flat, SAE Std, 0.5"	27	3353430	1	Plate-Carrier, Center
13	0103411	8	Pin-Cotter, 0.1875" x 2.0"	28	3353733	2	Cylinder Asm
14	0220088	8	Nut-Hex, 1.0"NC	29	3380442	1	Wrench-Open End, 1.5" for Ref 14 Nut
15	0180126	2	Capscrew-0.375"UNC x 1.5" Long, Gr5	30	6001641	4	Screw-Sock, Flat, 0.5"UNC x 1.25"
16	0274993	2	Nut-Hex, Lock, 0.375"NC, PD				

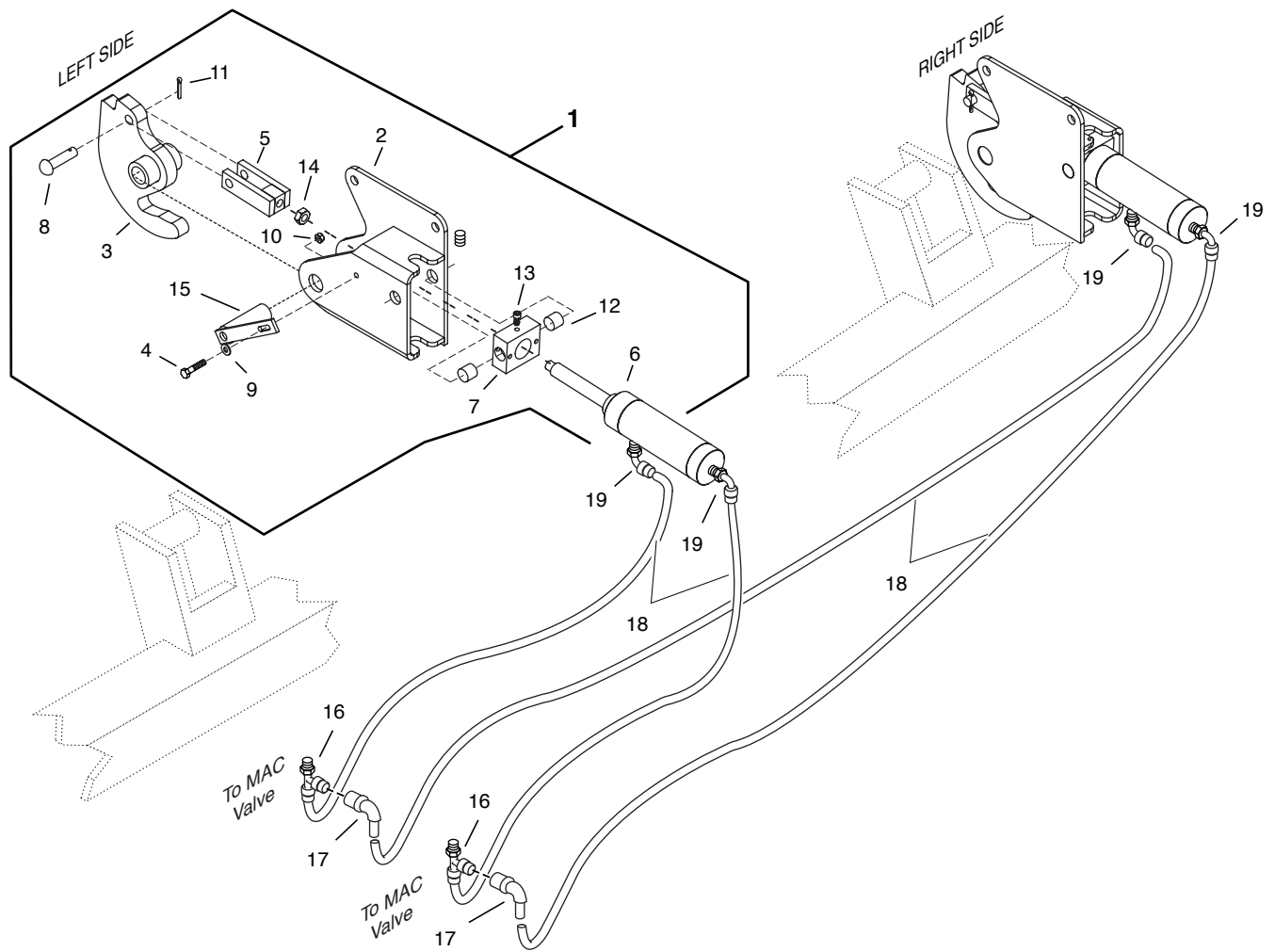
Bar Latch - Manual



SPRAY SYSTEM

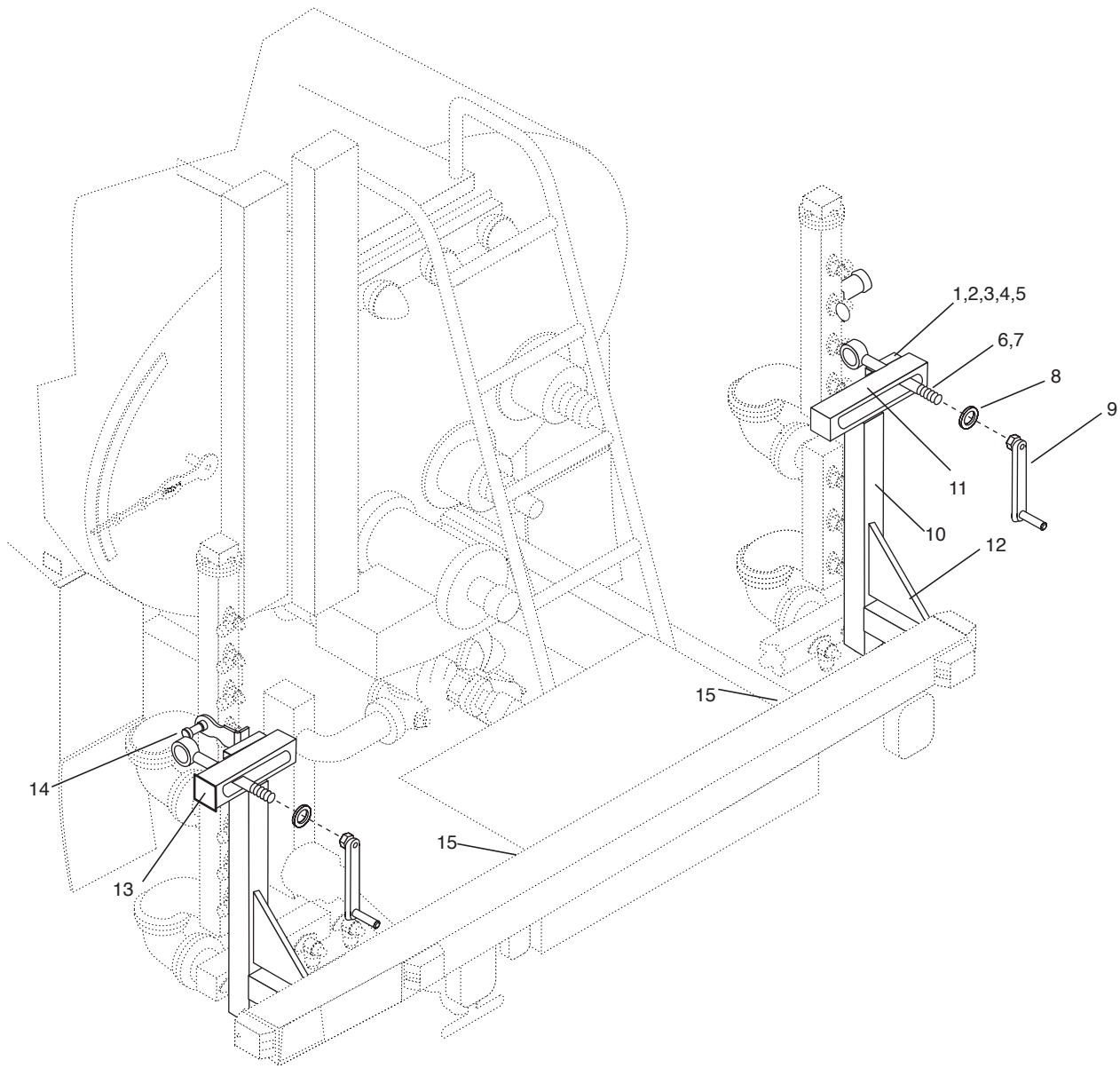
REF	PART NO.	QTY	DESCRIPTION	REF	PART NO.	QTY	DESCRIPTION
1	3382345	1	Latch Asm, Bolt On, LH <i>(Includes Ref 2-11)</i>	10	9411727	1	Nut-Hex, Lock, 0.50"NC, PD
	3382346	1	Latch Asm, Bolt On, RH	11	3380633	1	Pin-Lock Asm, Spraybar
2	3382512	1	Latch-Bar, Bolt On, LH		3380632	1	Arm-Lock Asm, Spraybar
	3382511	1	Latch-Bar, Bolt On, RH	12	4420933	1	Handgrip (Optional)
3	3380714	1	Bar-Lock Asm, LH, Spraybar				
	3380715	1	Bar-Lock Asm, RH, Spraybar				
4	3380716	1	Latch Cam Asm, LH, Spraybar				
	3380717	1	Latch Cam Asm, RH, Spraybar				
5	0180020	1	Screw-Hex, 0.25"UNC x 0.75", Gr2, PD				
6	0120333	1	Screw-Hex, 0.50"UNC x 1.75", Gr2, PD				
7	0120386	1	Washer-Flat, SAE STD, 0.25"				
8	0120396	1	Washer-Flat, SAE STD, 0.50"				
9	9413946	5	Nut-Hex, Lock, 0.25"NC, PD				

Bar Latch - Air Operated



REF	PART NO.	QTY	DESCRIPTION	REF	PART NO.	QTY	DESCRIPTION
1	3382187	1	Air Latch Asm-LH (Includes Ref 2-15)	15	3382513	1	Pin Arm-Bar Latch
	3382189	1	Air Latch Asm-RH (Includes Ref 2-15)	16	6604744	2	Adapter-Air, Tee, 04T-04MPX-04T, PD
2	3382512	1	Latch-Bar, Bolt On, LH	17	6603833	2	Elbow-90, 04T-04T, Plug In
	3382511	1	Latch-Bar, Bolt On, RH	18	Q444884	AR	Push On Hose, 0.25"
3	3380689	1	Latch Cam Asm	19	6604742	2	Adapter-Air, 90, 04Tube x 04MPX, PD
4	0121887	1	Screw-Hex, 0.25"NC x 0.75", Gr2, PD				AR = As Required
5	3360805	1	Clevis-0.50NF w/ 0.50 Hole, 0.75 W				
6	6602052	1	Cylinder-Air, 2.0" x 4.0", Standard				
7	3380625	1	Block-Lock Asm				
8	6000403	1	Rivet-RdHd, 0.50" x 2.0", Drilled				
9	0120386	1	Washer-Flat, 0.25A (0.31" x 0.73"), PD				
10	9413946	1	Nut-Hex, Lock, 0.25"NC, EA, PD				
11	0137185	1	Pin-Cotter, 0.12" x 1.0", PD				
12	3380626	2	Rod-Lock				
13	0120680	1	Screw-Sock, 0.25"NC x 0.50", CUP, PN				
14	0124934	1	Nut-Hex, Jam, 0.50"NF, PD				

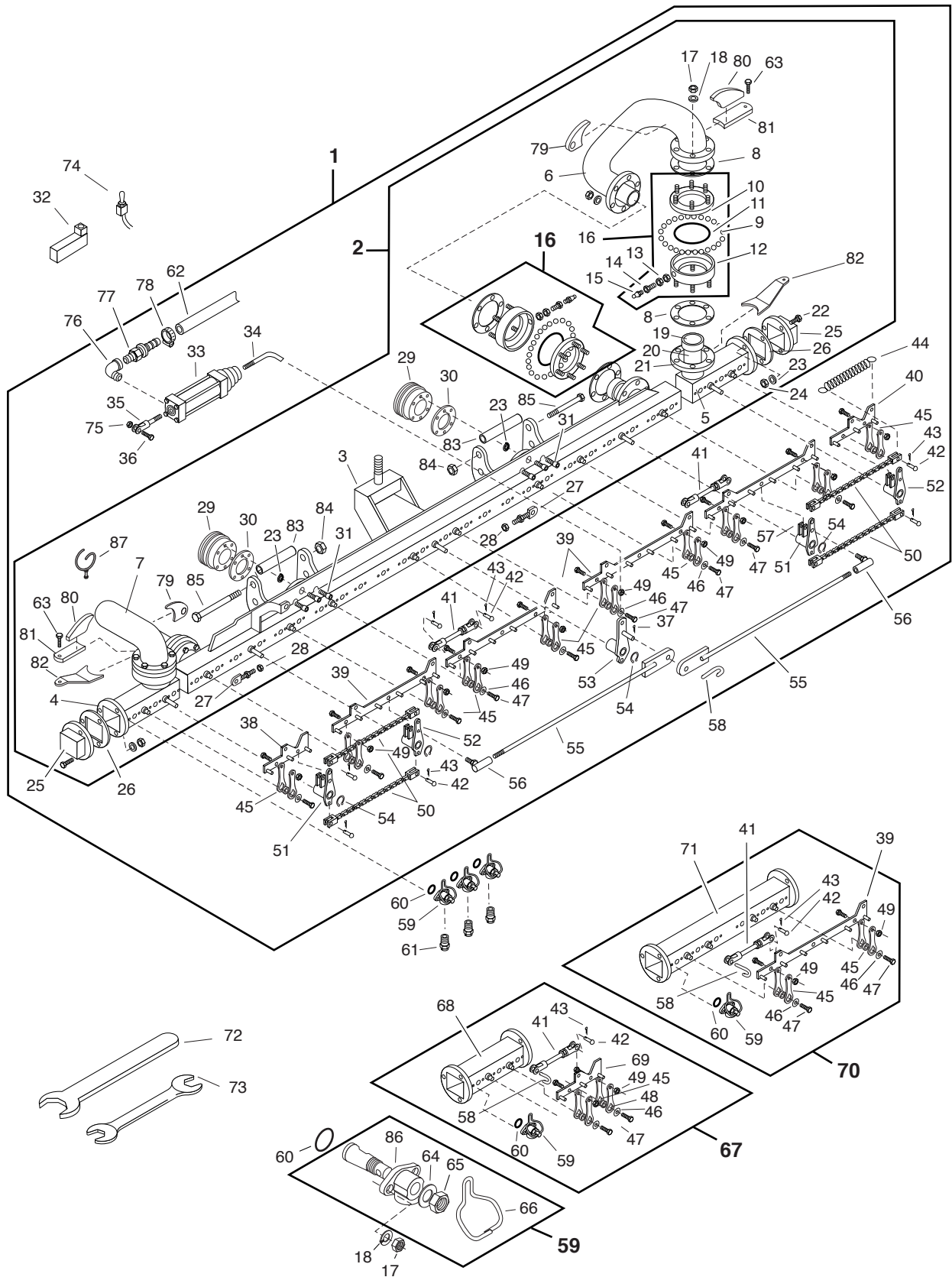
Wing Bar Latch



SPRAY SYSTEM

REF	PART NO.	QTY	DESCRIPTION	REF	PART NO.	QTY	DESCRIPTION
1	S3772AP	2	Outer Rubber Pad, 3/4 x 3 x 4	11	3312251	2	Tube Asm-Top Horizontal
2	S3772AQ	2	Inner Rubber Pad	12	3321007	2	Gusset-Mtg. Chan
3	S239401	4	Screw, Hex 5/16 x 1-1/4	13	6001316	4	Plug, 3 x 3 Tubing
4	0446363	4	Washer, Flat 5/16	14	3354143	2	Pin Asm-Wing Latch
5	9411638	4	Nut, Hex Lock 5/16	15	3312329	2	Gussets-Economy Bumper (Not Shown)
6	S3501AM	2	Eye Bolt				
7	0131002	2	Washer, Flat 1.00				
8	S3501AR	2	Thrust Washer				
9	S3501AN	2	Handle Assembly				
10	3312181	2	Tube, Upright, 3" x 3" x 16.5" 11GA				

Spray Bar Assembly - Gang On / Off Spray Control



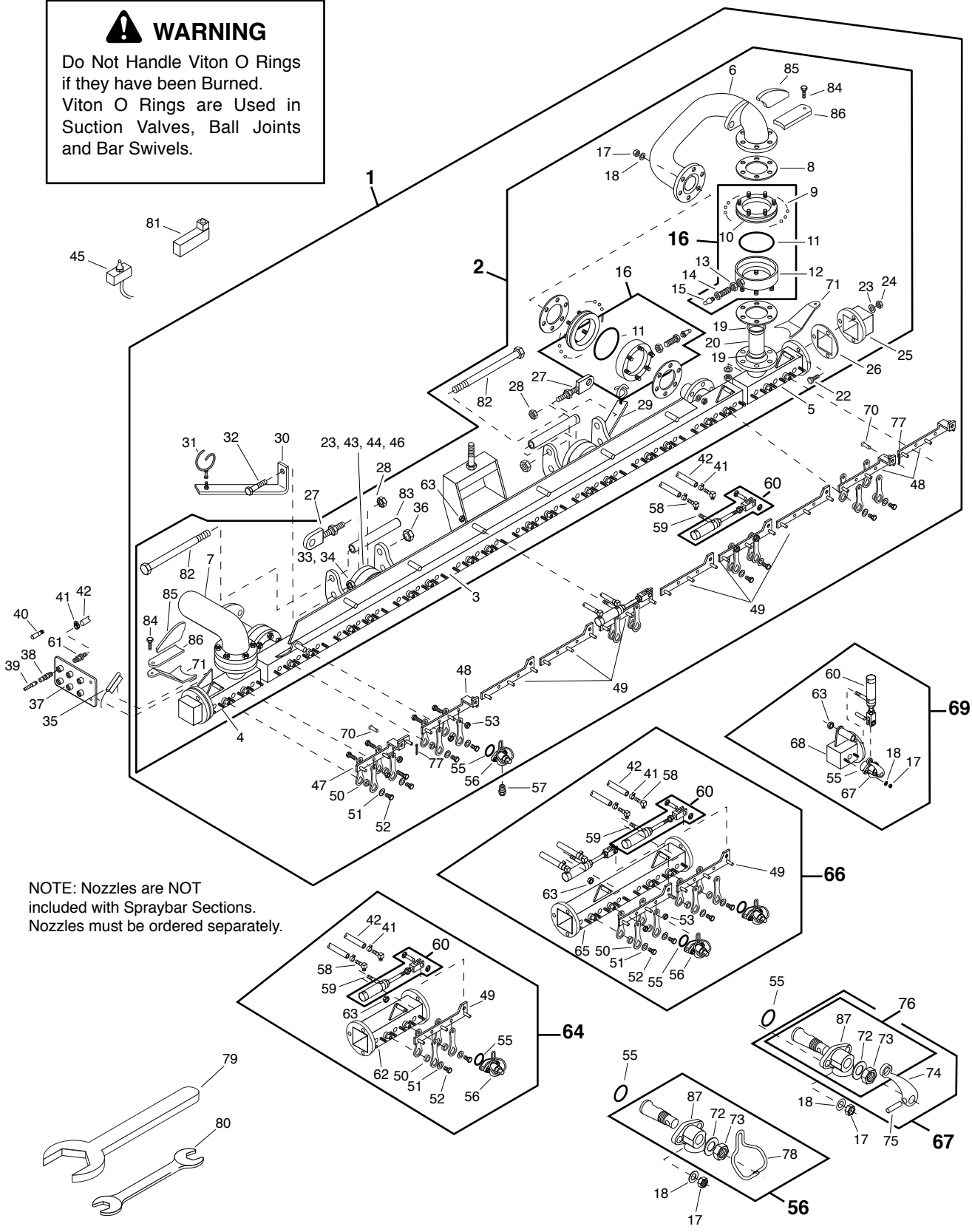
Spray Bar Assembly Gang On/Off Spray Control

REF	PART NO.	QTY	DESCRIPTION	REF	PART NO.	QTY	DESCRIPTION
1	3353206	1	Spraybar Asm - 10' <i>(Includes Assemblies 2 & 16, & Ref 33-58, 62, 75-78)</i>	46	0120388	10	Flat Washer, 0.38
2	3353204	1	Weld Asm - 10' <i>(Includes Assembly 16, & Ref 3-8, 17-31, 79-86. Does not include Ref 87)</i>	47	0121852	10	Screw, 0.38NC x 0.50 GR2, PD
3	3353205	1	Tube Asm - 8'	48	0133046	10	Machine Screw, 0.25 x 0.88, PD
4	3353218	1	Stub Wing Asm - 1', LH	49	9410346	10	Lock Nut, 0.25NC, EA, PD
5	3353219	1	Stub Wing Asm - 1', RH	50	3352476	4	Chain Asm
6	3353124	1	Hinge Asm, RH	51	3352812	2	Toggle Asm, RT
7	3353123	1	Hinge Asm, LH	52	3352811	2	Toggle Asm, LT
8	3352615	8	Gasket	53	3352844	1	Toggle Asm
9	6000290	47*	Steel Balls	54	6000571	5	Retaining Ring
10	3352605	1*	Plate Asm, Outlet	55	3352858	2	Rod Asm
11	6602669	1*	O Ring, 5.5 OD x 0.25	56	6100126	2	Balljoint, 0.44 NC
12	3352607	1*	Plate Asm, Inlet	57	9413947	2	Lock Nut, 0.44 NC, EA, PD
13	0272123	1*	Nut-Jam, 0.44NF, PD	58	3350708	1	Pull Pin
14	2740371	1*	Grease Fitting	59	3352743	30	Flip Valve Asm <i>(Includes Ref 64-66, 86)</i>
15	9411027	1*	Grease Zerk	60	6602895	30	O-Ring
16	7230219	4	Swivel Asm <i>(Includes Ref 10-15)</i>	61		AR	Nozzle-See Spray Bar Nozzle Chart (p56) for Part No.
	7050801	1	Overhaul Kit	62	6600324	AR	Hose-0.38 Per Ft
17	0120376	108	Nut, 0.31NC, PD	63	0121913	2	Screw-Hex, 0.25NC x 1.25, GR2, PD
18	0120214	108	Lock Washer, 0.31, Spring, PD	64	3351620	1	Washer
19	3352245	1	Part of Item 4 & 5	65	6100246	1	Nut-Jam, Lock , 0.50NF
20	3352595	1	Part of Item 4 & 5	66	3352483	1	Flip Lever
21	3352810	1	Part of Item 4 & 5	67	7230224	1	Bar Extension - 1' <i>(Includes Ref 41-43,45-49, 58-60, 68, 69)</i>
22	0180124	6	Screw, 0.38NC x 1.25, GR2, PD	68	3352728	1	Tube Asm -1'
23	0120382	14	Lock Washer. 0.38, Spring, PD	69	3352751	1	Control Bar Asm - 1'
24	0120377	6	Nut, 0.38NC, PD	70	7230225	1	Bar Extension - 2' <i>(Includes Ref 39, 41-43, 45-49, 58 60, 71)</i>
25	3352624	2	End Cap Asm	71	3352741	1	Tube Asm-2'
26	3352592	2	Gasket	72	3380079	1	Union Wrench - 2"
27	3352591	2	Rod End Asm	73	6000376	1	#5 Armstrong Wrench
28	0220088	4	Nut-1"	74	6703410	1	Toggle Switch-SPST, 2 Pos, Maint
29	3352610	2	Ball Case	75	9413947	1	Lock Nut, 0.44NC, EA, PD
30	3352614	2	Gasket	76	0105423	2	Elbow-Pipe, 90, ST, 0.25NPT
31	0426370	12	Allen Head Bolt, 0.38NC x 1.00	77	6600305	2	Hose End-06 x 04MP, ST, LPSP
32	6604037	AR	Air Valve, 2 Pos, 4 Way, 12 VDC	78	6000087	2	Hose Clamp-0.56 to 1.06
	6604038	AR	Coil	79	3352387	2	Lug Asm-Spraybar Wing Raise
	7420231	AR	Gasket	80	3352756	2	Gusset-Breakaway Arm, Spraybar
	7215169	AR	Repair Kit	81	3352685	2	Bracket-Relieving Device, Spraybar
33	3360795	1	Cylinder Asm	82	3352260	2	Brace-Relieving Device, Spraybar
	7420220	1	Repair Kit	83	3353132	2	Tube-Bar Latch
34	3320411	1	Connecting Link	84	6100610	2	Nut-Hex, Lock 1/2NC
35	6600296	1	Yoke	85	9411727	2	Cap Screw-1/2UNC x 10.75, GR5
36	0180151	1	Screw-Hex, 0.44NC x 1.75, GR5, PD	86	*****	1	Body - Part of Ref 59, Not Sold Separately
37	0137185	1	Cotter Pin. 0.12 x 1.00, PD	87	3380721	AR	Ring Asm-Hose Retainer, 2.25"
38	3352758	1	Control Bar Asm - 1' Section		3380529	AR	Ring Asm-Hose Retainer, 3.25"
39	3352750	4	Control Bar Asm - Center				AR = As Required
40	3352799	1	Control Bar Asm - 1' Section				* Quantity Per Swivel
41	3350567	2	Adjusting Link Asm				NOTE: Spray Nozzles are NOT included with spray bar sections. Nozzles must be ordered separately
42	6000397	16	Rivet-Rd Hd, 0.25 x 0.88, Drilled				
43	0103374	16	Cotter Pin, 0.09 x 1.00, PD				
44	6001146	1	Extension Spring, 0.75 OD x 4.00				
45	2650637	20	Lever-Guide, Spraybar				
	2650636	10	Spacer-Guide Lever				

SPRAY SYSTEM

Spray Bar Assembly - Spray Controlled in 1' Increments - Frame Mounted Air Valves

⚠ WARNING
Do Not Handle Viton O Rings if they have been Burned.
Viton O Rings are Used in Suction Valves, Ball Joints and Bar Swivels.



NOTE: Nozzles are NOT included with Spraybar Sections. Nozzles must be ordered separately.

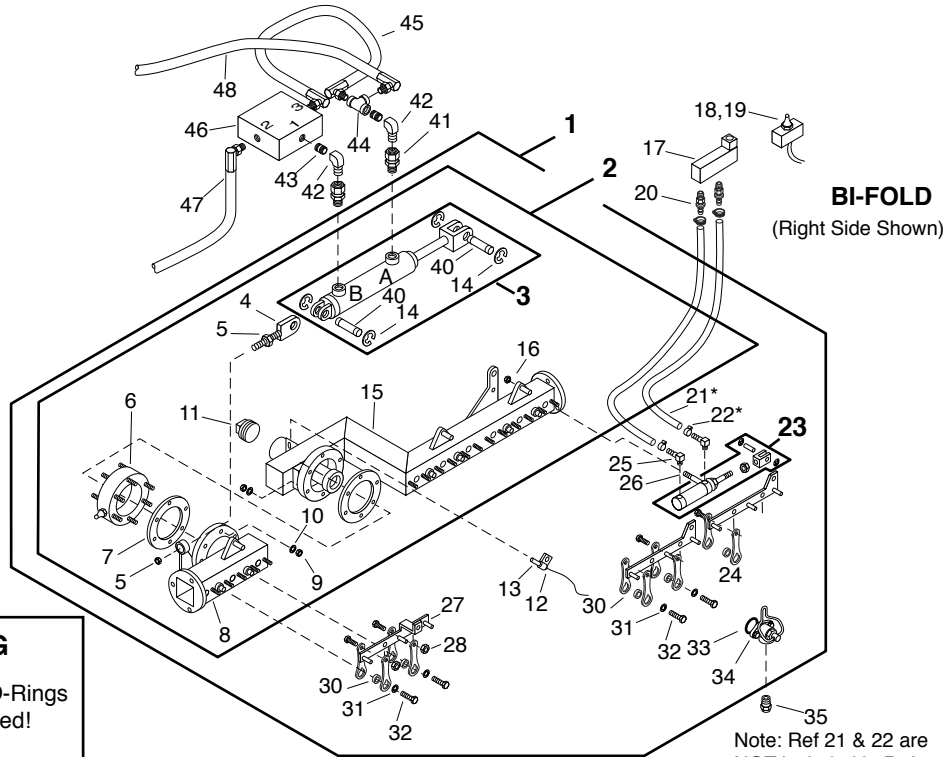
Spray Bar Assembly

Spray Controlled in 1' increments - Frame Mounted Air Valves

REF	PART NO.	QTY	DESCRIPTION	REF	PART NO.	QTY	DESCRIPTION
1	3353129	1	Spraybar 10' Asm, 1' Increments <i>(Includes Assemblies 2 & 16, & Ref 30-32, 41, 42, 47-56, 58-60, 70, 77)</i>	52	0121852	20	Screw, 0.38NC x 0.50, GR2, PD
2	3353335	1	Spraybar 10' Weldment <i>(Includes Assembly 16, & Ref 3-8, 17-20, 22-29, 33, 34, 36, 43, 44, 46, 63, 82-84)</i>	53	9413946	18	Lock Nut, 0.25NC, EA, PD
3	3353130	1	Center 8' Weldment	54	0133046	18	Machine Screw, 0.25 x 0.88, PD
4	3353136	1	LH - 1' Stub Wing Asm	55	6602895	30	O-Ring
5	3353134	1	RH - 1' Stub Wing Asm	56	3352743	30	Flip Valve Asm <i>(Includes Ref 72, 73, 78, 87)</i>
6	3353124	1	RH Hinge Asm	57		AR	Nozzle-See Spray Bar Nozzle Chart (p56) for Part No.
7	3353123	1	LH Hinge Asm	58	6602242	20	Hose End, 0.19 Hose x 0.12MPT, 90
8	3352615	8	Gasket	59	6100280	10	Eye Bolt, 0.31 x 2.5, PN
9	6000290	47	0.38 Steel Balls	60	6601768	10	Air Cylinder, 1.06 x 2.00
10	3352605	1	Plate Asm Outlet, 3.5 Swivel		6602339	1	Rod Clevis
11	6602669	1	O Ring, 5.5 OD x 0.25	61	6602241	20	Hose End, 0.19 Hose x 0.12MPT, ST
12	3352607	1	Plate Asm, Inlet, 3.5 Swivel	62	3352693	1	Bar Asm - 1' Extension
13	0272123	1	Nut-Jam, 0.44NF, PD	63	9411638	10	Locknut, 0.31NC, EA, PD
14	2740371	1	Grease Fitting	64	7230378	AR	Spraybar Ext. 1', W/Air Vlvs 6604037 <i>(Includes Ref 41, 42, 49-56, 58-60, 62, 63)</i>
15	9411027	1	Grease Zerk		7230231	AR	Spraybar Ext. 1', W/O Vlvs <i>(Includes Ref 41, 42, 49-56, 58-60, 62, 63)</i>
16	7230219	4	Swivel Asm <i>(Includes Ref 9-15)</i>	65	3352697	1	Bar Asm - 2' Extension
17	7050801	1	Overhaul Kit	66	7230379	AR	Spraybar Ext. 2', W/Air Vlvs 6604037 <i>(Includes Ref 41, 42, 49-56, 58-60, 63, 65)</i>
18	0120376	108	Nut, 0.31NC, PD		7230230	AR	Spraybar Ext. 2', W/O Vlvs <i>(Includes Ref 41, 42, 49-56, 58-60, 63, 65)</i>
19	0120214	108	Lock Washer, 0.31, Spring, PD	67	3352731	1	Valve & Lever Asm - RH <i>(Includes Assembly 76, & Ref 74, 75)</i>
20	3352245	1	Part Of Item 4 & 5		3352740	1	Valve & Lever Asm - LH <i>(Includes Assembly 76, & Ref 74, 75)</i>
21	3352595	1	Part Of Item 4 & 5	68	3352732	1	Tube Asm - RH
22	3352810	1	Part Of Item 4 & 5		3352735	1	Tube Asm - LH
23	0180124	6	Screw, 0.38NC x 1.50, GR2, PD	69	3352733	1	Marker Asm - RH <i>(Includes Ref 17, 18, 55, 60, 63, 67, 68)</i>
24	0120382	14	Lock Washer, 0.38, Spring, PD		3352734	1	Marker Asm - LH <i>(Includes Ref 17, 18, 55, 60, 63, 67, 68)</i>
25	0120377	6	Nut, 0.38NC PD	70	6000397	2	Rivet-RdHd, 0.25 x 0.88, Drilled
26	3352624	2	End Cap Asm	71	3352260	2	Brace-Relieving Device, Spraybar
27	3352592	2	Gasket	72	3351620	1	Washer
28	3352591	2	Rod End Asm	73	6100246	1	Jam Lock Nut, 0.50NF
29	0220088	4	Nut-1"	74	3350455	1	Lever
30	3352854	1	Hose Hook Bracket, RH	75	0443139	1	Grooved Pin, 0.16 x 0.75, E, PD
31	3352855	1	Hose Hook Bracket, LH	76	3352730	1	Valve Asm - RH <i>(Includes Ref 72, 73, 87)</i>
32	3380529	AR	Hose Ring Asm-Large, 3.25"		3352736	1	Valve Asm - LH <i>(Includes Ref 72, 73, 87)</i>
33	3380721	AR	Hose Ring Asm-Small, 2.25"	77	0103374	2	Cotter Pin, 0.09 x 1.00, PD
34	0122433	2	Screw, 0.50NC x 1.50, GR2, PD	78	3352483	1	Flip Lever
35	0120378	2	Nut, 0.50NC, PD	79	3380079	1	Union Wrench - 2"
36	0120384	2	Lock Washer, 0.50, Spring, PD	80	6000376	1	#5 Armstrong Wrench
37	6702533	2	Mercury Switch	81	6604037	AR	Air Valve, 2 Pos, 4 Way, 12 VDC
38	9411727	2	Nut-Hex, Lock 1/2NC		6604038	AR	Coil
39	3361231	2	Bracket Asm (6)		7420231	AR	Gasket
40	3361226	2	Bracket Asm (12)		7215169	AR	Repair Kit
41	6602243	AR	Quick Coupler, Mini, 0.12MPT		6601456	AR	End Plate Kit
42	6602244	AR	Nipple, 0.19	82	6100610	2	Cap Screw-1/2UNC x 10.75, Gr 5
43	3353302	AR	Dummy Plug	83	3353132	2	Tube-Bar Latch
44	6001005	20	Hose Clamp, Screw Type, M5	84	0121913	2	Screw-Hex, 0.25NC x 1.25, GR2, PD
45	6309255	AR	Hose, 0.19 ID/Ft.	85	3352756	2	Gusset-Breakaway Arm, Spraybar
46	3352610	2	Ball Case	86	3352685	2	Bracket-Relieving Device, Spraybar
47	3352614	2	Gasket	87	*****	1	Body - Part of Ref 56, Not Sold Separately
48	6703151	1	Toggle Switch, DPDT				
49	0426370	8	Allen Head Bolt, 0.38NC x 1.00				
50	3352753	1	Buss Bar Asm, Left End				
51	3352581	3	Buss Bar Asm, RT Hinge Section				
	3352754	6	Buss Bar Asm				
	7230430	20	Guide Lever Asm				
	0120388	20	Flat Washer, 0.38				

SPRAY SYSTEM

Spray Bar Assembly - Multiple Folding Wings



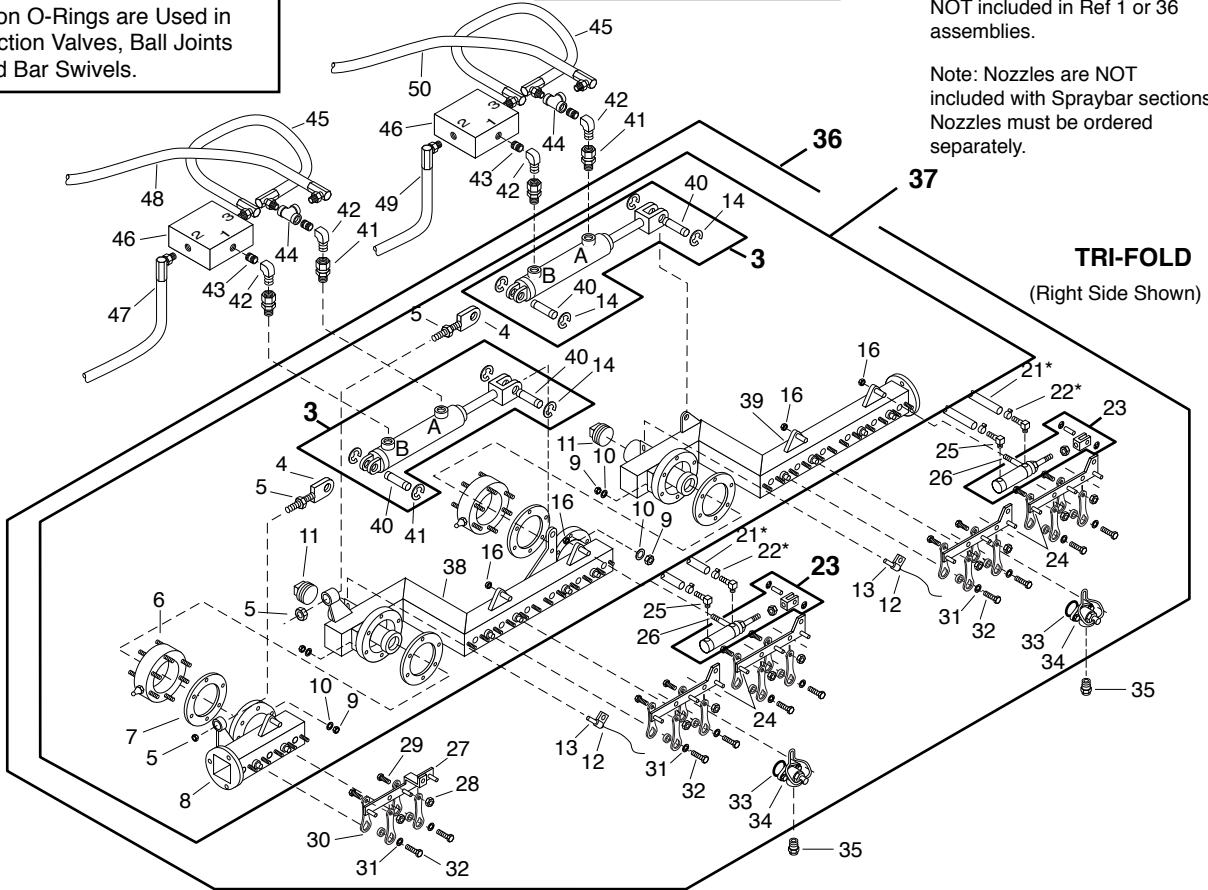
BI-FOLD
(Right Side Shown)

⚠ WARNING
Do Not Handle Viton O-Rings if they have been Burned!

Viton O-Rings are Used in Suction Valves, Ball Joints and Bar Swivels.

Note: Ref 21 & 22 are NOT included in Ref 1 or 36 assemblies.

Note: Nozzles are NOT included with Spraybar sections. Nozzles must be ordered separately.



TRI-FOLD
(Right Side Shown)

Spray Bar Assembly Multiple Folding Wings

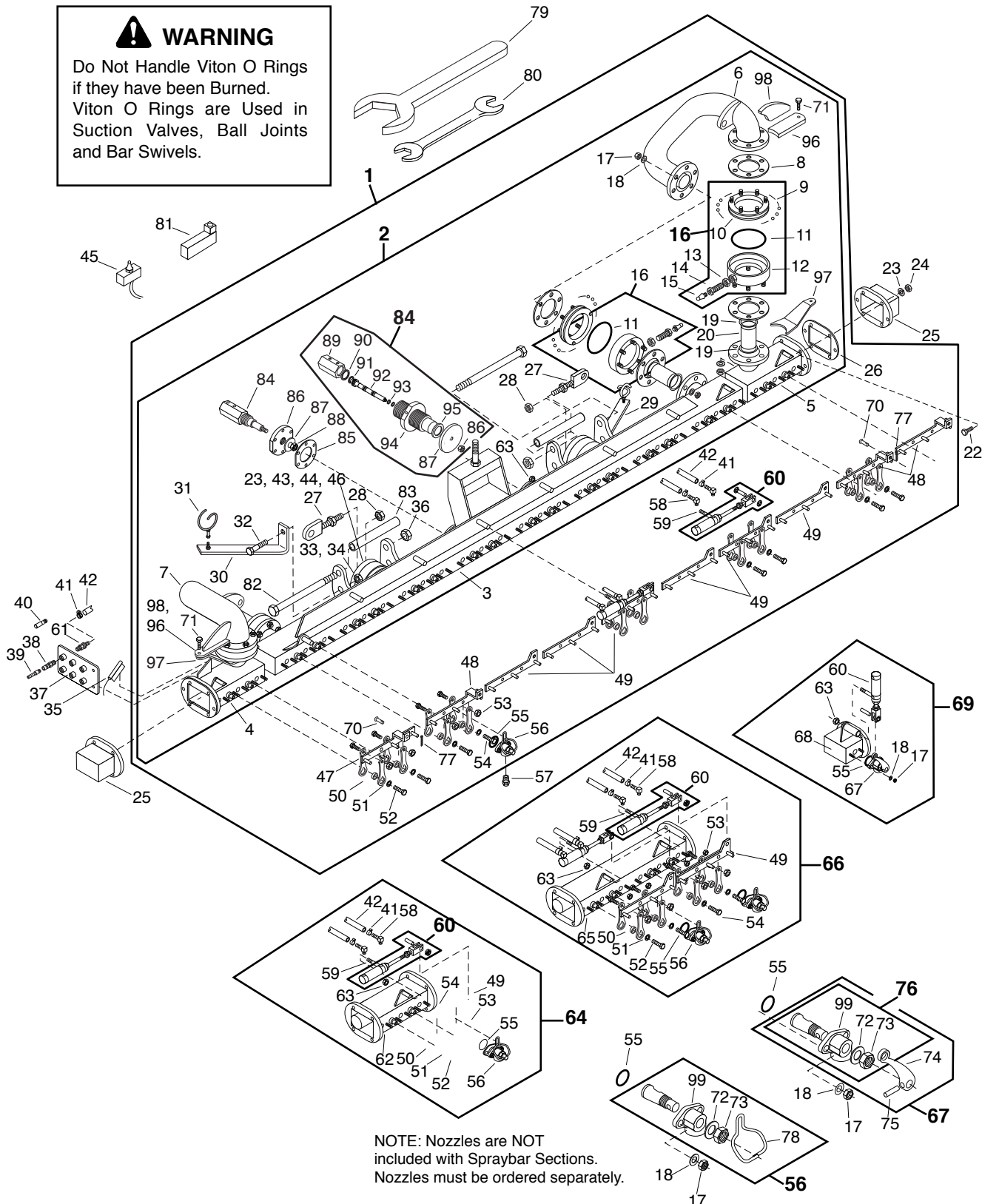
REF	PART NO.	QTY	DESCRIPTION	REF	PART NO.	QTY	DESCRIPTION
1	7230389	1	Bi-Fold Complete, RH <i>(Includes Assemblies 2 & 3, & Ref 12, 13, 23-34)</i>	34	3352743	AR	Flip Valve Asm
	7230390	1	Bi-Fold Complete, LH <i>(Includes Assemblies 2 & 3, & Ref 12, 13, 23-34)</i>	35		AR	Nozzle-See Spray Bar Nozzle Chart (p56) for Part No.
2	3353285	1	Bi-Fold Bare, RH <i>(Includes Assembly 3, & Ref 4-11, 15, 16)</i>	36	7230397	1	Tri-Fold Complete, RH <i>(Includes Assemblies 3 & 37, & Ref 12, 13, 23-34)</i>
	3353286	1	Bi-Fold Bare, LH <i>(Includes Assembly 3, & Ref 4-11, 15, 16)</i>		7230398	1	Tri-Fold Complete, LH <i>(Includes Assemblies 3 & 37, & Ref 12, 13, 23-34)</i>
3	6602011	AR	Hyd Cylinder-1.50 x 8.00 <i>(Includes Ref 14, 40)</i>	37	3353283	1	Tri-Fold, Bare Complete, RH <i>(Includes Assembly 3, & Ref 4-11, 16, 38, 39)</i>
	7420232	1	Seal Kit		3353282	1	Tri-Fold, Bare Complete, LH <i>(Includes Assembly 3, & Ref 4-11, 16, 38, 39)</i>
	7420276	1	Repair Kit	38	3353571	1	Inner Wing, 2', RH
4	3353562	AR	Cylinder Mtg Asm		3353570	1	Inner Wing, 2', LH
5	9416331	AR	Nut-Jam, 1" NC	39	3353278	1	Outer Wing, Bare - 2', RH
6	7230219	AR	Swivel Asm		3353279	1	Outer Wing, Bare - 2', LH
7	3352615	AR	Gasket	40	7420278	2	Pin
8	3353567	1	Wing Bare-1', LH	41	9409286	AR	Adapter-Hyd,St,04FP-06MB
	3353572	1	Wing Bare-1', RH	42	0454109	AR	Elbow-Auto,90,04FP-04MP
9	0120376	AR	Nut-0.31NC	43	6200891	AR	Nipple-Pipe,Sch 80,1/4 x 7/8
10	0120214	AR	Lock Washer-0.31	44	0105417	AR	Tee-Pipe, 1/4 NPT, PN
11	0219309	AR	Pipe Plug, SqHd, 2.00NPT	45	3361687	AR	Hose Asm-04 x 16.5,4MPX90-4MPX90
12	3370278	AR	Harness Asm-Mercury Switch	46	6601828	AR	Valve-Check, Pilot Operated, 1/4"
13	6702533	AR	Mercury Switch	47	3361215	AR	Hose Asm-RH, Inner Wing, "B" Port
14	7420279	4	Snap Ring		3361217	AR	Hose Asm-LH, Inner Wing, "B" Port
15	3352644	1	Outer Wing Bare-2', LH	48	3361214	AR	Hose Asm-RH, Inner Wing, "A" Port
	3352647	1	Outer Wing Bare-2', RH		3361216	AR	Hose Asm-LH, Inner Wing, "A" Port
16	9411638	AR	Lock Nut-0.31NC	49	3361681	AR	Hose Asm-RH, Outer Wing, "B" Port
17	6604037	AR	Air Valve, 2 Pos, 4 Way, 12 VDC		3361683	AR	Hose Asm-LH, Outer Wing, "B" Port
	6604038	AR	Coil	50	3361680	AR	Hose Asm-RH, Outer Wing, "A" Port
	7420231	AR	Gasket		3361682	AR	Hose Asm-LH, Outer Wing, "A" Port
	7215169	AR	Repair Kit				
18	6703151	AR	Toggle Switch, DPDT (1/ft of bar)				*Note: Ref. 21 & 22 are NOT included in assemblies Ref. 1 or 36
19	6701897	AR	Switch-Toggle, DPDT, 3 Pos, MOM (1/folding section)				AR = As Required
20	6602575	AR	Hose End-03 x 04MP				
21*	6309255	AR	Hose-0.19 ID/Ft.				
22*	6001005	AR	Hose Clamp, Screw Type, M5				
23	6601768	AR	Air Cylinder, 1.06 x 2.00				
	6602339	1	Clevis-Rod				
24	3352754	AR	Buss Bar Asm				
25	6602242	AR	Hose End-0.19 Hose x 0.12MPT, 90				
26	6100280	AR	Eye Bolt-0.31 x 2.50				
27	3352753	1	Buss Bar Asm (Used on LT Side Only)				
	3352581	1	Buss Bar Asm (Used on RT. Side Only)				
28	9413946	AR	Lock Nut-0.25NC				
29	0133046	AR	Machine Screw, 0.25 x 0.88				
30	7230430	AR	Guide Lever Asm				
31	0120388	AR	Flat Washer-0.38				
32	0121852	AR	Screw-0.38NC x 0.50				
33	6602895	AR	O-Ring				

For Wiring Harness Required,
Refer to Wiring Schematic 9302346
In the ELECTRICAL Section

Spray Bar Assembly - 5 x 3 Big Bar - Spray Controlled in 1' Increments - Frame Mounted Air Valves

WARNING
Do Not Handle Viton O Rings if they have been Burned. Viton O Rings are Used in Suction Valves, Ball Joints and Bar Swivels.

SPRAY SYSTEM



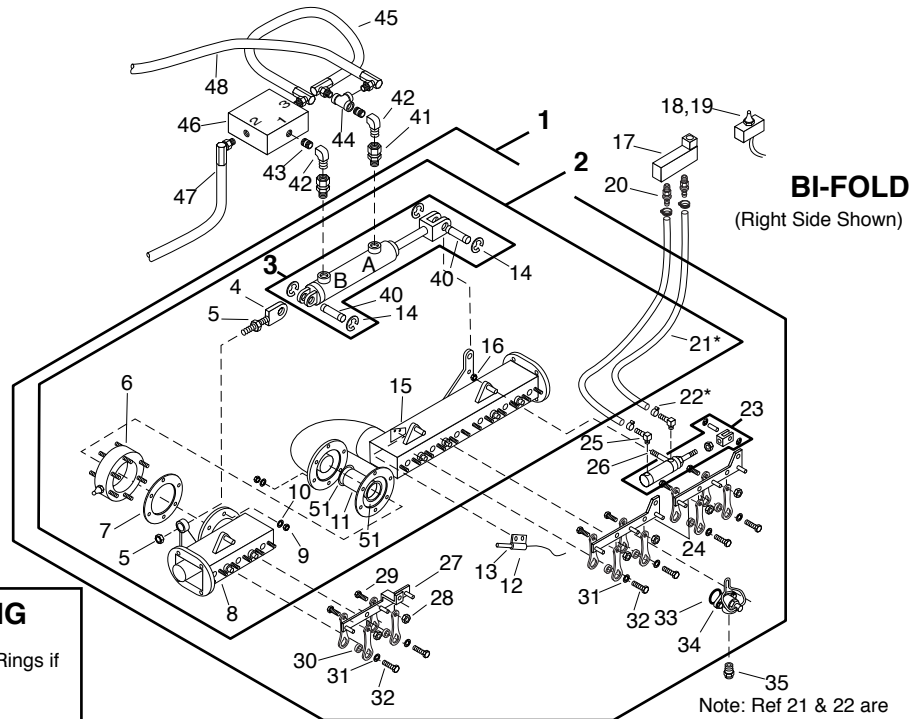
NOTE: Nozzles are NOT included with Spraybar Sections. Nozzles must be ordered separately.

Spray Bar Assembly - 5 x 3 Big Bar
Spray Controlled in 1' increments - Frame Mounted Air Valves

REF	PART NO.	QTY	DESCRIPTION	REF	PART NO.	QTY	DESCRIPTION
1	3353635	1	Spraybar 10' Asm.	51	0120388	20	Flat Washer, 0.38
	3353756	1	Spraybar 10' Leak Free	52	0121852	20	Screw, 0.38NC x 0.50, GR2, PD
	<i>(Includes Assemblies 2 & 16, & Ref 41, 42, 47-56, 58-60, 70, 77)</i>			53	9413946	18	Lock Nut, 0.25NC ,EA, PD
2	3353630	1	Spraybar 10' Weldment -Incl Lift Cyls	54	0133046	18	Machine Screw, 0.25 x 0.88, PD
	<i>(Includes Assembly 16, & Ref 3-8, 17-20, 23, 26-34, 36, 43, 44, 46, 63, 82-88, 96-98)</i>			55	6602895	30	O-Ring
	3353742	1	Spraybar 10' Weldment-Leak Free	56	3352743	30	Flip Valve Asm <i>(Includes Ref 71-73, 78, 99)</i>
	<i>(Includes Assembly 16, & Ref 3-8, 17-20, 23, 27-34, 36, 43, 44, 46, 63, 82-88, 96-98)</i>			57	AR		Nozzle----- See Spray Bar Nozzle Chart (p56) for Part No.
3	3353631	1	Center 8' Weldment	58	6602242	20	Hose End, 0.19 Hose x 0.12MPT,90
4	3353525	1	LH - 1' Stub Wing Asm	59	6100280	10	Eye Bolt, 0.31 x 2.5, PN
	3353743	1	LH - 1' Stub Wing Asm FR	60	6601768	10	Air Cylinder, 1.06 x 2.00
5	3353545	1	RH - 1' Stub Wing Asm		6602339	1	Rod Clevis
	3353753	1	RH - 1' Stub Wing Asm FR	61	6602241	20	Hose End, 0.19 Hose x 0.12MPT, ST
6	2650723	1	RH Hinge Asm	62	3353522	1	Bar Asm - 1' Extension
	3353751	1	RH Hinge Asm FR	63	9411638	10	Locknut, 0.31NC, EA, PD
7	2650725	1	LH Hinge Asm	64	7050675	AR	Spraybar Ext. 1', W/O Vlvs
	3353748	1	LH Hinge Asm FR				<i>(Includes Ref 41, 42, 49-56, 58-60, 62, 63)</i>
8	3352615	8	Gasket	65	3353528	1	Bar Asm - 2' Extension
9	6000290	47	0.38 Steel Balls	66	7050676	AR	Spraybar Ext. 2', W/O Vlvs <i>(Includes Ref 49-56, 58-60, 41, 42, 63, 65)</i>
10	3352605	1	Plate Asm Outlet, 3.5 Swivel	67	3352731	1	Valve & Lever Asm - RH
11	6602669	1	O Ring, 5.5 OD x 0.25		3352740	1	Valve & Lever Asm - LH
12	3352607	1	Plate Asm, Inlet, 3.5 Swivel				<i>(Includes Assembly 76, & Ref 74)</i>
13	0272123	1	Nut-Jam, 0.44NF, PD	68	3353612	1	Tube Asm - RH
14	2740371	1	Grease Fitting		3353611	1	Tube Asm -LH
15	9411027	1	Grease Zerk	69	3353614	1	Marker Asm - RH <i>(Includes Ref 17, 18, 55, 60, 63, 67, 68)</i>
16	7230219	4	Swivel Asm <i>(Includes Ref 9-15)</i>		3353613	1	Marker Asm - LH <i>(Includes Ref 17, 18, 55, 60, 63, 67, 68)</i>
	7050801	1	Overhaul Kit	70	6000397	2	Rivet-RdHd, 0.25 x 0.88, Drilled
17	0120376	108	Nut, 0.31NC, PD	71	0122027	2	Screw-Hex, 0.313"NC x 1.25", Gr2, PD
18	0120214	108	Lock Washer, 0.31, Spring, PD	72	3351620	1	Washer
19	6603149	8	O-Ring-1.762 ID x .139 Thk	73	6100246	1	Jam Lock Nut, 0.50NF
20	3353483	4	Tube-Swivel, Inner	74	3350455	1	Lever <i>(Includes Ref 71-73)</i>
21	3352810	1	Part Of Item 4 & 5	75	0443139	1	Grooved Pin, 0.16 x 0.75, E, PD
22	0180124	8	Screw, 0.38NC x 1.50, GR2, PD	76	3352730	1	Valve Asm - RH <i>(Includes Ref 71-73)</i>
23	0120382	18	Lock Washer, 0.38, Spring, PD		3352736	1	Valve Asm - LH <i>(Includes Ref 71-73)</i>
24	0120377	8	Nut, 0.38NC PD	77	0103374	2	Cotter Pin, 0.09 x 1.00, PD
25	3353530	1	End Cap Asm (RH)	78	3352483	1	Flip Lever
	3353811	1	End Cap Asm (LH)	79	3380079	1	Union Wrench - 2"
26	3353593	2	Gasket	80	6000376	1	#5 Armstrong Wrench
27	3352591	2	Rod End Asm	81	6604037	AR	Air Valve, 2 Pos, 4 Way, 12 VDC
28	0220088	4	Nut-1"		6604038	AR	Coil
29	3352854	1	Hose Hook Bracket, RH		7420231	AR	Gasket
30	3352855	1	Hose Hook Bracket, LH		7215169	AR	Repair Kit
31	3380529	AR	Hose Ring Asm, 3.25"	82	6100610	2	Cap Screw-1/2UNC x 10.75, Gr 5
	3380721	AR	Hose Ring Asm, 2.25"	83	3353132	2	Tube-Bar Latch
32	0122433	2	Screw, 0.50NC x 1.50, GR2, PD	84	3353620	1	Poppet Valve Asm <i>(Includes Ref 87-95)</i>
33	0120378	2	Nut, 0.50NC, PD	85	3353626	1	Gasket-Flange, Balance Valve
34	0120384	2	Lock Washer, 0.50, Spring, PD	86	3353625	1	Flange-Balance Valve
35	6702533	2	Mercury Switch	87	3353623	1	Plunger-Poppet Valve
36	9411727	2	Nut-Hex, Lock 1/2NC	88	0120375	1	Nut-Hex, 1/4-20UNC
37	3361231	2	Bracket Asm (6)	89	3353617	1	Cap-Valve, Asphalt, Long Stroke
	3361226	2	Bracket Asm (12)	90	6602995	1	O-Ring-.612 ID x .103 Width, Viton
38	6602243	AR	Quick Coupler, Mini, 0.12MPT	91	6602996	1	O-Ring-.984 ID x .139 Width, Viton
39	6602244	AR	Nipple, 0.19	92	3353619	1	Rod-Valve, Long Stroke Poppet
40	3353302	AR	Dummy Plug	93	6603418	2	O-Ring-.299 ID x .103 Width, Viton
41	6001005	20	Hose Clamp, Screw Type, M5	94	3353618	1	Tube-Valve, Long Stroke Poppet
42	6309255	AR	Hose, 0.19 ID/Ft.	95	6602997	1	O-Ring-.924 ID x .116 Width, Viton
43	3352610	2	Ball Case	96	3353313	2	Bracket-Relieving Device
44	3352614	2	Gasket		3352685	2	Bracket-Relieving Device
45	6703151	1	Toggle Switch, DPDT	97	3353312	2	Brace-Relieving Device
46	0426370	8	Allen Head Bolt, 0.38NC x 1.00		3352260	2	Brace-Relieving Device
47	3352753	1	Buss Bar Asm, Left End	98	3353546	2	Brace-Relieving Device
48	3352581	3	Buss Bar Asm, RT Hinge Section		3352756	2	Gusset-Breakaway Arm
49	3352754	6	Buss Bar Asm	99	*****	1	Body - Part of Ref 56, Not Sold Separately
50	2650637	AR	Lever-Guide, Spraybar				
	2650636	AR	Spacer-Guide Lever				

SPRAY SYSTEM

Spray Bar Assembly - 5 x 3 Big Bar - Multiple Folding Wings

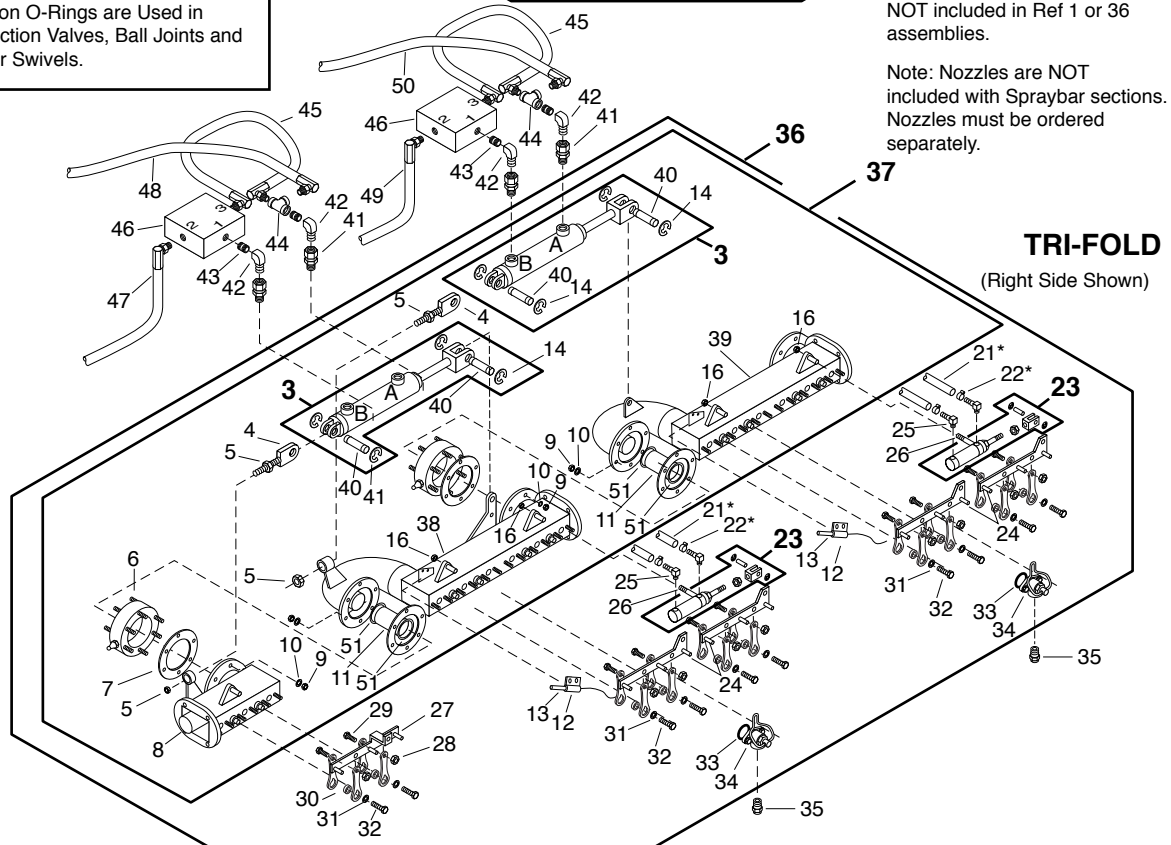


WARNING
Do Not Handle Viton O-Rings if they have been Burned!

Viton O-Rings are Used in Suction Valves, Ball Joints and Bar Swivels.

Note: Ref 21 & 22 are NOT included in Ref 1 or 36 assemblies.

Note: Nozzles are NOT included with Spraybar sections. Nozzles must be ordered separately.



TRI-FOLD
(Right Side Shown)

Spray Bar Assembly - 5 x 3 Big Bar Multiple Folding Wings

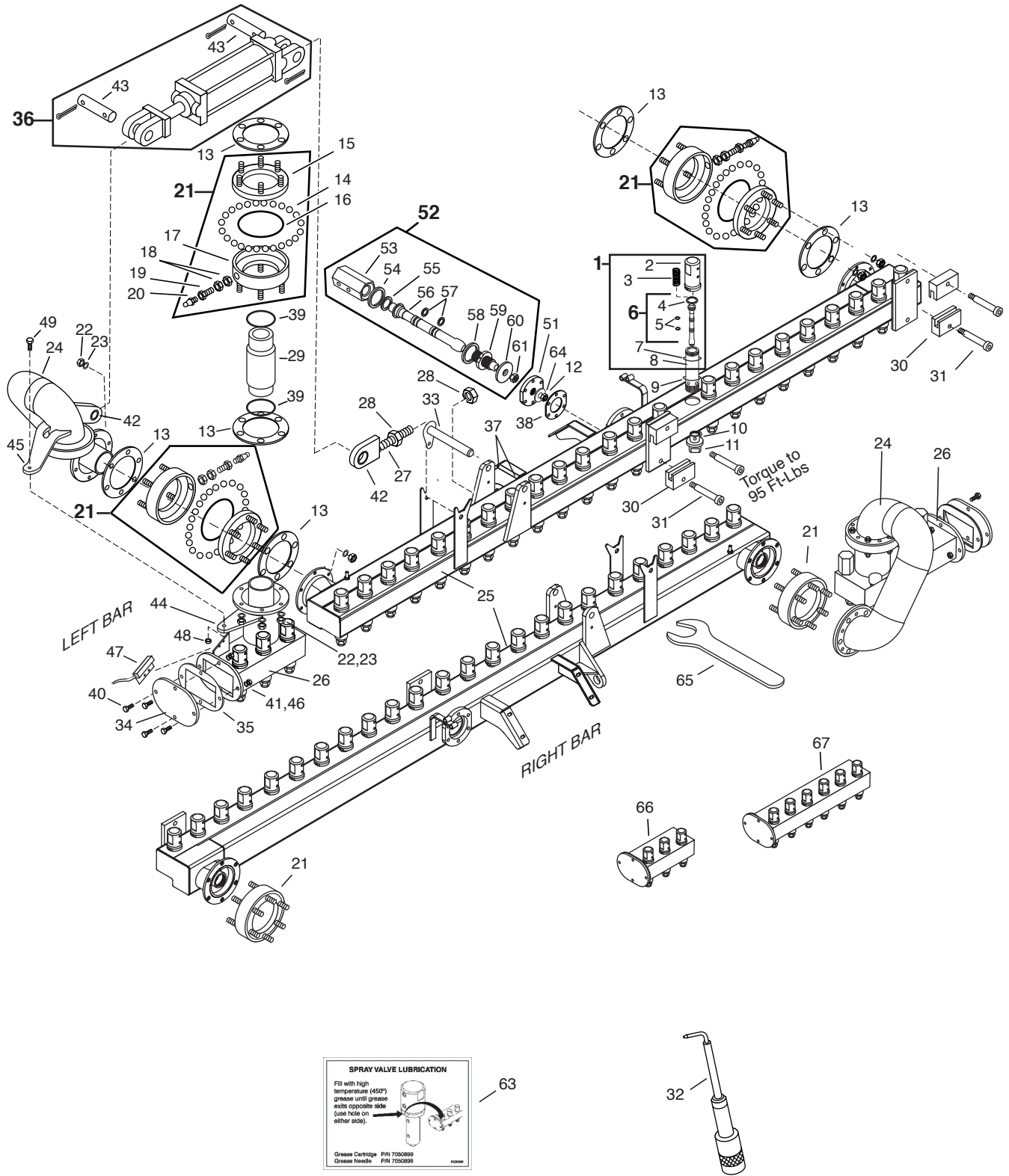
REF	PART NO.	QTY	DESCRIPTION	REF	PART NO.	QTY	DESCRIPTION
1	7050482	1	Bi-Fold Complete, RH <i>(Includes Assemblies 2 & 3, & Ref 12, 13, 23-34)</i>	33	6602895	AR	O-Ring
	7050483	1	Bi-Fold Complete, LH <i>(Includes Assemblies 2 & 3, & Ref 12, 13, 23-34)</i>	34	3352743	AR	Flip Valve Asm
2	3353577	1	Bi-Fold Bare, RH <i>(Includes Assembly 3, & Ref 4-11, 15, 16, 51)</i>	35		AR	Nozzle----- See Spray Bar Nozzle Chart (p56) for Part No.
	3353554	1	Bi-Fold Bare, LH <i>(Includes Assembly 3, & Ref 4-11, 15, 16, 51)</i>	36	7050484	1	Tri-Fold Complete, RH <i>(Includes Assemblies 3 & 37, & Ref 12, 13, 23-34)</i>
3	6602011	AR	Hyd Cylinder-1.50 x 8.00 <i>(Includes Ref #'s 14 & 40)</i>		7050485	1	Tri-Fold Complete, LH <i>(Includes Assemblies 3 & 37, & Ref 12, 13, 23-34)</i>
	7420232	1	Seal Kit	37	3353580	1	Tri-Fold, Bare Complete, RH <i>(Includes Assembly 3, & Ref 4-11, 16, 38, 39, 51)</i>
	7420276	1	Repair Kit		3353559	1	Tri-Fold, Bare Complete, LH <i>(Includes Assembly 3, & Ref 4-11, 16, 38, 39, 51)</i>
4	3353562	AR	Cylinder Mtg Asm	38	3353579	1	Inner Wing, 2', RH
5	0220088	AR	Nut-Jam, 1" NC		3353557	1	Inner Wing, 2', LH
6	7230219	AR	Swivel Asm	39	3353578	1	Outer Wing, Bare - 2', RH
7	3352615	AR	Gasket		3353558	1	Outer Wing, Bare - 2', LH
8	3353549	1	Wing Bare-1', LH	40	7420278	2	Pin
	3353576	1	Wing Bare-1', RH	41	9409286	AR	Adapter-Hyd, St, 04FP-06MB
9	0120376	AR	Nut-0.31NC	42	0454109	AR	Elbow-Auto, 90, 04FP-04MP
10	0120214	AR	Lock Washer-0.31	43	6200891	AR	Nipple-Pipe, Sch 80, 1/4 x 7/8
11	3353483	AR	Tube-Swivel, Inner	44	0105417	AR	Tee-Pipe, 1/4 NPT, PN
12	3370278	AR	Harness Asm-Mercury Switch	45	3361687	AR	Hose Asm-04 x 16.5, 4MPX90-4MPX90
13	6702533	AR	Mercury Switch	46	6601828	AR	Valve-Check, Pilot Operated, 1/4"
14	7420279	4	Snap Ring	47	3361215	AR	Hose Asm-RH, Inner Wing, "B" Port
15	3353552	1	Outer Wing Bare-2', LH		3361217	AR	Hose Asm-LH, Inner Wing, "B" Port
	3353574	1	Outer Wing Bare-2', RH	48	3361214	AR	Hose Asm-RH, Inner Wing, "A" Port
16	9411638	AR	Lock Nut-0.31NC		3361216	AR	Hose Asm-LH, Inner Wing, "A" Port
17	6604037	AR	Air Valve, 2 Pos, 4 Way, 12 VDC	49	3361681	AR	Hose Asm-RH, Outer Wing, "B" Port
	6604038	AR	Coil		3361683	AR	Hose Asm-LH, Outer Wing, "B" Port
	7420231	AR	Gasket	50	3361680	AR	Hose Asm-RH, Outer Wing, "A" Port
	7215169	AR	Repair Kit		3361682	AR	Hose Asm-LH, Outer Wing, "A" Port
18	6703151	AR	Toggle Switch, DPDT (1/ft of bar)	51	6603149	AR	O-Ring-1.762 ID x .139 Thick
19	6701897	AR	Switch-Toggle, DPDT, 3 Pos, MOM (1/folding section)				
20	6602575	AR	Hose End-03 x 04MP				*Note: Ref 21 & 22 are NOT included in assemblies Ref 1 or 36
21*	6609255	AR	Hose-0.19 ID/Ft.				
22*	6001005	AR	Hose Clamp, Screw Type, M5				AR = As Required
23	6601768	AR	Air Cylinder, 1.06 x 2.00				
	6602339	1	Clevis-Rod				
24	3352754	AR	Buss Bar Asm				
25	6602242	AR	Hose End-0.19 Hose x 0.12MPT, 90				
26	6100280	AR	Eye Bolt-0.31 x 2.50				
27	3352753	1	Buss Bar Asm (Used on LT Side Only)				
	3352581	1	Buss Bar Asm (Used on RT. Side Only)				
28	9413946	AR	Lock Nut-0.25NC				
29	0133046	AR	Machine Screw, 0.25 x 0.88				
30	2650637	AR	Lever-Guide, Spraybar				
	2650636	AR	Spacer-Guide Lever				
31	0120388	AR	Flat Washer-0.38				
32	0121852	AR	Screw-0.38NC x 0.50				

For Wiring Harness Required,
Refer to Wiring Schematic 9302346
In the ELECTRICAL Section

SPRAY SYSTEM

Spray Bar- Variable Width Spray Valve

NOTE: For spraybar Ref 1, use MAGNA LUBE-G to lubricate O-rings, their grooves and bores before assembling. After assembly, grease with high temp (450° F) grease.



Spray Bar- Variable Width Spray Valve

REF	PART NO.	QTY	DESCRIPTION	REF	PART NO.	QTY	DESCRIPTION
1	3354755	AR	Spraybar Valve, Steel Nickel Plated <i>(Includes Ref 2-8)</i>	38	3353626	1	Gasket-Flange, Balance Valve
2	3354256	1	Cap-Valve, Steel Nickel Plated	39	6603149	2	O Ring
3	3353031	1	Spring-Valve, Asphalt	40	0120918	4	Screw-Hex,3/8NC x 1 1/2,PD
4	6604366	1	O-Ring, 0.737 ID x 0.103 w, Viton	41	0120377	4	Nut-Hex,3/8"NC
5	6604035	2	Quad-Ring-0.299 ID x 0.103 w,Viton	42	6420194	2	Bushing-DU,1 x 1 1/8 x 1" Lg
6	3354393	1	Spray Valve Asm. <i>(Includes Cap & Rod)</i>	43	3311654	2	Pin
	3354395	1	Cap-Valve, Brass	44	3353313	1	Bracket-Relieving Device,Spraybar
	3354394	1	Rod-Valve, Brass	45	3353312	1	Brace-Relieving Device,Spraybar
7	6604265	1	O-Ring, 1.364 ID x 0.070 w, Viton	46	0120382	AR	Washer-Lock,3/8
8	3354259	1	Body-Valve, Steel Nickel Plated	47	6702533	1	Mercury Switch
9	6604266	1	O-Ring	48	9411638	1	Nut-Hex, Lock, .313NC, Ea, PD
10	6603149	1	O-Ring, 1.762 OD x 1.484	49	0122027	1	Screw-Hex, .313"NC x 1.25", Gr2, PD
11	3353504	1	Spud-Valve, Spraybar	50	7051027	1	Seal Kit- Spray Valve <i>(Includes Ref 4, 5, 7, 9, 62)</i>
	3353518	1	Spud-Valve, Spraybar, 1/16" longer <i>(OPTIONAL)</i>	51	3353625	1	Flange-Balance Valve
12	0120375	1	Nut-Hex, 1/4-20UNC	52	3353620	1	Poppet Valve Asm <i>(Includes Ref 53-61)</i>
13	3352615	6	Gasket	53	3353617	1	Cap-Valve, Asphalt, Long Stroke
14	6000290	47	0.38 Steel Balls	54	6602995	1	O-Ring-.612 ID x .103 Width, Viton
15	3352605	1	Plate Asm Outlet-3.5 Swivel	55	6602996	1	O-Ring-.984 ID x .139 Width, Viton
16	6602669	1	O Ring, 5.5 OD x 0.25	56	3353619	1	Rod-Valve, Long Stroke Poppet
17	3352607	1	Plate Asm-Inlet,3.5 Swivel	57	6603418	2	O-Ring-.299 ID x .103 Width, Viton
18	0272123	2	Nut-Jam, 0.44NF, PD	58	6602997	1	O-Ring-.924 ID x .116 Width, Viton
19	2740371	1	Grease Fitting	59	3353618	1	Tube-Valve, Long Stroke Poppet
20	9411027	1	Grease Zerk	60	3353623	1	Plunger, Poppet Valve
21	7230219	5	Swivel Asm <i>(Includes Ref 14-20)</i>	61	0120375	1	Nut-Hex, 0.250NC
22	0120376	36	Nut-0.31NC, PD	62	6604266	AR	O-Ring
23	0120214	36	Lock Washer- 0.31, Spring, PD	63	6320966	1	Decal-Spray Valve Lubrication
24	3353472	2	Tube Asm-Elbow <i>(Includes Ref 42)</i>	64	3354849	1	Plunger-Poppet Valve
25	3354879	2	Spraybar-Ctr (No Spray Valves)	65	3381752	1	Nozzle Wrench-Open End, 1.63", VWSB
26	3353852	1	Wing-1 Ft (No Spray Valves)	66	3354990	1	Spraybar Ext.-1' <i>(For Units w/ Provisions)</i>
	3354888	1	Wing-2 Ft (No Spray Valves)	67	3355064	1	Spraybar Ext.-2' <i>(For Units w/ Provisions)</i>
	3354867	1	Wing-3 Ft (No Spray Valves)				
	3354890	1	Wing-4 Ft (No Spray Valves)				
27	3353260	1	Rod End Asm <i>(Includes Ref 42)</i>				
28	0426899	2	Nut-Hex,Jam,1"NC,PD				
29	3353483	1	Tube-Swivel,Inner				
30	3353441	4	Shoe-Carrier, 0.625" x 1.25"				
	3354840	4	Shoe-Carrier, 0.75" x 1.25"				
31	6001639	4	Bolt-Shoulder, 0.625" x 1.25"				
	6002460	4	Bolt-Shoulder, 0.75" x 1.25", Soc Sc				
32	7050898	1	Needle-Grease				
33	3353475	1	Pin Asm-Shift				
34	3353464	1	Plate-End Cap				
35	3352969	1	Gasket-Spraybar,3 x 5				
36	6602230	1	Cylinder-Hyd,2 x 10 <i>(Includes Ref 43)</i>				
	7420230	1	Kit-Repair,Cylinder				
37	3353477	1	Collar-Shift Pin,Short				
	3353478	1	Collar-Shift Pin,Long				

SPRAY SYSTEM

Spray Bar Nozzle Chart



1

3353788



2

3351008



3

3351009



4

3352368



5

3351015



6

3352204



8

3355010



9

3352205



7,10

3352210
3355154



11

3351014



12

3351010

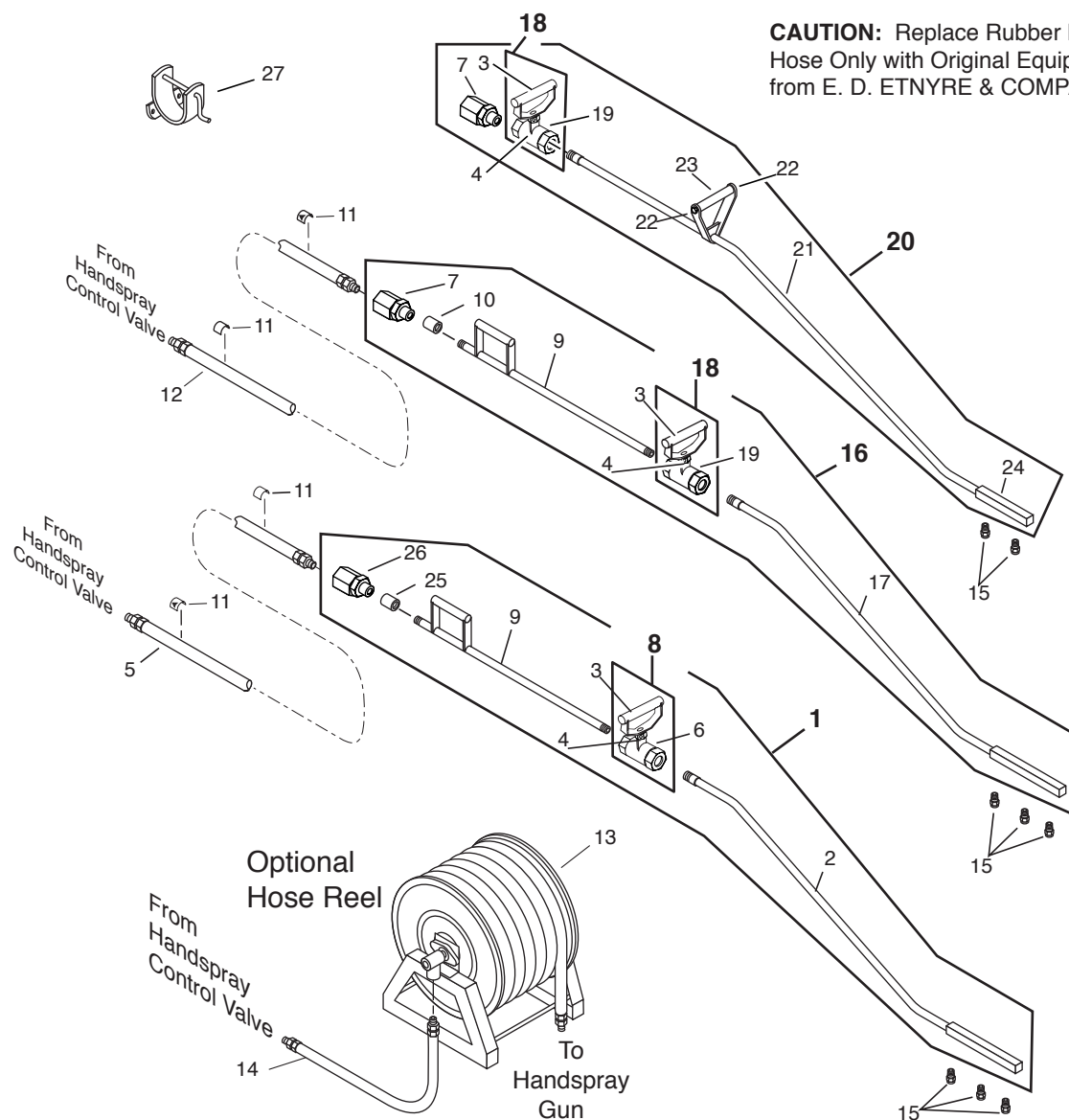
SPRAY SYSTEM

Ref.	Part No.	Description	Application Gallons Per Square Yard	Application (Metric) Liters Per Square Meter	US Flow Gallons Per Minute Per Foot
1	3353788	V Slot Tack Nozzle 1/8" Rifle Bored	.05 – .20	.23 – 0.91	3.0 – 4.5
	3351013*	V Slot Tack Nozzle 1/16" Coin Slot	.05 – .20	.23 – 0.91	3.0 – 4.5
	3354904	V Slot Tack Nozzle 1/8" Counterbored	.05 – .20	.23 – 0.91	3.0 – 4.5
2	3351008	S36-4 V Slot	.10 – .35	.45 – 1.58	4.0 to 7.5
3	3351009	S36-5 V Slot	.18 – .45	.81 – 2.04	7.0 to 10.0
4	3352368	Multi-Material V Slot	.15 – .40	.68 – 1.81	6.0 to 9.0
5	3351015	3/32" Coin Slot	.15 – .40	.68 – 1.81	6.0 to 9.0
6	3352204	Multi-Material V Slot	.35 – .95	1.58 – 4.30	12.0 to 21.0
7	3355154	End Nozzle (use with 3352204 nozzle)	.35 – .95	1.58 – 4.30	12.0 to 21.0
8	3355010	Multi-Material V Slot	.29 – .72	1.31 – 3.26	10.0 – 16.5
9	3352205	Multi-Material V Slot	.20 – .55	.91 – 2.49	7.5 to 12.0
10	3352210	End Nozzle (use with 3352205 nozzle)	.20 – .55	.91 – 2.49	7.5 to 12.0
11	3351014	3/16" Coin Slot	.35 – .95	1.58 – 4.30	12.0 to 21.0
12	3351010	1/4" Coin Slot	.40 – 1.10	1.81 – 4.98	15.0 to 24.0

* Special Order

Handspray Gun

CAUTION: Replace Rubber Handspray Hose Only with Original Equipment Hose from E. D. ETNYRE & COMPANY

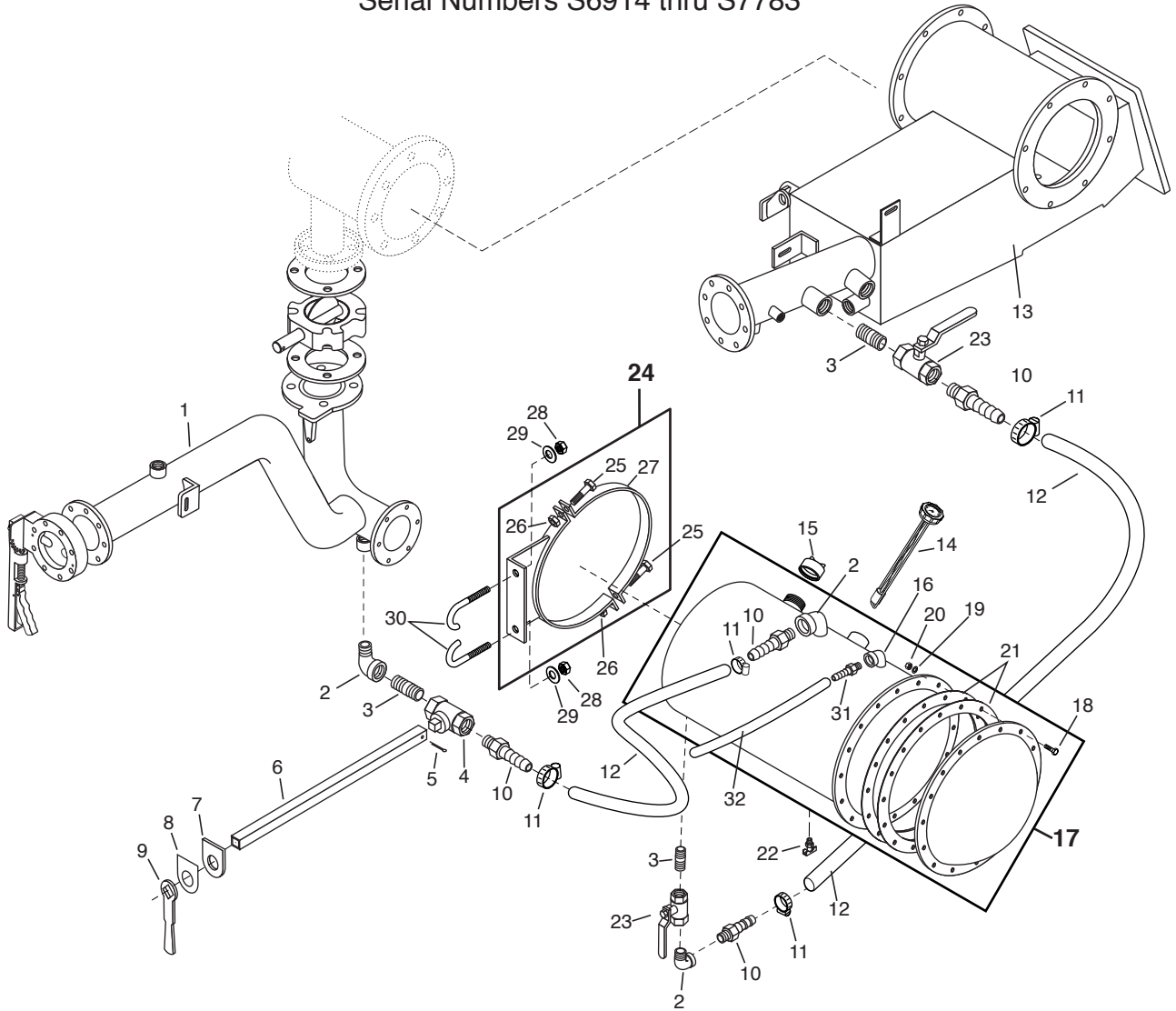


SPRAY SYSTEM

REF	PART NO.	QTY	DESCRIPTION	REF	PART NO.	QTY	DESCRIPTION
1	3380017	1	Steel Handspray Wand-1" <i>(Includes Assembly 8, & Ref 2, 7, 9</i>	15	3352205	AR	Nozzle-V Type, Nominal 3.5 GPM
2	3380024	1	Tube Asm-Offset, Handspray Gun	16	3380785	1	Steel handspray Wand-3/4" <i>(Includes Assembly 18, & Ref 7, 9, 17</i>
3	3381508	1	Handle Weldment-3/4"	17	3380788	1	Tube Asm-Offset, Handspray Gun
4	6002005	2	Screw-Set, 10-32x0.375, Blk Cone	18	3381509	1	Valve Asm-3/4" Hand Spray Gun <i>(Includes Ref 3, 4, 19)</i>
5	6600392	1	Hose Asm-1" x 25, Asphalt	19	3342701	1	Ball Valve-3/4" Bronze
6	3342902	1	Valve-Ball, 1" Bronze	20	3380914	1	Aluminum Handspray Wand <i>(Includes Assembly 18, & Ref 7, 21-23</i>
7	6603430	1	Swivel-Hydr, Viton, 3/4" 12MP-12FP	21	3380915	1	Aluminum Handspray Tube
8	3381522	1	Valve Asm-1" Hand Spray Gun <i>(Includes Ref 3, 4, 6)</i>	22	6100653	4	Lag Screw-1/4 x 1 1/2
9	3380022	1	Tube Asm-Handspray Gun	23	3380919	2	Wood Handle
10	0111661	1	Coupling-Pipe, 3/4, Plain	24	3380918	1	Nozzle Block, Aluminum Handspray
11	3390591	2	Tag-Caution, Handspray Hose	25	0187399	1	Pipe-Coupling, 1.0"NPT, Steep
12	6602720	1	Hose-Handspray, 3/4 In x 25 Ft	26	6604152	1	Swivel-Hyd, Viton, 1.0" M&F Pipe
13	6602020	1	Hose Reel 4016-17-18 Manual	27	3311835	1	Clamp Asm-Handspray Hose
14	6601368	1	Hose Asm-1 x 60, Asphalt				AR = As Required

ENVIRO FLUSH Recirculating Flushing System (Optional)

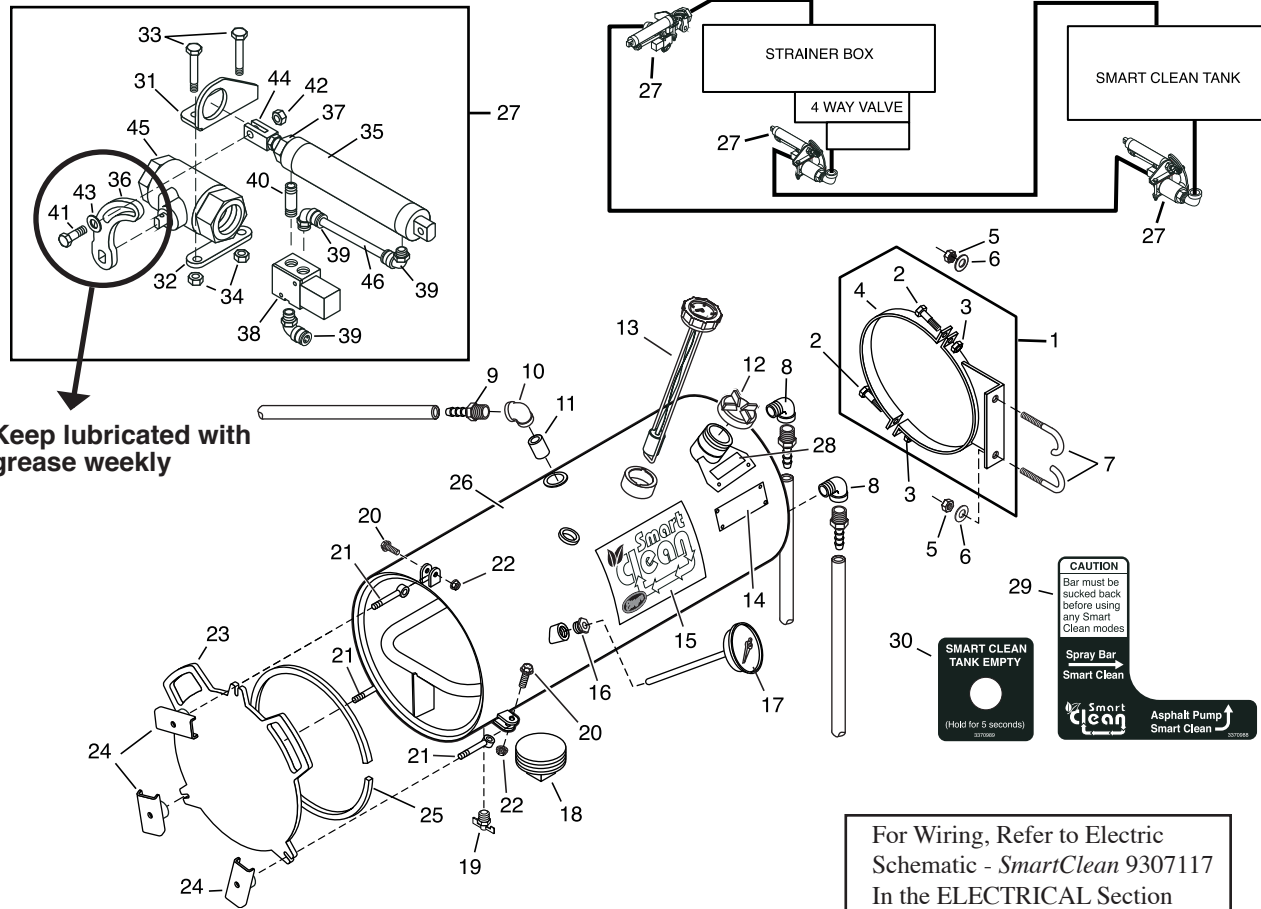
Serial Numbers S6914 thru S7783



REF	PART NO.	QTY	DESCRIPTION	REF	PART NO.	QTY	DESCRIPTION
1	3342671	1	Return Line with Drain	18	0121900	16	Screw-Hex, 0.25 X 1.00, GR2, PD
2	0108687	3	Elbow-Pipe, 1", 90, Street	19	0120386	32	Washer-Flat, 0.24
3	0127874	3	Nipple-Pipe, 1" X Close	20	9413946	16	Nut-Hex, Lock, 0.25NC
4	6600726	1	Valve-Cock, Steam, 1.00"	21	C1257AC	2	Gasket-Flange
5	0103389	1	Pin-Cotter, 1/8 X 2	22	6600162	1	Drain Cock-0.25"
6	S1391AC	1	Crossshaft-Drain Valve	23	6601177	2	Valve-Butterfly, 1.00" NPT
7	C1257AH	1	Bracket-Mount, Lever	24	2610041	2	Bracket Asm-Mtg, Fuel Tank (Includes Ref 25-27)
8	C1257AJ	1	Decal-Drain Valve	25	0122459	4	Screw-Hex, 0.505-NC x 2.00, GR2, PD
9	C1257AG	1	Lever-Drain Valve	26	9411727	4	Nut-Hex, Lock, 0.50NC EA, PD
10	6601565	4	Hose End-1.00"NPT	27	3311022	2	Band-Support, Fuel Tank
11	6000792	4	Hose Clamp, Screw Type, MS, 1.00	28	9413948	4	Nut-Hex, Lock, 0.62NC, EA, GRA, PD
12	6601564	20'	Hose-1.00", Suction	29	9422850	4	Washer-Flat, 0.62A (0.65 x 1.31)HN
13	3342678	1	Suction Strainer Box, Recirc	30	3360726	4	Bolt-Hook, Bit, Frame Truck
14	6601307	1	Gauge-Liquid, 14" Tank	31	6600663	1	Hose End-08 x 08 ST, LPSP
15	6100235	1	Filler Cap	32	6600662	2'	Hose-0.50"
16	0108686	1	Elbow-Pipe, 0.50" NPT, PN		3360180	1	Plate-Fill with Diesel Fuel Only (Not Shown)
17	S1495AD	1	Flushing Tank (Includes Ref 18-21)				

SmartClean Recirculating Flushing System - Optional

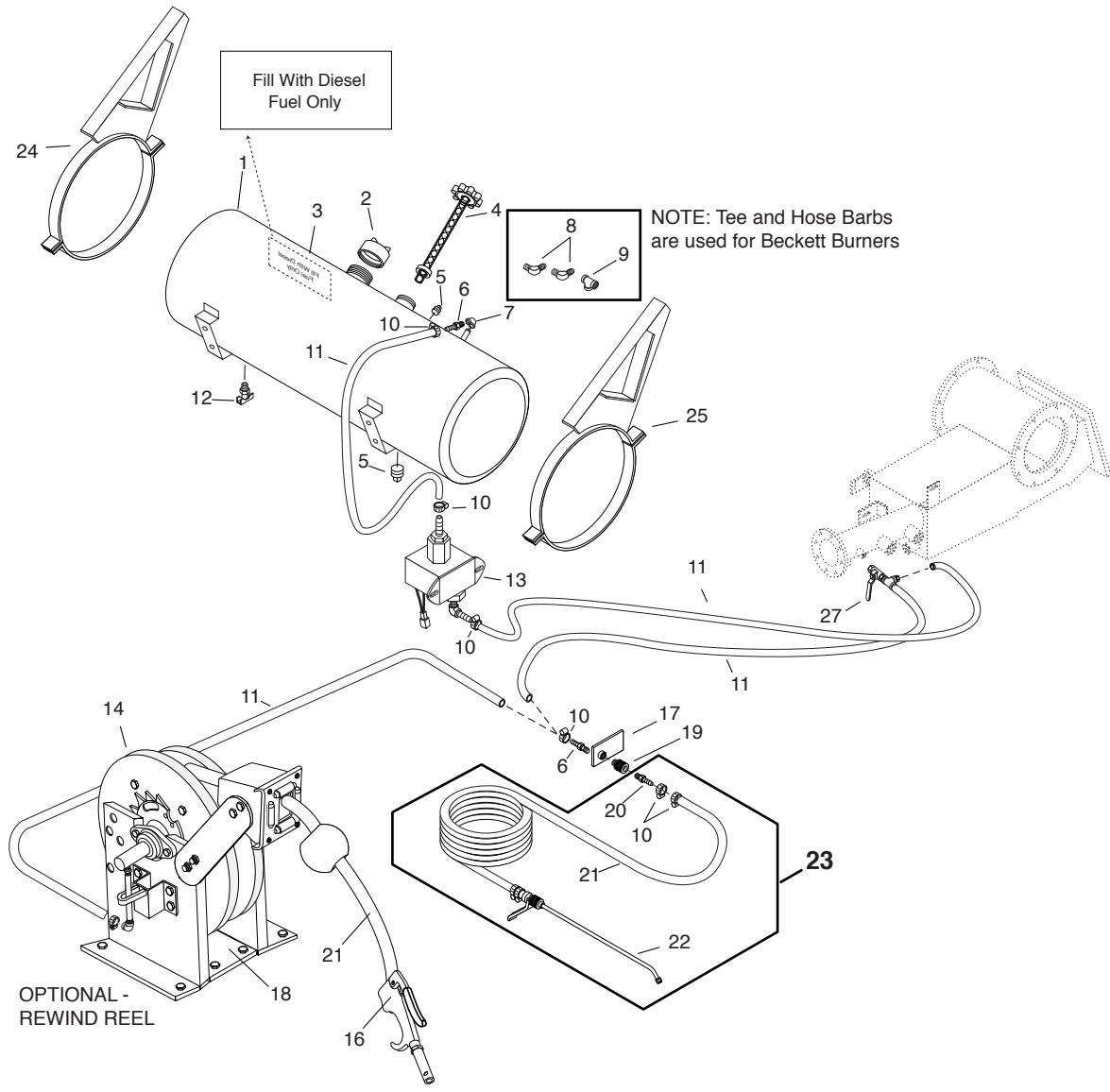
Serial Numbers S7784 & Up



SPRAY SYSTEM

REF	PART NO.	QTY	DESCRIPTION	REF	PART NO.	QTY	DESCRIPTION
1	2610041	2	Bracket Asm-Mtg, Fuel Tank (Includes Ref 2-4)	24	2600376	3	Handle Asm
2	0122459	4	Screw-Hex, 0.505-NC x 2.00, GR2, PD	25	6600323	AR	Packing
3	9411727	4	Nut-Hex, Lock, 0.50NC EA, PD	26	3383153	1	Tank Weldment-SmartClean, Heated
4	3311022	2	Band-Support, Fuel Tank	27	3362145	3	Valve Asm-Ball, Smart Clean
5	9413948	4	Nut-Hex, Lock, 0.62NC, EA, GRA, PD	28	5005423	1	Decal: Fill With Release Agent Only
6	9422850	4	Washer-Flat, 0.62A (0.65 x 1.31)HN	29	3370988	1	Decal: Smart Clean, Spray Bar/Asphalt
7	3360726	4	Bolt-Hook, Bit, Frame Truck	30	3370989	1	Decal: Smart Clean Tank Empty
8	0108686	2	Elbow-Pipe, 90, ST, 0.50"NPT, PN (Install if Heated SmartClean System)	31	3383276	1	Bracket-Cylinder Holder
9	6600647	1	Hose End-12 x 12MP, ST, LPSP	32	3383277	1	Plate-Linkage Clamp, Smart Clean
10	0144129	1	Elbow-Pipe, 90, 0.75"NPT, PD	33	0180048	2	Capscrew-Gr5, 0.25"UNC x 2.5" Lg
11	6200530	1	Nipple-PP, Sch80, 0.75"CL, PD	34	6100713	2	Nut-Flanged, 1/4-20NC
12	6100235	1	Cap-Filler, Fuel Tank	35	6602338	1	Cylinder-Air, 1.06 3 DBL ACT
13	6601307	1	Gauge-Liquid, Level, 14"	36	3383278	1	Plate-Ball Valve, Smart Clean
14	3390570	1	Plate-Identification Fuel Tank	37	0124944	1	Nut-Hex, Jam, 0.63"NC, PD
15	3383159	1	Decal-Smart Clean	38	6602901	1	Valve-Air, Solenoid, 4Way-2Position
16	0144033	1	Bushing-Pipe, 0.75" x 0.25"NPT, PN	39	6603831	3	Adapter, Air, 90, 04Tube-02MPX, PD
17	6500039	1	Thermometer, 2.0" Dial, 9.0" Dual	40	0192042	1	Nipple-Sch40, 0.12"x1.5", PD
18	6200153	1	Plug-Pipe, SqHd, 3.0"NPT, PN	41	0180024	1	Capscrew-Gr5, 0.25"UNC x 1.25" Lg
19	6600162	1	Cock-Drain, 0.25", External Seat	42	6100400	1	Nut-Lock, 1/4-20Nylon, 18-8SS, Hex
20	6100880-05	3	Bolt-Wiz, 0.375"UNC x 1.5", Gr5, PD	43	0120386	2	Washer-Flat, SAE STD, 0.25"
21	2600371	3	Bolt-Eye, 20" Manhole	44	6602339	1	Clevis-Rod, Cylinder
22	6002390	3	Nut-Hex, Ser Flg, 0.38"NC Gr2, PD	45	6601177	1	1.0" Ball Balve
23	3383158	1	Plate-Lid, SmartClean	46	6604727	1	0.25" Tube, PTFE

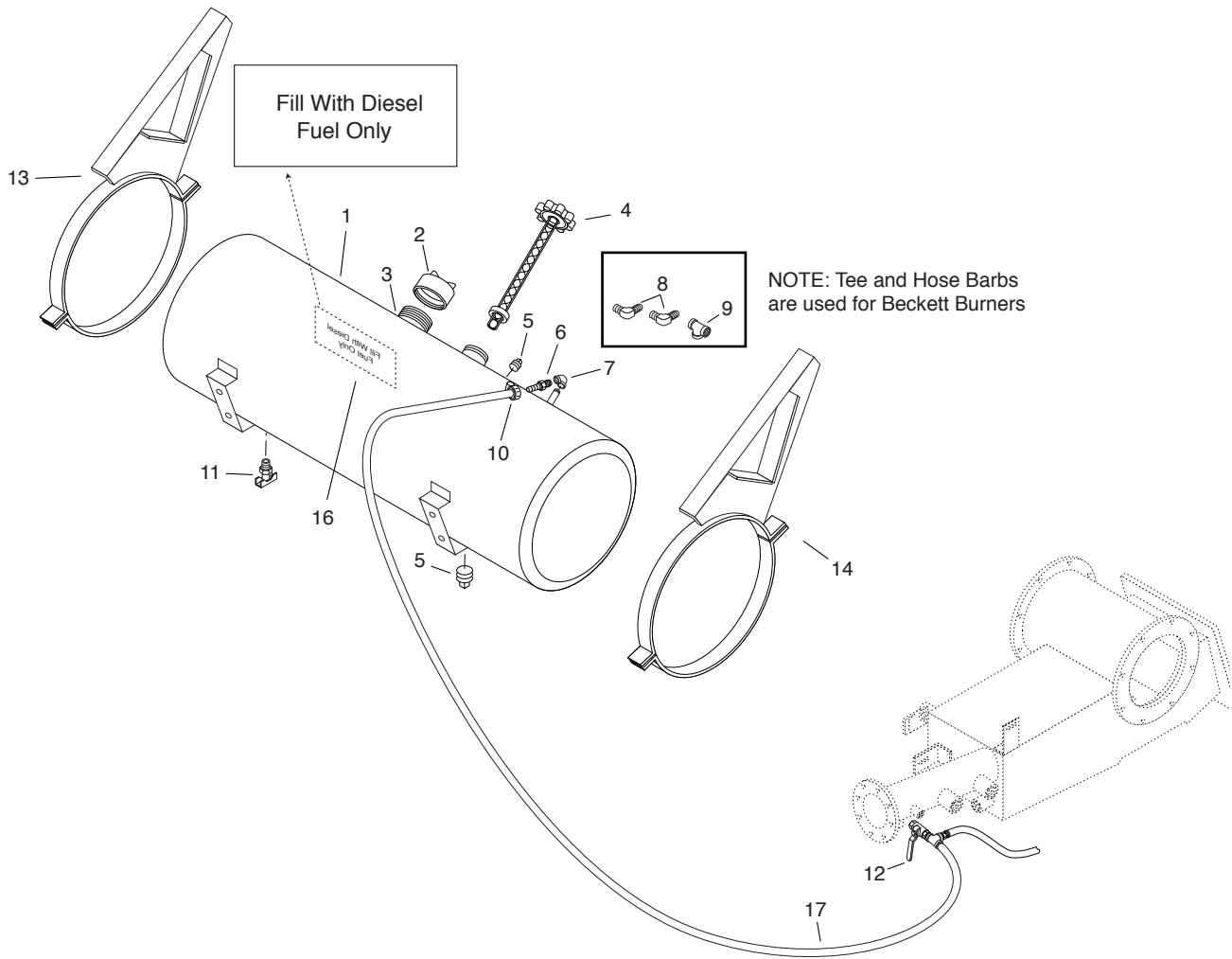
Power Washdown And Self Flushing System



REF	PART NO.	QTY	DESCRIPTION	REF	PART NO.	QTY	DESCRIPTION
1	3380857	1	Fuel Tank Asm, 12" x 50"	16	6604247	1	Gun-Air Blow, Lever Operated
	3380858	1	Fuel Tank Asm, 14" x 42"	17	3382539	1	Bracket Asm
2	6100235	1	Filler Cap	18	3382588	1	Mount-Plate, Reel
3	3360180	1	Plate - FILL W/DIESEL FUEL ONLY	19	6601821	1	Coupling-Quick Connect, 0.25NPT
4	6601306	1	Gauge-Liquid, 12" Tank	20	6601820	1	Nipple-Quick Connect, 0.25
	6601307	1	Gauge-Liquid, 14" Tank	21	6600324	AR	Hose-0.38 (Specify Length)
5	0219189	2	Plug-Pipe, SqHd, 0.25	22	4480132	1	Wand
6	6445028	2	Hose End-04 x 04MP, ST	23	3361014	1	Hose & Wand Asm - 26' (Includes Ref 10, 20-22)
7	0105413	1	Elbow-Pipe, 0.25NPT	24	3381297	1	Bracket Asm-Tank, Fuel, Hyd, LH, 12"
8	6602402	2	Hose Barb-06 x 04MP90 LP		3381561	1	Bracket Asm-Tank, Fuel, Hyd, LH, 14"
9	0105417	1	Tee-0.25NPT	25	3381296	1	Bracket Asm-Tank, Fuel, Hyd, RH, 12"
10	6001005	6	Clamp-Hose, Screw Type, M5		3381560	1	Bracket Asm-Tank, Fuel, Hyd, RH, 14"
11	6601452	AR	Hose, 0.25 (Specify Length)	26	6602400	3	Hose Barb-04 x 04MP, 90, LP
12	6600162	1	Drain Cock, 0.25	27	6500336	1	Valve-Ball 0.25"
13	3370502	1	Pump-Fuel, Electric, 12V				
14	6603836	1	Hose Reel-Spring Rewind-OPTIONAL				
15	0119920	1	Nipple, 0.25 x 2.00				

AR = As Required

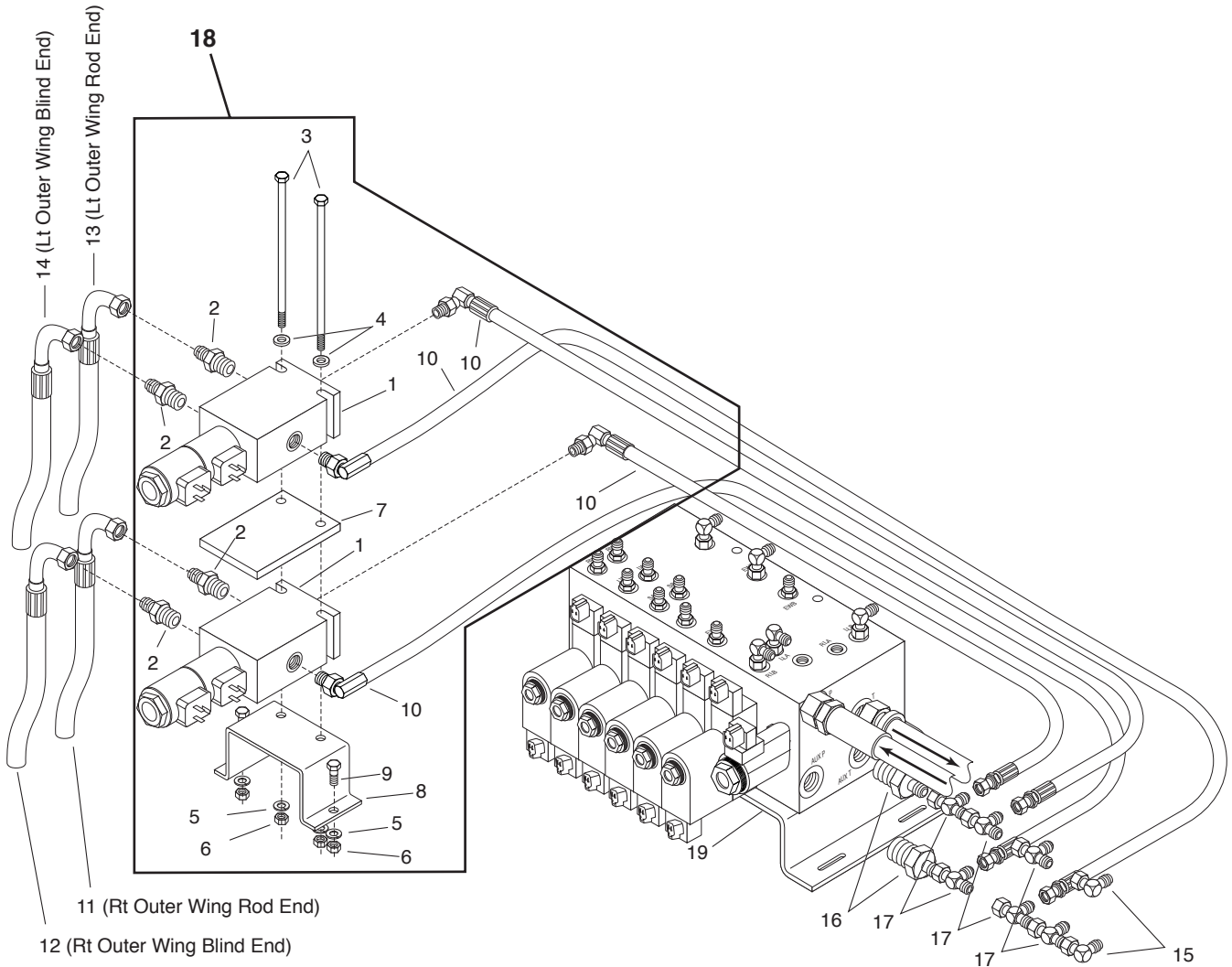
Self Flushing Line And Fuel Tank Assembly



SPRAY SYSTEM

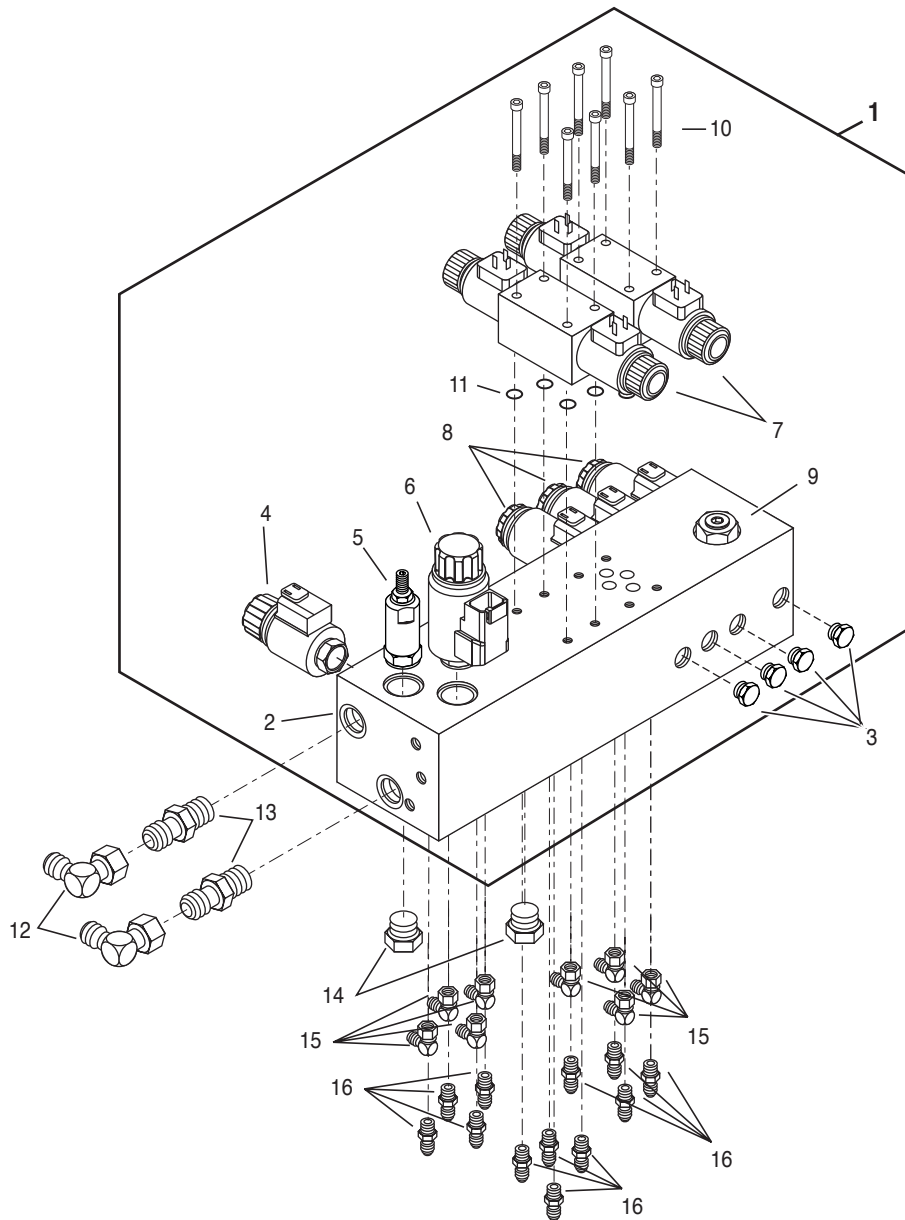
REF	PART NO.	QTY	DESCRIPTION	REF	PART NO.	QTY	DESCRIPTION
1	3380857	1	Fuel Tank Asm, 12" x 50"	13	3381297	1	Bracket Asm-Tank, Fuel, Hyd, LH, 12"
	3380858	1	Fuel Tank Asm, 14" x 42"		3381561	1	Bracket Asm-Tank, Fuel, Hyd, LH, 14"
2	6100235	1	Filler Cap	14	3381296	1	Bracket Asm-Tank, Fuel, Hyd, RH, 12"
3	3360180	1	Plate-Fill with Diesel Fuel Only		3381560	1	Bracket Asm-Tank, Fuel, Hyd, RH, 14"
4	6601306	1	Liquid Level Gauge, 12" Tank	15	0119920	1	Nipple-Sch 40, 0.25 x 2.00,PN
	6601307	1	Liquid Level Gauge, 14" Tank	16	3360180	1	Decal-Fill With Diesel Fuel Only
5	0219189	1	Pipe Plug, 0.25, SqHd	17	6601452	AR	Hose-0.25 Per Ft.
6	6601794	1	Hose End-04 x 04MPX, ST, MP				AR = As Required
7	0105413	1	Elbow-PP, 90, 0.25NPT				
8	6602402	1	Hose Barb-06 x 04MP90, LP				
9	0105417	1	Tee-Pipe, 0.25NPT				
10	6001005	2	Hose Clamp, Screw Type, MS				
11	6600162	1	Drain Cock-0.25"				
12	6500366	1	Valve-Ball 0.25"				

Solenoid Valves For Multifold Spraybars Tri-Fold Shown



REF	PART NO.	QTY	DESCRIPTION	REF	PART NO.	QTY	DESCRIPTION
1	6604692	2	Valve-Sol., 4-Way, 3 Pos, Closed	14	3361683	1	Hose Asm-04 x 302, 04MPX-04FJX
2	6604109	4	Adapter-Hyd, ST, 06MB-04MJ	15	9410278	2	Elbow-Hyd, 90, 04FIX-04MJ
3	0173206	2	Screw-0.25NC x 3.50	16	6602363	2	Adapter-Hyd, ST, 08MB-04MJ
4	0120386	2	Flat Washer-0.25	17	6602140	6	Tee-Hyd, 04MJ-04FJX-04MJ
5	0120380	4	Lock Washer-0.25	18	3361920	1	Valve Asm (Includes Ref 1-10)
6	0120375	4	Nut-0.25NC	19	6604111	1	Manifold Asm- Ref Only
7	3311294	1	Spacer Plate				
8	3311502	1	Bracket				
9	0121900	2	Screw-0.25NC x 1.00				
10	3361962	4	Hose Asm-04 x 24, 06MBX90-04FJX				
11	3361680	1	Hose Asm-04 x 298, 04MPX-04FJX				
12	3361681	1	Hose Asm-04 x 308, 04MPX-04FJX				
13	3361682	1	Hose Asm-04 x 292, 04MPX-04FJX				

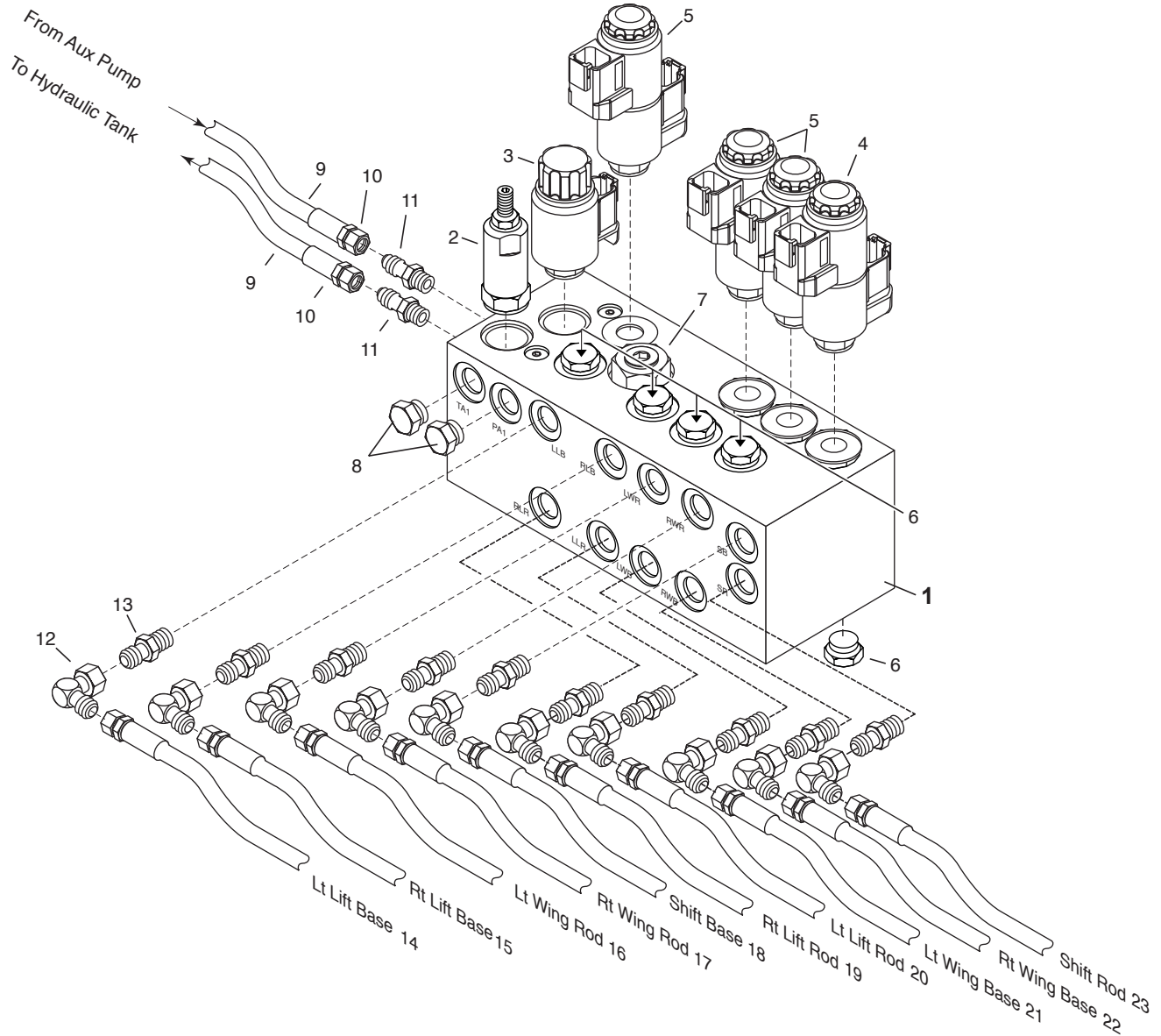
Hydraulic Manifold Assembly - Variable Width Spray Bar



HYDRAULIC

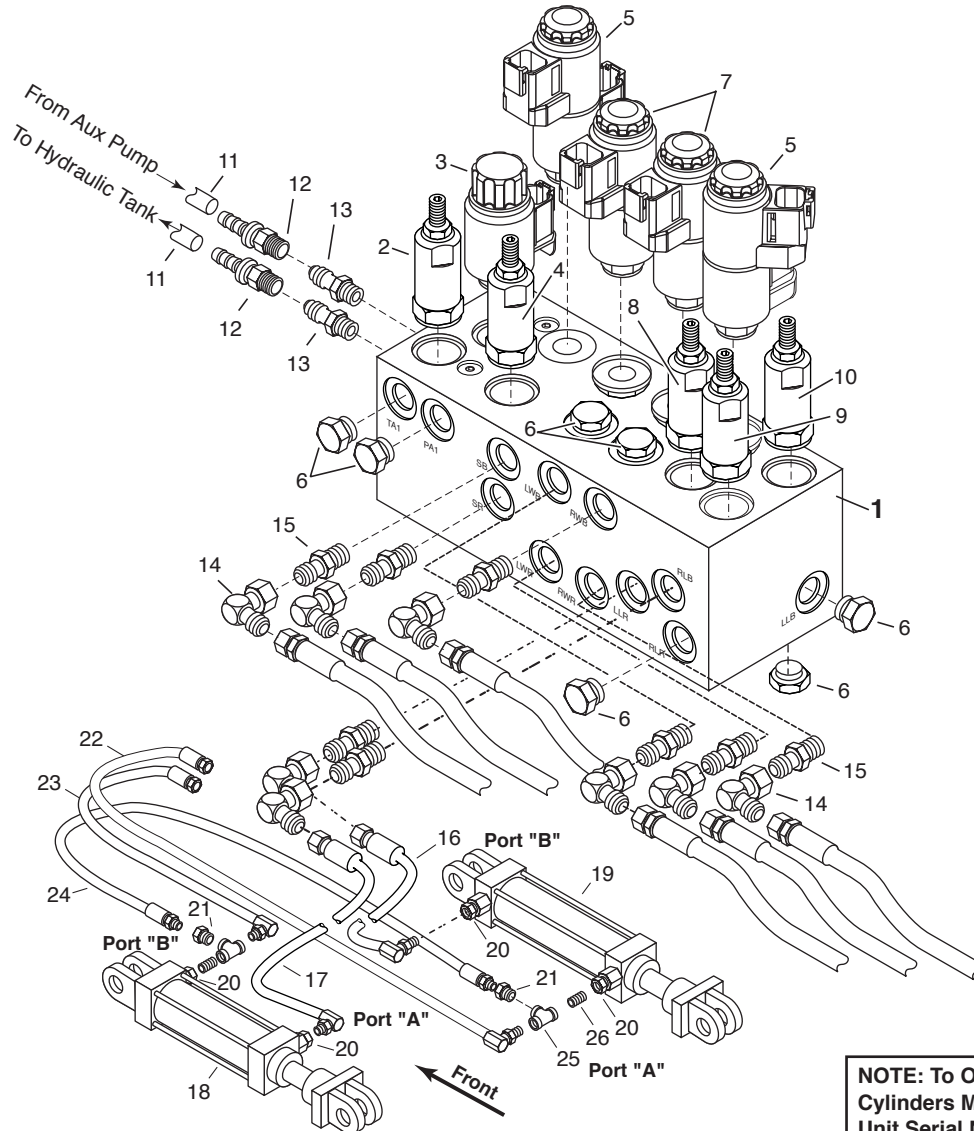
REF	PART NO.	QTY	DESCRIPTION	REF	PART NO.	QTY	DESCRIPTION
1	6604112	1	Manifold Asm (Includes Ref 2-11)	8	7051167	3	Valve-Cart, Sol, 3Pos/4Way
2	7050451	1	Manifold Block-No Valves	7051225	1	Coil-Solenoid, Replacement	
3	7051223	4	Valve-Cart, Check	9	7051224	1	Valve-Cart, 50/50 Flow Div, 4GPM
4	7051170	1	Valve-Cart, 2 Way, 2 Pos, Sol	10	0147117	8	Screw-Hex, Sock, 10NC x 2.0", PD
	7051226	1	Coil-Solenoid, Replacement	11	0274244	8	O-Ring
5	7051168	1	Valve-Cart, Relief	12	9410281	2	Elbow-Hydr,90,08FJX-08MJ
6	7051310	1	Valve-Cart, 3Pos/4Way	13	9410203	2	Adapter-Hydr,St,08MB-08MJ
	7051311	1	Coil-Solenoid, Replacement	14	9410359	2	Plug-Hydr,08MB
7	6602723	2	Valve-Prop, 4Way/3Pos, D03	15	9410278	8	Elbow-Hydr,90,04FJX-04MJ
				16	9410200	12	Adapter-Hydr,St,04MB-04MJ

4 Station Manifold Assembly



REF	PART NO.	QTY	DESCRIPTION	REF	PART NO.	QTY	DESCRIPTION
1	6604110	1	Manifold Assembly (Includes Ref 2-8)	10	6600663	2	Hose End-08 x 08MP, ST, LPSP
	6604112	1	Manifold-Hyd, 2 Prop - 4 On/Off	11	9410203	2	Adapter-Hyd, ST, 08MB-08MJ
2	7051168	1	Valve-Cart, Relief	12	9410278	10	Elbow-Hyd, 90, 04FJX-04MJ
3	7051170	1	Valve-Cart, 2Pos/2Way, w/ 2 Solenoids	13	9410200	10	Adapter-Hyd,ST,04MB-04MJ
	7051226	1	Coil-Solenoid, Replacement	14	3361096	1	Hose Asm-04 x 126,04FJX-06MPX90
4	7051192	1	Valve-Cart, 3Pos/4Way, w/ 2 Solenoids	15	3361671	1	Hose Asm-04 x 132, 04FJX-06MPX90
	7051225	1	Coil-Solenoid, Replacement	16	3361094	1	Hose Asm-04 x 174,04FJX-06MPX90
5	7051167	3	Valve-Cart, 3Pos/4Way, w/ 2 Solenoids	17	3361095	1	Hose Asm-04 x 166,04FJX-06MPX90
	7051225	1	Coil-Solenoid, Replacement	18	3361098	1	Hose Asm-04 x 136,04FJX-06MPX90
6	7051223	8	Valve-Cart, Check	19	3361672	1	Hose Asm-04 x 155,04FJX-06MPX90
7	7051224	1	Valve-Cart, 50/50 Flow Div, 4GPM	20	3361097	1	Hose Asm-04 x 149,04FJX-06MPX90
8	7050513	2	Orifice Plug	21	3361092	1	Hose Asm-04 x 180,04FJX-06MPX90
9	6600662	2	Hose-0.5" Fuel/Air (Specify Length)	22	3361093	1	Hose Asm-04 x 160,04FJX-06MPX90
				23	3361099	1	Hose Asm-04 x 146,04FJX-06MPX90

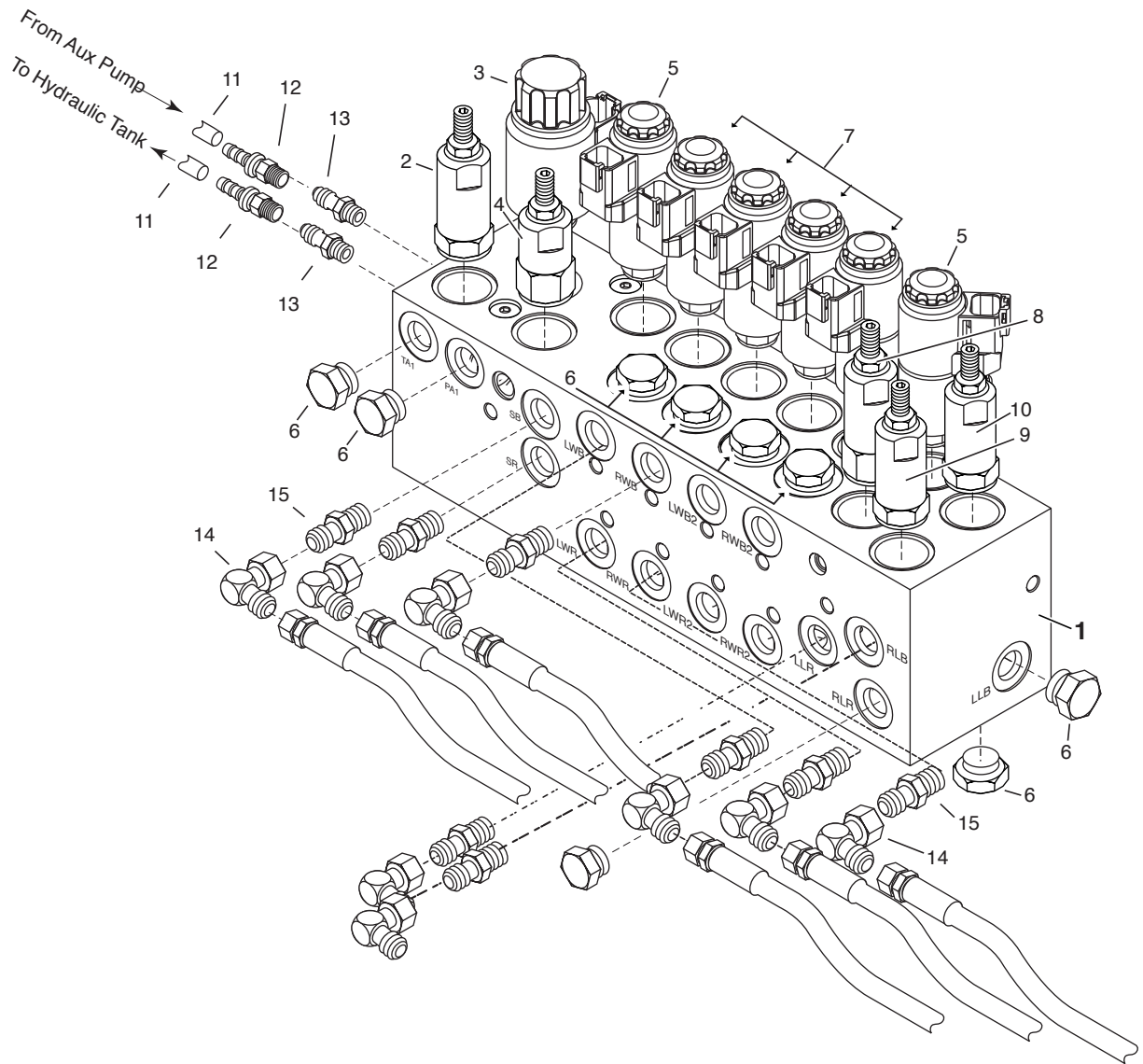
4 Station Heavy Duty Hydraulic Manifold Used on 18 Ft and Longer Spraybars



NOTE: To Order Manifold Or Cylinders Must Specify Unit Serial Number

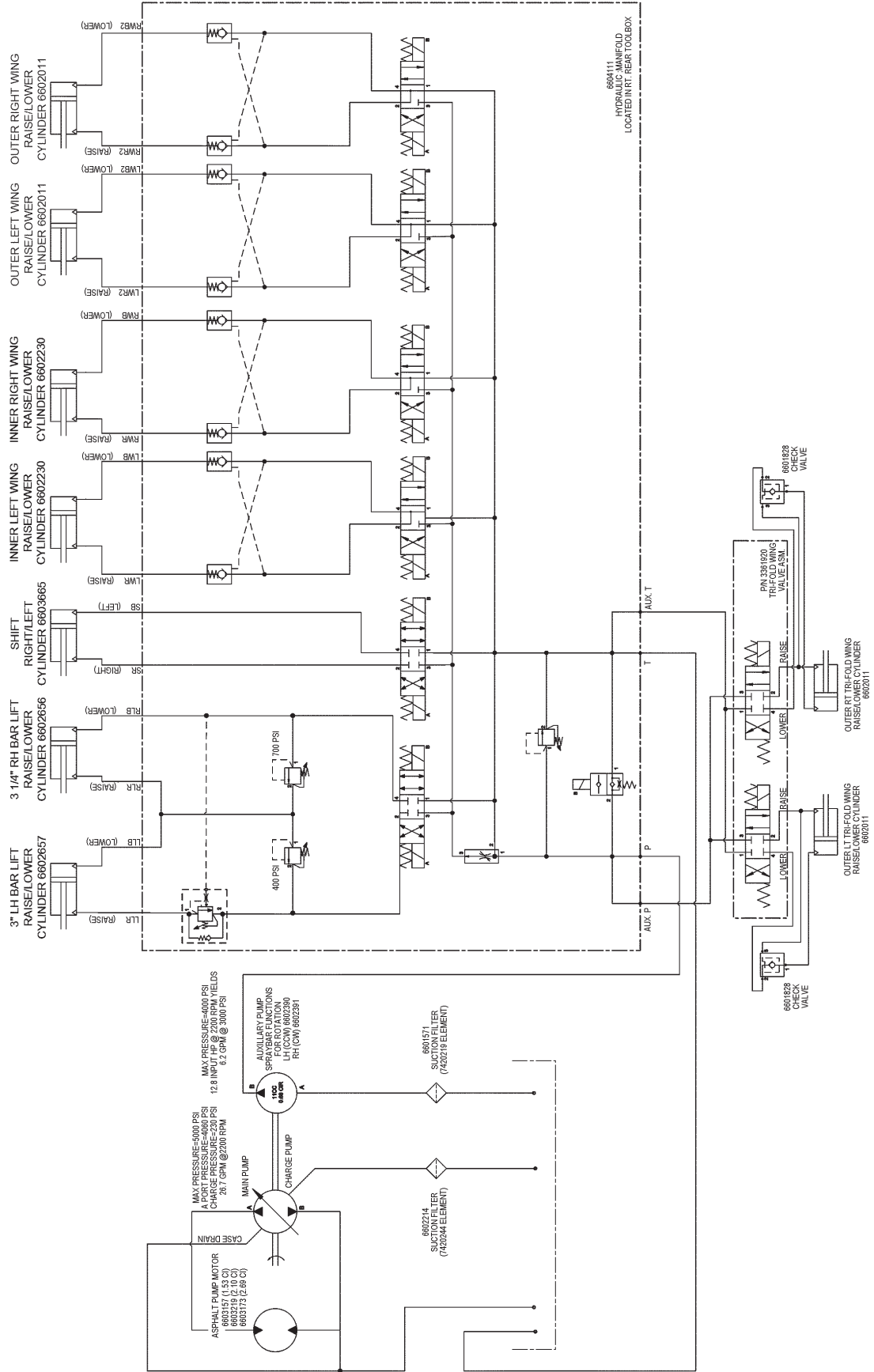
REF	PART NO.	QTY	DESCRIPTION	REF	PART NO.	QTY	DESCRIPTION
1	6604023	1	Manifold-4 Station Heavy Duty (Includes Ref 2-10)	12	6600663	2	Hose End-08 x 08MP, ST, LPSP
2	7051168	1	Valve-Cart, Relief	13	9410203	2	Adapter-Hyd, ST, 08MB-08MJ
3	7051170	1	Valve-Cart, 2Pos/2Way, w/ 2 Solenoids	14	9410278	6	Elbow-Hyd, 90, 04FJX-04MJ
	7051226	1	Coil-Solenoid, Replacement	15	9410200	6	Adapter-Hyd, ST, 04MB-04MJ
4	7051246	1	Valve-Cart, Priority Flow	16	3361671	1	Hose Asm-04x126, 06MPX90-04FJX
5	7051192	2	Valve-Cart, 3Pos/4Way, w/ 2 Solenoids	17	3361097	1	Hose Asm-04x137, 06MPX90-04FJX
	7051225	1	Coil-Solenoid, Replacement	18	6602657	1	Cylinder-Hyd, 3.00
6	7051223	4	Valve-Cart, Check	19	6602656	1	Cylinder-Hyd, 3.25
7	7051167	2	Valve-Cart, 3Pos/4Way, w/ 2 Solenoids	20	0144039	4	Bushing-Pipe, .50 x .38
	7051225	1	Coil-Solenoid, Replacement	21	0144036	2	Bushing-Pipe, 0.38 x 0.25NPT
8	7051245	1	Valve-Cart, Counter Balance	22	3361672	1	Hose Asm-04x137, 06MPX90-04FJX
9	7051244	1	Valve-Cart, Relief	23	3361096	1	Hose Asm-04x126, 06MPX90-04FJX
10	7051243	1	Valve-Cart, Relief	24	3180674	1	Hose Asm-04x34, 04MPX-04MPX
11	6600662	2	Hose-0.5" Fuel/Air (Specify Length)	25	6602750	2	Tee-Pipe, 0.38 x 0.25NPT
				26	0111305	2	Nipple-Pipe, 0.38 x 1.12 Lg

6 Station Manifold Assembly



REF	PART NO.	QTY	DESCRIPTION	REF	PART NO.	QTY	DESCRIPTION
1	6604111	1	Manifold-Hyd, 6 Station (Includes Ref 2-10)	12	6600663	2	Hose End-08 x 08MP, ST, LPSP
2	7051168	1	Valve-Cart, Relief	13	9410203	2	Adapter-Hyd, ST, 08MB-08MJ
3	7051170	1	Valve-Cart, 2Pos/2Way, w/ 2 Solenoids	14	9410278	10	Elbow-Hyd, 90, 04FJX-04MJ
	7051226	1	Coil-Solenoid, Replacement	15	9410200	10	Adapter-Hyd, ST, 04MB-04MJ
4	7051246	1	Valve-Cart, Priority Flow				
5	7051192	2	Valve-Cart, 3Pos/4Way, w/ 2 Solenoids				
	7051225	1	Coil-Solenoid, Replacement				
6	7051223	6	Valve-Cart, Check				
7	7051167	4	Valve-Cart, 3Pos/4Way, w/ 2 Solenoids				
	7051225	1	Coil-Solenoid, Replacement				
8	7051245	1	Valve-Cart, Counter Balance				
9	7051244	1	Valve-Cart, Relief				
10	7051243	1	Valve-Cart, Relief				
11	6600662	2	Hose-0.5" Fuel/Air (Specify Length)				

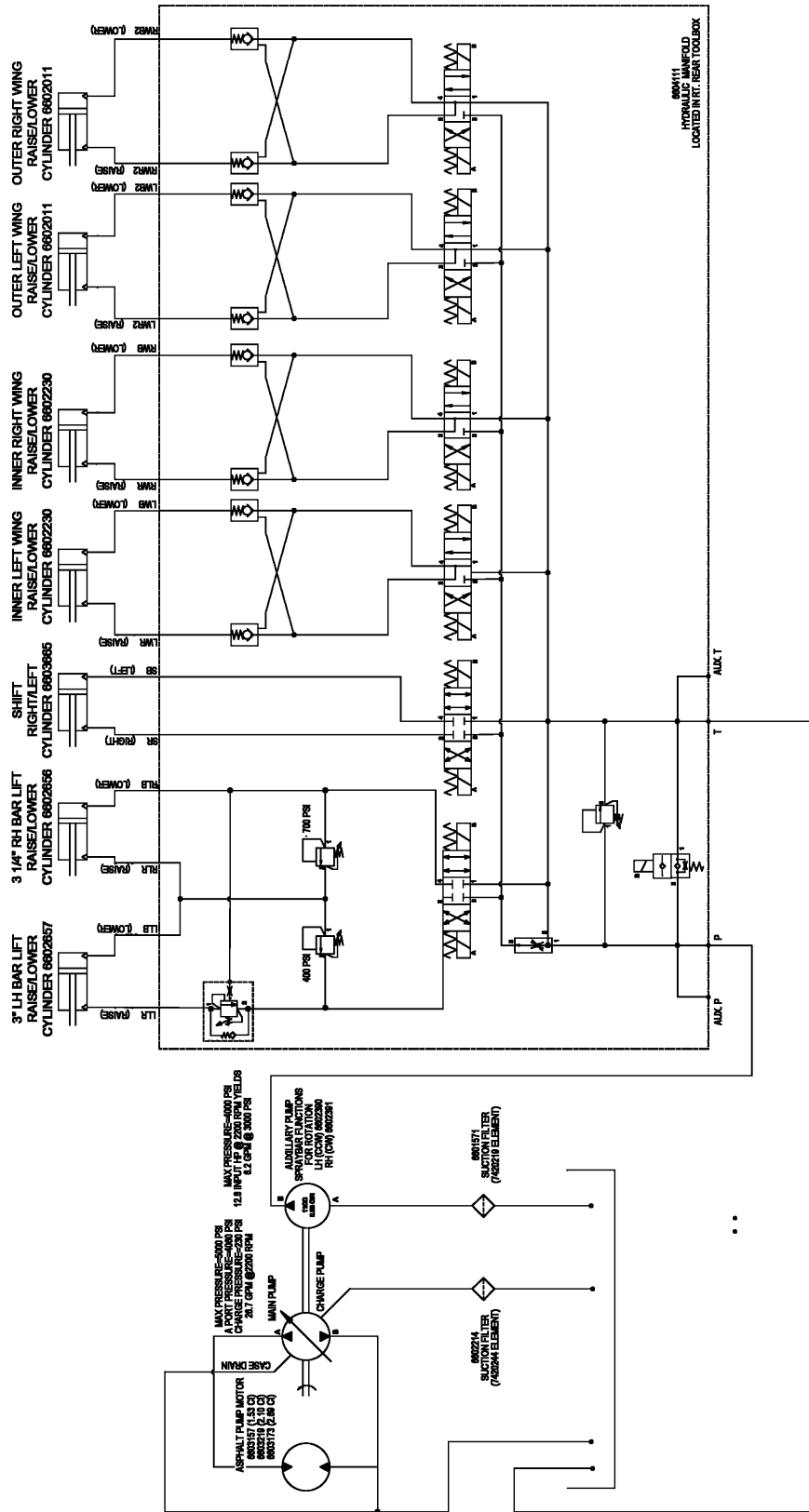
Schematic 9305337 - 8 Station Manifold Block



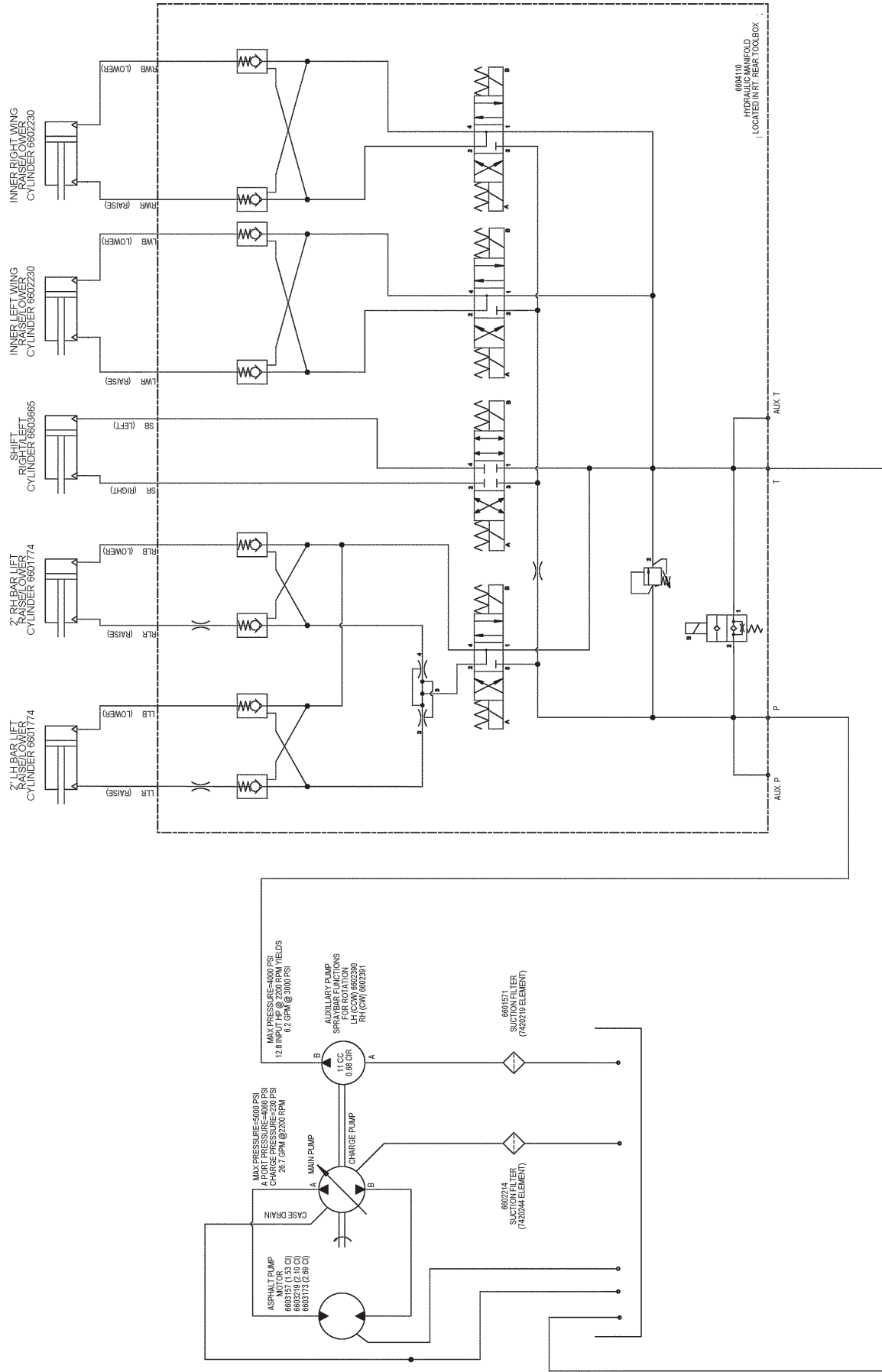
HYDRAULIC DIAGRAMS

Schematic 9305330 - Standard H.D. 6 Station Manifold Block

HYDRAULIC DIAGRAMS



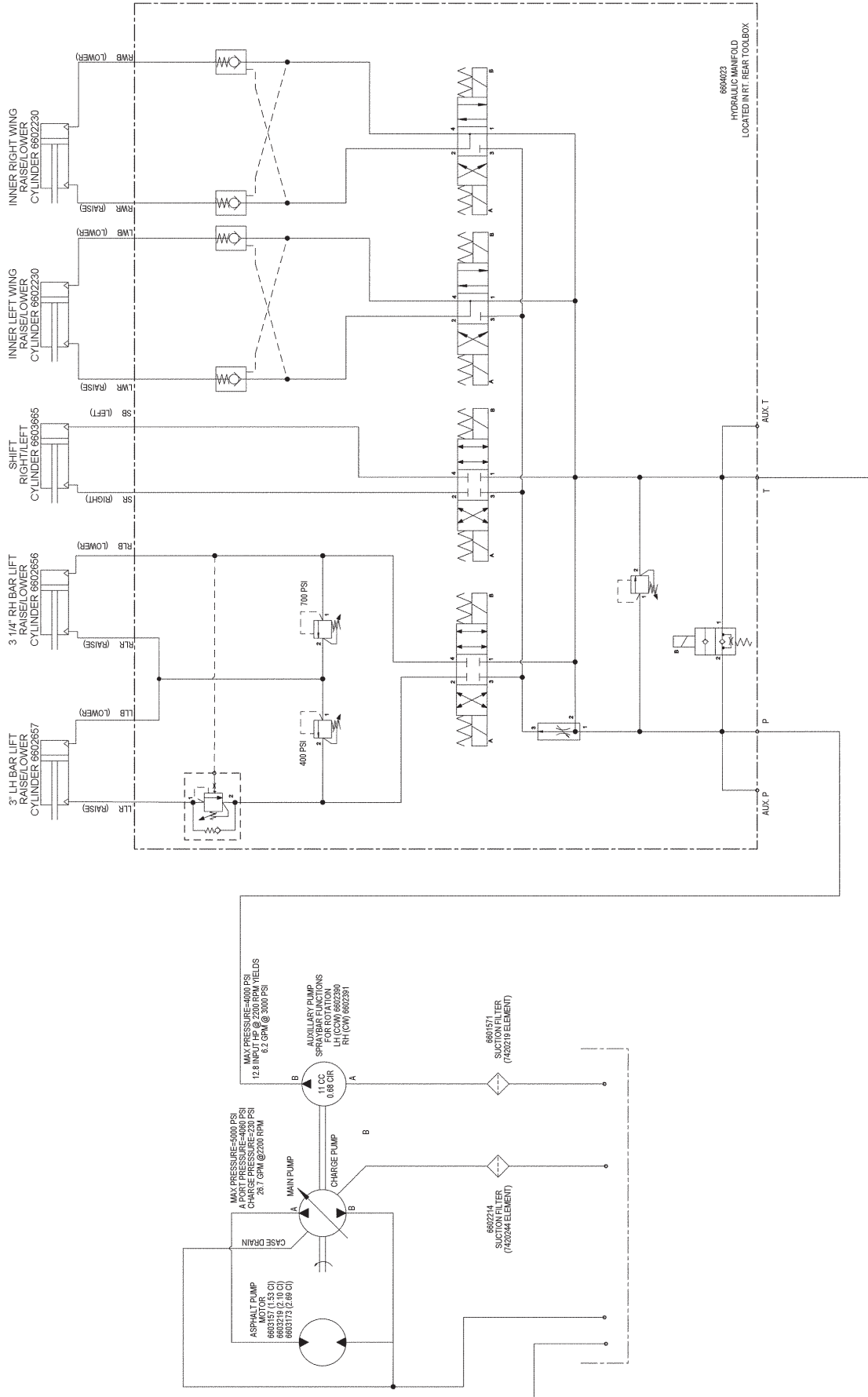
Schematic 9305322 - Standard 4 Station Manifold Block



HYDRAULIC DIAGRAMS

Schematic 9305329 - Heavy Duty 4 Station Manifold Block

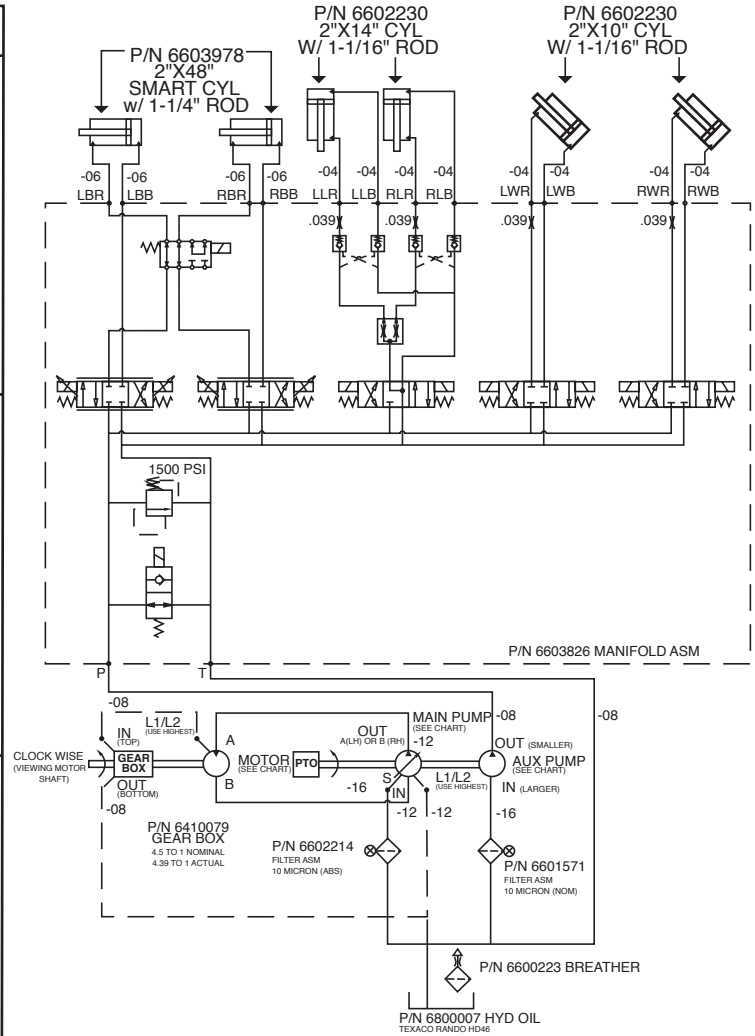
HYDRAULIC DIAGRAMS



Schematic 9306083 - Variable Width Spray Bar Shift and Lift

PTO ROTATION	MAIN PUMP	AUX PUMP	MOTOR
LH (CCW)	P/N 6603243 (W/O SPEED) 42 SERIES 51 cc (3.11 cir) 345 bar (5004 psi) CHARGE PUMP 15.6 cc (0.95 cir) 20 bar (290 psi)	P/N 6603432 23 cc (1.40 cir)	P/N 6603157 25 cc (1.53 cir) LOOP FLUSH 0.85 GPM @ 290 PSI
RH (CW)	P/N 6603242 (W/O SPEED) 42 SERIES 51 cc (3.11 cir) 345 bar (5004 psi) CHARGE PUMP 15.6 cc (0.95 cir) 20 bar (290 psi)	P/N 6603436 23 cc (1.40 cir)	
LH (CCW)	P/N 6603759 (W/O SPEED) 90 SERIES 75 cc (4.57 cir) 350 bar (5076 psi) CHARGE PUMP 20 cc (1.22 cir) 20 bar (290 psi)	P/N 6603432 23 cc (1.40 cir)	P/N 6603219 35 cc (2.14 cir) LOOP FLUSH 165 GPM @ 290 PSI
RH (CW)	P/N 6603758 (W/O SPEED) 90 SERIES 75 cc (4.57 cir) 350 bar (5076 psi) CHARGE PUMP 20 cc (1.22 cir) 20 bar (290 psi)	P/N 6603436 23 cc (1.40 cir)	
LH (CCW)	P/N 6603761 (W/O SPEED) 90 SERIES 100 cc (6.10 cir) 350 bar (5076 psi) CHARGE PUMP 20 cc (1.22 cir) 20 bar (290 psi)	P/N 6603432 23 cc (1.40 cir)	P/N 6603173 44 cc (2.69 cir) LOOP FLUSH 165 GPM @ 290 PSI
RH (CW)	P/N 6603760 (W/O SPEED) 90 SERIES 100 cc (6.10 cir) 350 bar (5076 psi) CHARGE PUMP 20 cc (1.22 cir) 20 bar (290 psi)	P/N 6603436 23 cc (1.40 cir)	

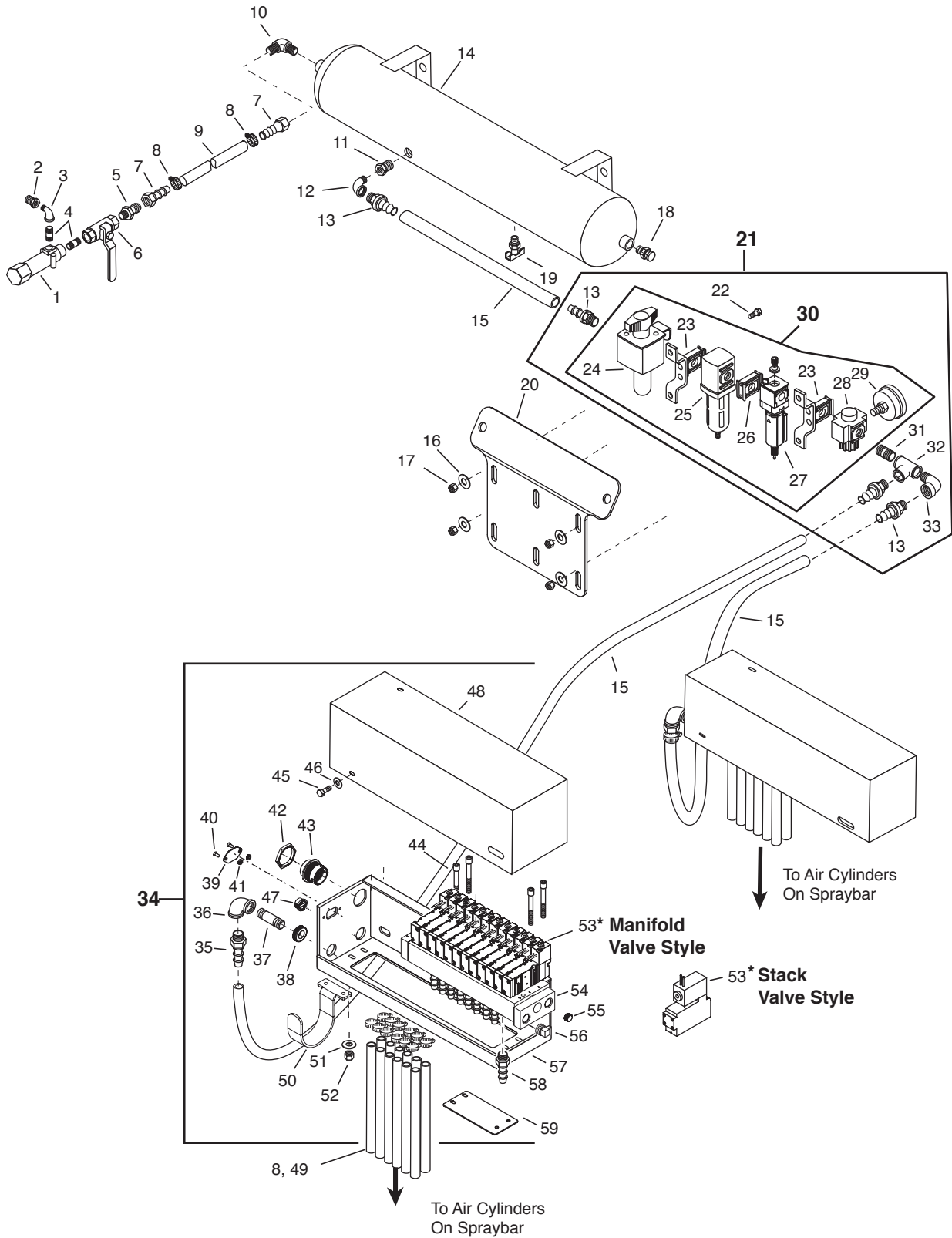
MAIN PUMP ROTATION	HIGH PRESSURE GAUGE PORT	CHARGE PRESSURE GAUGE PORT
LH (CCW)	M2	M3
RH (CW)	M1	



HYDRAULIC DIAGRAMS

REF	PART NO.	QTY	DESCRIPTION	REF	PART NO.	QTY	DESCRIPTION
LBR	6603674	1	Hose Asm-06 x 46.5, 06FJX-06FJX90 <i>Labeled "Smart Cyl Rod End"</i>	RLR	6603404	1	Hose Asm-04 x 36, 04FJX-06MPX90 <i>Labeled "Right Lift Rod End"</i>
LBB	6603673	1	Hose Asm-06 x 70, 06FJX-06FJX90 <i>Labeled "Smart Cyl Base End"</i>	RLB	6603403	1	Hose Asm-04 x 48.5, 04FJX-06MPX90 <i>Labeled "Right Lift Base End"</i>
RBR	6603674	1	Hose Asm-06 x 46.5, 06FJX-06FJX90 <i>Labeled "Smart Cyl Rod End"</i>	LWR	6603635	1	Hose Asm-04 x 145.5, 04FJX-06MPX90 <i>Labeled "Left Wing Rod End"</i>
RBB	6603673	1	Hose Asm-06 x 70, 06FJX-06FJX90 <i>Labeled "Smart Cyl Base End"</i>	LWB	6603637	1	Hose Asm-04 x 131.5, 04FJX-06MPX90 <i>Labeled "Left Wing Base End"</i>
LLR	6603402	1	Hose Asm-04 x 44, 04FJX-06MPX90 <i>Labeled "Left Lift Rod End"</i>	RWR	6603636	1	Hose Asm-04 x 147, 04FJX-06MPX90 <i>Labeled "Right Wing Rod End"</i>
LLB	6603401	1	Hose Asm-04 x 56, 04FJX-06MPX90 <i>Labeled "Left Lift Base End"</i>	RWB	6603638	1	Hose Asm-04 x 133, 04FJX-06MPX90 <i>Labeled "Right Wing Base End"</i>

Air Supply - Standard Bar - 1' Increments



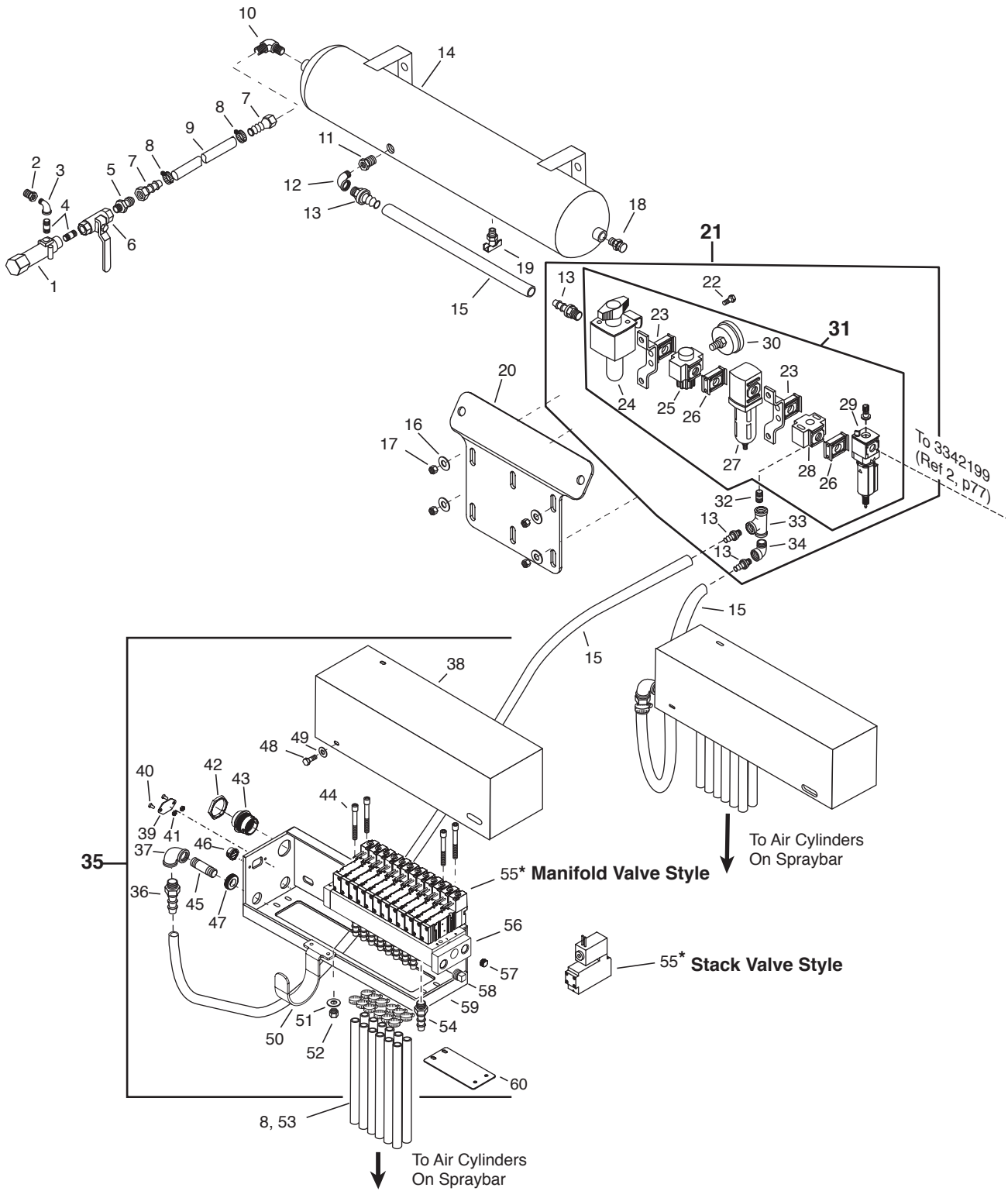
AIR SYSTEM

Air Supply - Standard Bar - 1' Increments

REF	PART NO.	QTY	DESCRIPTION	REF	PART NO.	QTY	DESCRIPTION
1	6600304	1	Valve-Pressure Regulator	39	3361882	1	Plate-Cover, Tilt Switch Plug
2	0119931	4	Bushing-PP,0.38 x 0.25NPT,PN	40	0436750	2	Screw-Mach, PNSL, 10NF x 0.50, PD
3	0105423	2	Elbow-PP,90,ST,0.25NPT,PN	41	0120631	2	Nut-Hex, Mach, 10NC, PD
4	0105407	3	Nipple-PP,Sch 40,0.25 x 1.50,PN	42	6704540	1	Nut-HDP20, 24 Shell
5	0118750	1	Adapter-Auto,ST,04MP-06MS	43	3370850	1	Harness-L Valve Bank, SB, 16, C-3687
6	6500366	1	Valve-Ball .25"		3370851	1	Harness-R Valve Bank, SB, 16, C-3688
7	6600306	2	Hose End-06 x 06FSX,ST,LPSP	44	0138207	4	Cap Screw-Hex Skt, 1/4-20 x 2.25
8	6000087	AR	Clamp-Hose,,56-1.06	45	0180018	8	Screw-Hex, 0.25"NC x 0.63", Gr5, PD
9	6600324	AR	Hose-Hyd,0.38,300 WP/FT	46	0120380	6	Washer-Lock, 0.25", Spring, PD
10	6200179	1	Elbow-Flared Tube,Leggett 10F33	47	6604636	1	Vent-Breather, Snap-In, 1"
11	0144034	1	Bushing-PP,0.75 x 0.50NPT,PN	48	3361932	1	Cover-Air Valve Box, No Tilt
12	0108686	3	Elbow-PP, 90,ST,0.50NPT,PN		3361925	1	Cover-Manifold Valve Box, Plug In
13	6600663	4	Hose-End,08 x 08MP,ST,LPSP	49	6309255	AR	Hose-Fuel, 0.19ID/FT
14	6603024	1	Reservoir-Air 6.00 x 35.2	50	3382411	1	Yoke-Bolt On
15	6600662	AR	Hose-Push Lok,Parker 801-8	51	0120386	12	Washer-Flat, 0.25A (0.31 x 0.73), PD
16	0120386	8	Washer-Flat,0.25A(0.31 x 0.73),PD	52	9413946	6	Nut-Hex, Lock, 0.25"NC, EA, PD
17	9413946	8	Nut-Hex,Lock,0.25NC,EA,PD	53*	MANIFOLD STYLE		
18	6600299	1	Vlv-Safety,Midland 110715		6604693	1	Manifold Asm, 12Sta, 400, Diode
19	6600162	2	Cock-Drain,0.25 In. Spanco Brs.		6604694	AR	Manifold Asm-1Sta, Add On
20	3361305	1	Bracket-Mtg. Modular Filter/Reg/Lube		7051248	AR	Valve-Mac Manifold
21	3361306	1	Kit-Filter/Reg/Lub Asm-Wilkerson (Includes Assembly 30, & Ref 13, 22, 31-33)		STACK VALVE STYLE		
					6604037	AR	Valve-Air, 2 Pos, 4 Way, 12VDC, Mac
					6604038	AR	Coil
22	0121887	4	Screw-Hex,0.25NC x 0.75,GR2,PD		7420231	1	Gasket-Stacking, Air Valve, Mac
23	7050062	2	T-Bracket/Joiner-Filter/Lube		7215169	1	Kit-Repair Spl Mac Vlv 6604037
24	7050060	1	Safety Lockout Valve, 1/2"		7530034	1	Sol & Pilot Asm for 6604037
25	7050059	1	Filter W/Auto Drain, 1/2"	54	6601456	2	End Plate Kit
	7050067	1	Filter	55	0444867	1	Plug-Auto, Hex Sock, 0.38"NPTF, PD
	7050065	1	Bowl/Guard	56	0219191	2	Plug-Pipe, SqHd, 0.38"NPT, PN
	7050066	1	O Ring	57	3361931	1	Base-Air Valve, LH
26	7050061	1	Joiner-Filter/Lube		3361933	1	Base-Air Valve, RH
27	7050058	1	Lubricator,1/2"		3361921	1	Base-Manifold Valve, LH
	PD11195	1	Sight Dome Asm		3361924	1	Base-ManifoldValve, RH
	7050064	1	Bowl/Guard	58	6602575	AR	Hose End, 03 x 04MP, ST
	7050066	1	O Ring	59	3361934	1	Plate-Cover, Air Valves
28	7050144	1	Regulator		3361922	1	Cover-Bottom, Manifold Valves
29	6600168	1	Gauge-Pres,2.5 In.,150 PSIG,Bot. Port				
	6602992	1	Gauge-Pres,2.5 In.,150 PSIG,Back Port				
30	6602982	1	Filter/Regulator/Lubricator Asm (Includes Ref 23-29)				AR = As Required
31	0121208	1	Nipple				
32	0144035	1	Tee-Pipe,0.50,PD				
33	0127961	2	Elbow-Pipe,90,ST,0.50NPT,PD				
34	3361929	1	Housing-Air Valves, LH, No Tilt (Includes Ref 35-48, 50-52, 55, 57, 59)				
	3361930	1	Housing-Air Valves, RH, No Tilt (Includes Ref 35-48, 50-52, 55, 57, 59)				
	3361923	1	Housing-Manifold Valves, LH, Plug In (Includes Ref 35-48, 50-52, 55, 57, 59)				
	3361926	1	Housing-Manifold Valves, RH, Plug In (Includes Ref 35-48, 50-52, 55, 57, 59)				
35	6602128	1	Hose End-08Barb x 06MP, ST, LPSP				
36	0119097	1	Elbow-Pipe, 90, 0.38"NPT, PN				
37	0120128	1	Nipple-PP, Sch40, 0.38" x 3.5", PN				
38	6703407	1	Grommet-Rubber, 11/16 Hole				

AIR SYSTEM

Air Supply - 5 x 3 Big Bar - 1' Increments



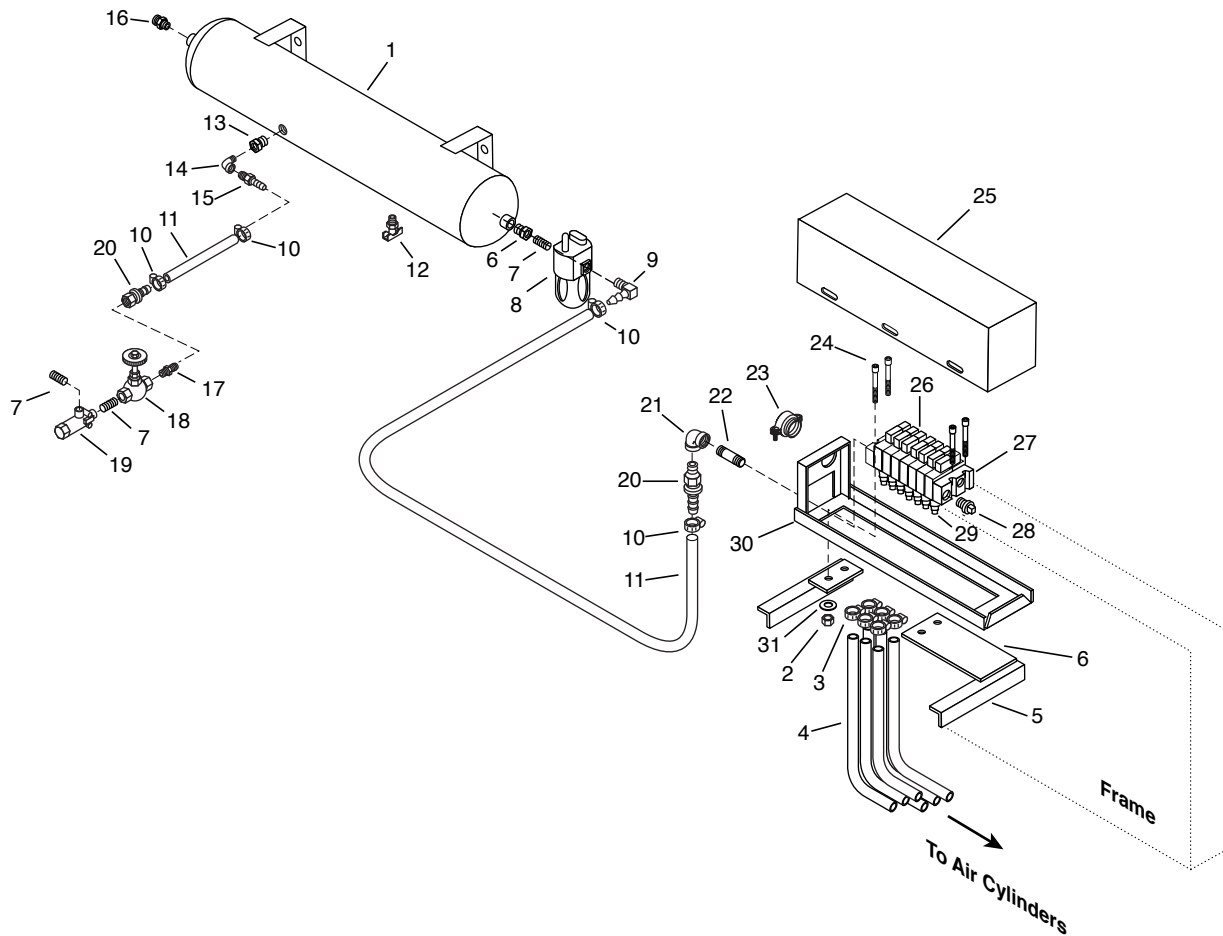
AIR SYSTEM

Air Supply - 5 x 3 Big Bar - 1' Increments

REF	PART NO.	QTY	DESCRIPTION	REF	PART NO.	QTY	DESCRIPTION
1	6600304	1	Valve-Pressure Regulator	3361925	1	1	Cover-Manifold Valve Box, Plug In
2	0119931	4	Bushing-PP,0.38 x 0.25NPT,PN	39	3361882	1	Plate-Cover, Tilt Switch Plug
3	0105423	2	Elbow-PP,90,ST,0.25NPT,PN	40	0436750	2	Screw-Mach, PNSL, 10NF x 0.50, PD
4	0105407	3	Nipple-PP,Sch 40,0.25 x 1.50,PN	41	0120631	2	Nut-Hex, Mach, 10NC, PD
5	0118750	1	Adapter-Auto,ST,04MP-06MS	42	6704540	1	Nut-HDP20, 24 Shell
6	6500366	1	Valve-Ball .25"	43	3370850	1	Harness-L Valve Bank, SB, 16, C-3687
7	6600306	2	Hose End-06 x 06FSX,ST,LPSP	3370851	1	Harness-R Valve Bank, SB, 16, C-3688	
8	6000087	AR	Clamp-Hose,.56-1.06	44	0138207	4	Cap Screw-Hex Skt, 1/4-20 x 2.25
9	6600324	AR	Hose-Hyd,0.38,300 WP/FT	45	0120128	1	Nipple-PP, Sch40, 0.38" x 3.5", PN
10	6200179	1	Elbow-Flared Tube,Leggett 10F33	46	6604636	1	Vent-Breather, Snap-In, 1"
11	0144034	1	Bushing-PP,0.75 x 0.50NPT,PN	47	67034071	1	Grommet-Rubber, 11/16 Hole
12	0108686	3	Elbow-PP, 90,ST,0.50NPT,PN	48	0180018	8	Screw-Hex, 0.25"NC x 0.63", Gr5, PD
13	6600663	4	Hose-End,08 x 08MP,ST,LPSP	49	0120380	6	Washer-Lock, 0.25", Spring, PD
14	6603024	1	Reservoir-Air 6.00 x 35.2	50	3382411	1	Yoke-Bolt On
15	6600662	AR	Hose-Push Lok,Parker 801-8	51	0120386	12	Washer-Flat, 0.25A (0.31 x 0.73), PD
16	0120386	8	Washer-Flat,0.25A(0.31 x 0.73),PD	52	9413946	6	Nut-Hex, Lock, 0.25"NC, EA, PD
17	9413946	8	Nut-Hex,Lock,0.25NC,EA,PD	53	6309255	AR	Hose-Fuel, 0.19ID/FT
18	6600299	1	Vlv-Safety,Midland 110715	54	6602575	AR	Hose End, 03 x 04MP, ST
19	6600162	2	Cock-Drain,0.25 In. Spanco Brs.	55*	MANIFOLD STYLE		
20	3361305	1	Bracket-Mtg. Modular Filter/Reg/Lub.	6604693	1	1	Manifold Asm, 12Sta, 400, Diode
21	3361306	1	Kit-Filter/Reg/Lube Asm-Wilkerson (Includes Assembly 31, & Ref 13, 22, 32-34)	6604694	AR	1	Manifold Asm-1Sta, Add On
22	0121887	4	Screw-Hex,0.25NC x 0.75,GR2,PD	7051248	AR	1	Valve-Mac Manifold
23	7050062	2	T-Bracket/Joiner, Filter/Lube	STACK VALVE STYLE			
24	7050060	1	Safety Lockout Valve, 1/2"	6604037	AR	1	Valve-Air, 2 Pos, 4 Way, 12VDC, Mac
25	7050144	1	Regulator	6604038	AR	1	Coil
26	7050061	2	Joiner-Filter/Lube	7420231	1	1	Gasket-Stacking, Air Valve, Mac
27	7050059	1	Filter W/Auto Drain, 1/2"	7215169	1	1	Kit-Repair Spl Mac Vlv 6604037
	7050067	1	Filter	7530034	1	1	Sol & Pilot Asm for 6604037
	7050065	1	Bowl/Guard	56	6601456	2	End Plate Kit
	7050066	1	O Ring	57	0444867	1	Plug-Auto, Hex Sock, 0.38"NPTF, PD
28	6603237	1	Diverter Block-Air, FRL, 1/2NPT	58	0219191	2	Plug-Pipe, SqHd, 0.38"NPT, PN
29	7050058	1	Lubricator,1/2"	59	3361931	1	Base-Air Valve, LH
	PD11195	1	Sight Dome Asm	3361933	1	1	Base-Air Valve, RH
	7050064	1	Bowl/Guard	3361921	1	1	Base-Manifold Valve, LH
	7050066	1	O Ring	3361924	1	1	Base-Manifold Valve, RH
30	6600168	1	Gauge-Pres,2.5 In.,150 PSIG,Bot. Port	60	3361934	1	Plate-Cover, Air Valves
	6602992	1	Gauge-Pres,2.5 In.,150 PSIG,Back Port	3361922	1	1	Cover-Bottom, Manifold Valves
31	6604810	1	Filter/Regulator/Lubricator Asm (Includes Ref 23-30)	AR = As Required			
32	0121208	1	Nipple				
33	0144035	1	Tee-Pipe,0.50,PD				
34	0127961	2	Elbow-Pipe,90,ST,0.50NPT,PD				
35	3361929	1	Housing-Air Valves, LH, No Tilt (Includes Ref 36-52, 57-60)				
	3361930	1	Housing-Air Valves, RH, No Tilt (Includes Ref 36-52, 57-60)				
	3361923	1	Housing-Manifold Valves, LH, Plug In (Includes Ref 36-52, 57-60)				
	3361926	1	Housing-Manifold Valves, RH, Plug In (Includes Ref 36-52, 57-60)				
36	6602128	1	Hose End-08Barb x 06MP, ST, LPSP				
37	0119097	1	Elbow-Pipe, 90, 0.38"NPT, PN				
38	3361932	1	Cover-Air Valve Box, No Tilt				

AIR SYSTEM

Air Supply - Gang ON/OFF

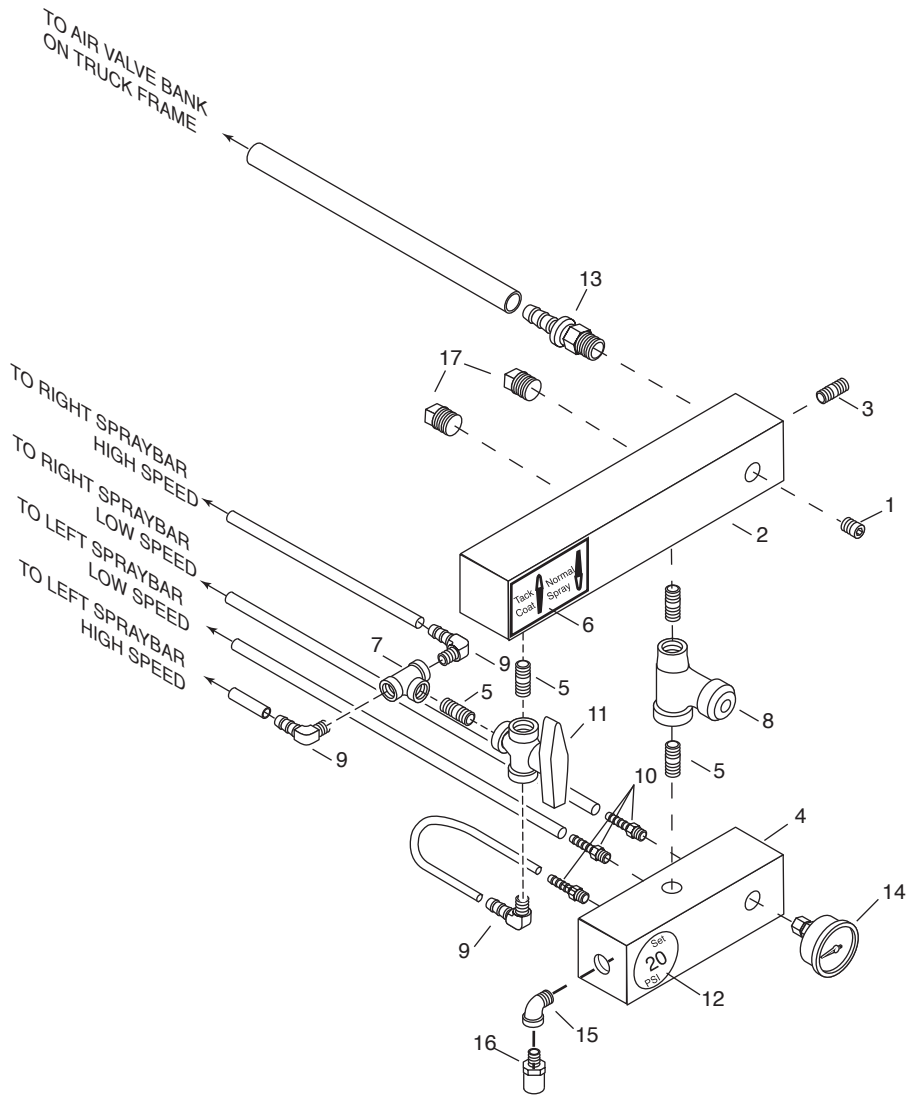


AIR SYSTEM

REF	PART NO.	QTY	DESCRIPTION	REF	PART NO.	QTY	DESCRIPTION
1	6603024	1	Reservoir-Air 6.00 x 35.2	21	0119097	2	Elbow, 90, 0.38NPT, PN
2	9413946	4	Locknut, 0.25NC, EA, PD	22	0120128	2	Nipple, Sch 40, 0.38 x 3.5
3	6001005	AR	Clamp, Screw Type, M5	23	6701510	1	Romex Connector, 0.75
4	6309255	AR	Hose, 0.19 ID, Ft.	24	0138207	4	Cap Screw, 0.25NC x 2.25
	6600324	AR	Hose-0.38 Per Ft.	25	S3119AE	1	Lid
5	3361227	2	Mounting Angle	26	6604037	AR	Air Valve, 2 Pos, 4 Way, 12 VDC
6	S3119AB	2	Support Plate	6604038	AR	Coil	
7	0105407	3	Pipe Nipple, Sch 40, 0.25 x 1.50	7420231	1	Gasket	
8	6600137	1	Oiler	7215169	1	Repair Kit	
	7420225	1	Bowl	7530034	AR	Solenoid	
9	6602402	1	Hose Barb - 06 x 04MP, 90 Deg	27	6601456	2	End Plate
10	6000087	4	Hose Clamp, 0.56 - 1.06	28	0219191	1	Pipe Plug, SqHd, 0.38NPT
11	6600324	AR	Hose, 0.38 Per Ft.	29	6602575	AR	Hose End, 0.19 Hose x 0.12MPT, ST
12	6600162	1	Drain Cock, 0.25	6600305	2	Hose End-06 x 04MP, ST, LPSP	
13	0144033	1	Pipe Bushing, 0.75 x 0.25NPT	30	S3119AD	1	Bracket Asm
14	0105423	1	Pipe Elbow, 90, ST, 0.25NPT	31	0120386	4	Flat Washer, 0.25A, PD
15	6600305	1	Hose End, 06 x 04MP, ST, LPSP				
16	6600299	1	Safety Valve				
17	0118750	1	Adapter-Auto, ST, 04MP-06MS				
18	6600303	1	Globe Valve, ST, 0.25				
19	6600304	1	Pressure Regulator Valve				
20	6600306	2	Hose End, 06 x 06FSX, ST, LPSP				

AR = As Required

Tack Coat Valve - Variable Width Spray Bar



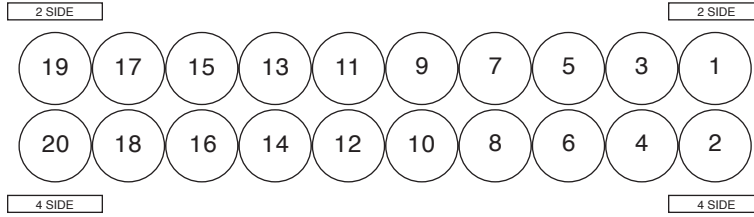
AIR SYSTEM

REF	PART NO.	QTY	DESCRIPTION	REF	PART NO.	QTY	DESCRIPTION
1	6200157	1	Plug-Pipe, Hex 1/4" NPT	10	6445028	3	Hose End-04x04MP, ST
2	3342199	1	Manifold-Air, VWSP High Pressure	11	6603408	1	Valve-Brass, 3-way, 1/4"
3	0121208	1	Nipple, 1/2" x 1-1/8"	12	3390762	1	Decal-Set, 20PSI
4	3342198	1	Manifold-Air, VWSP Low Pressure	13	6600663	3	Hose End-08x08MP, ST
5	0105405	4	Nipple, 1/4" x 7/8"	14	6602992	1	Gage-Air, 0-160PSI, 1/4" NPT
6	3390771	1	Decal: Tack/Normal	15	0105423	1	Elbow-Pipe, 90, ST, 0.25NPT, PN
7	0105417	1	Tee-1/4" NPT	16	6604361	1	Valve-Pop Off, Safety
8	6450577	1	Regulator	17	0219199	2	Plug-Pipe, SqHd, 0.50"NPT, PN
9	6602400	3	Hose Barb-04x04MP90				

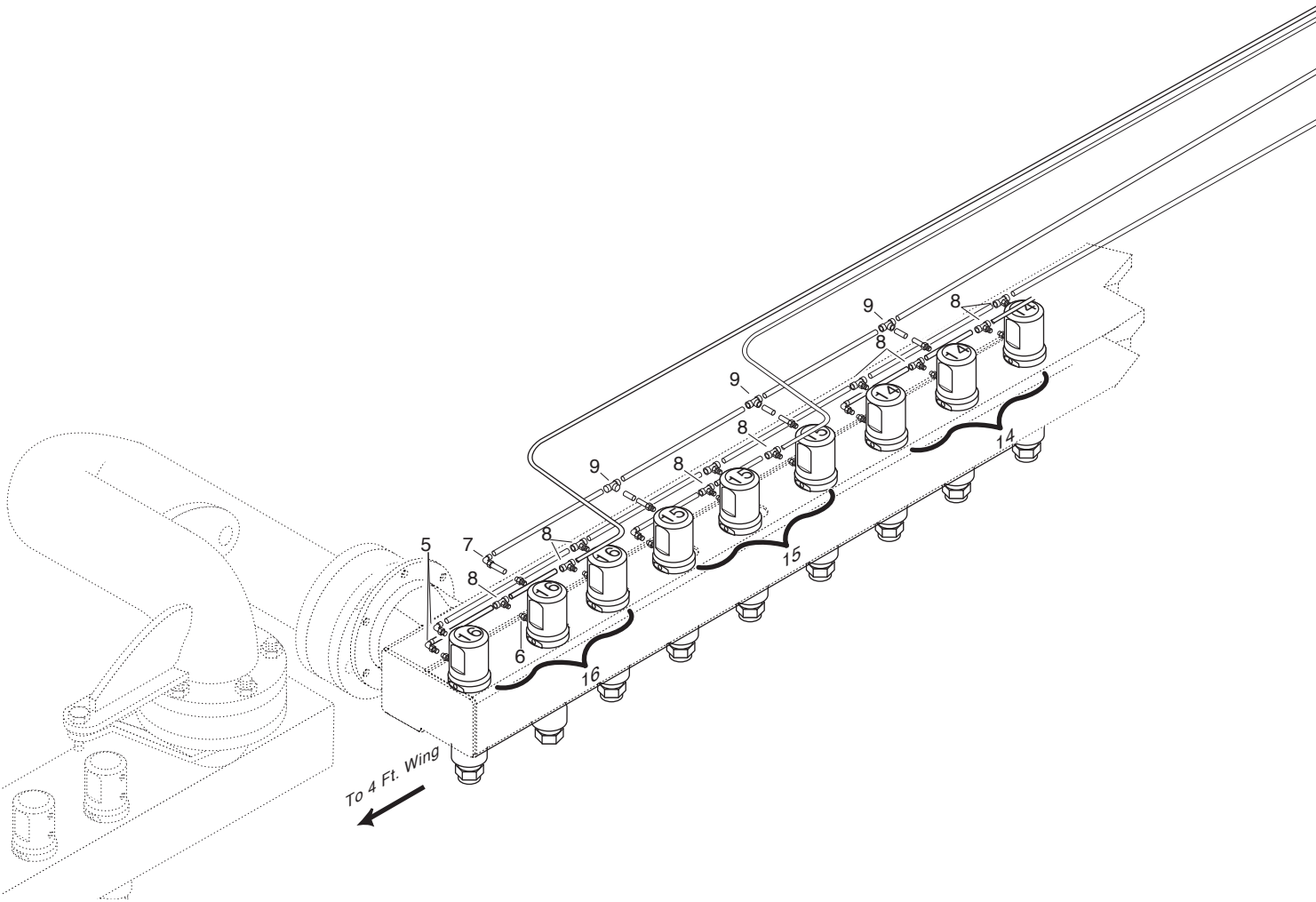
Air System - 8 Ft Bar - Variable Width Spray Bar

AIR LINE PLUMBING

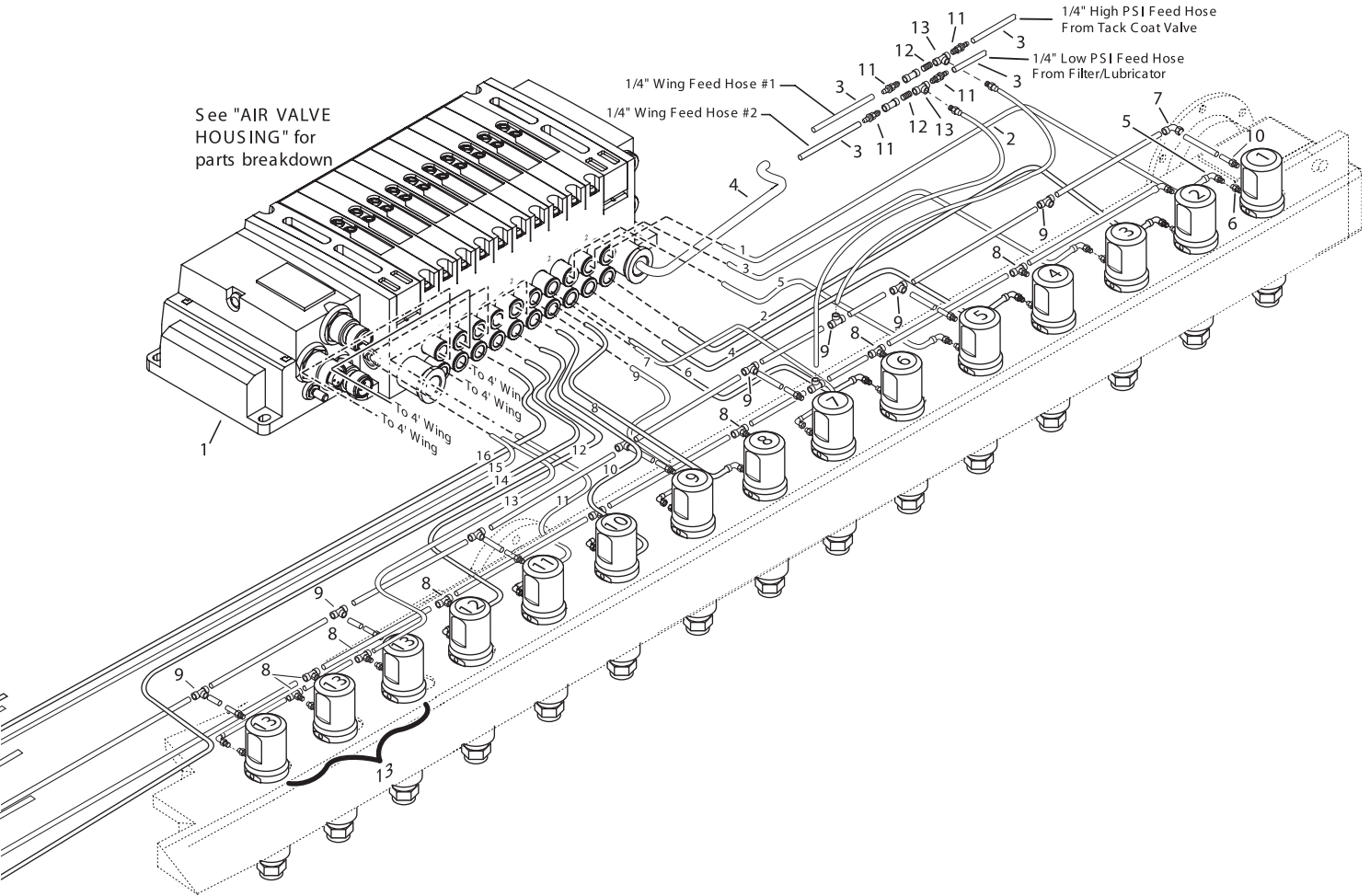
ON AIR VALVES



Ports 1 through 12 go to first 12 individual valves on first 4 feet of bar
 Ports 13 through 20 go to 3 valves each (1 ft of bar) for feet 5 through 12



Air System - 8 Ft Bar - Variable Width Spray Bar



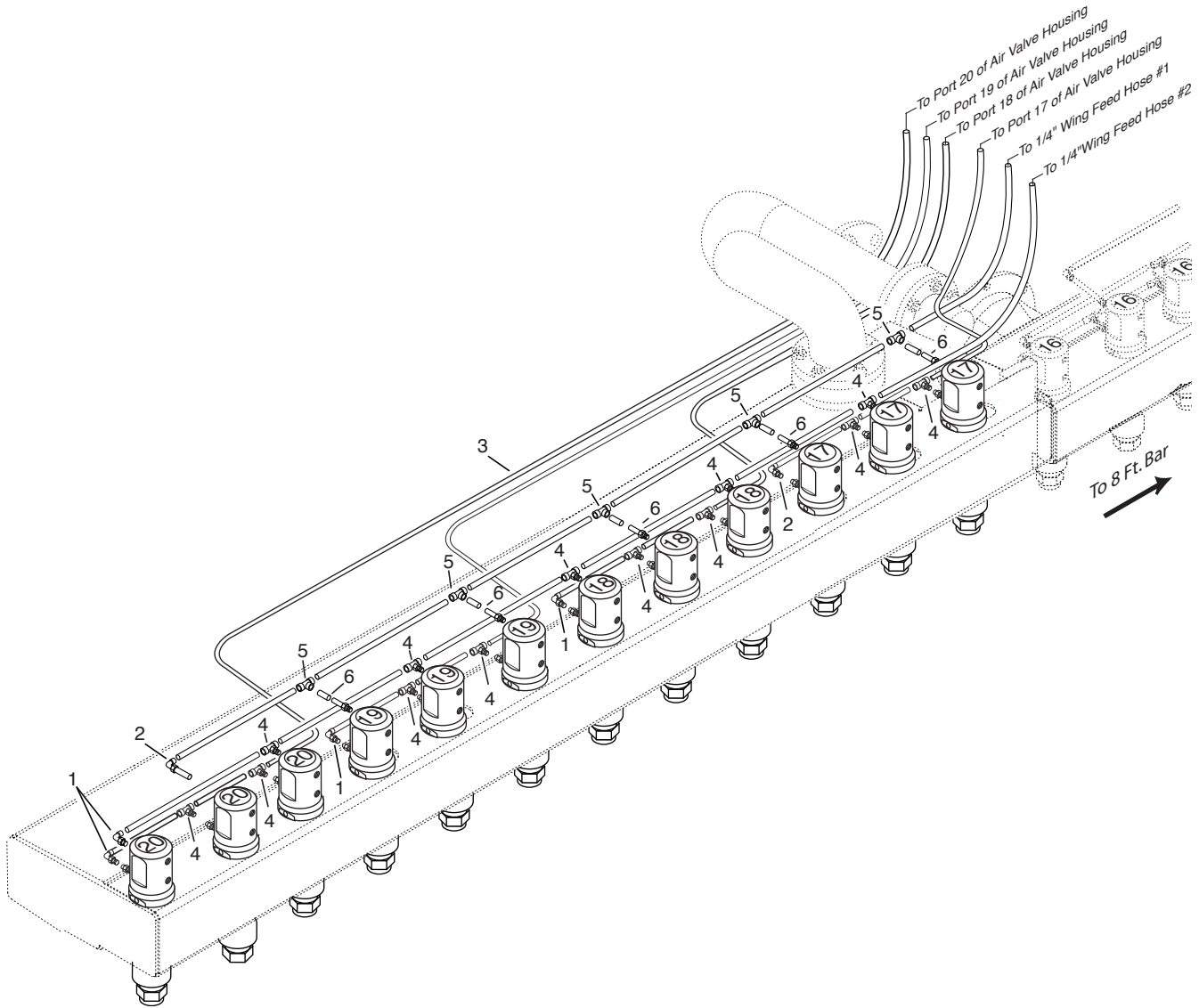
See "AIR VALVE HOUSING" for parts breakdown

AIR SYSTEM

REF	PART NO.	QTY	DESCRIPTION	REF	PART NO.	QTY	DESCRIPTION
1	3361906	1	Housing-Air Valves, Plug In, VW	9	6603835	15	Adapter-Air, 04T-04T-04T, PD
	7051137	AR	Valve Slice-Air, Can, AV05, 2Pos3Way	10	6603391	11	Adapter-Air, 04MT-02MPX, PD
2	6604727	AR	Tube-PTFE, Air, 0.25, White	11	6601795	8	Hose End-04x02MP, St, LP
3	6601452	AR	Hose-Fuel/Air, 0.25	12	0105404	2	Nipple-Pipe, Sch 40, 0.12x0.75, PN
4	6309162	AR	Tube-Nylon, Air, 0.38", SNS	13	0105416	2	Tee-Pipe, 1/8 NPT,PN
5	6603831	32	Adapter-Air, 90, 04T-02MPX, PD				
6	6603832	13	Adapter-Air, St, 04T-02MPX, PD				
7	6603833	11	Adapter-Air, 90, 04T-04T, PD				
8	6603834	20	Adapter-Air, 04T-02MPX-04T, PD				

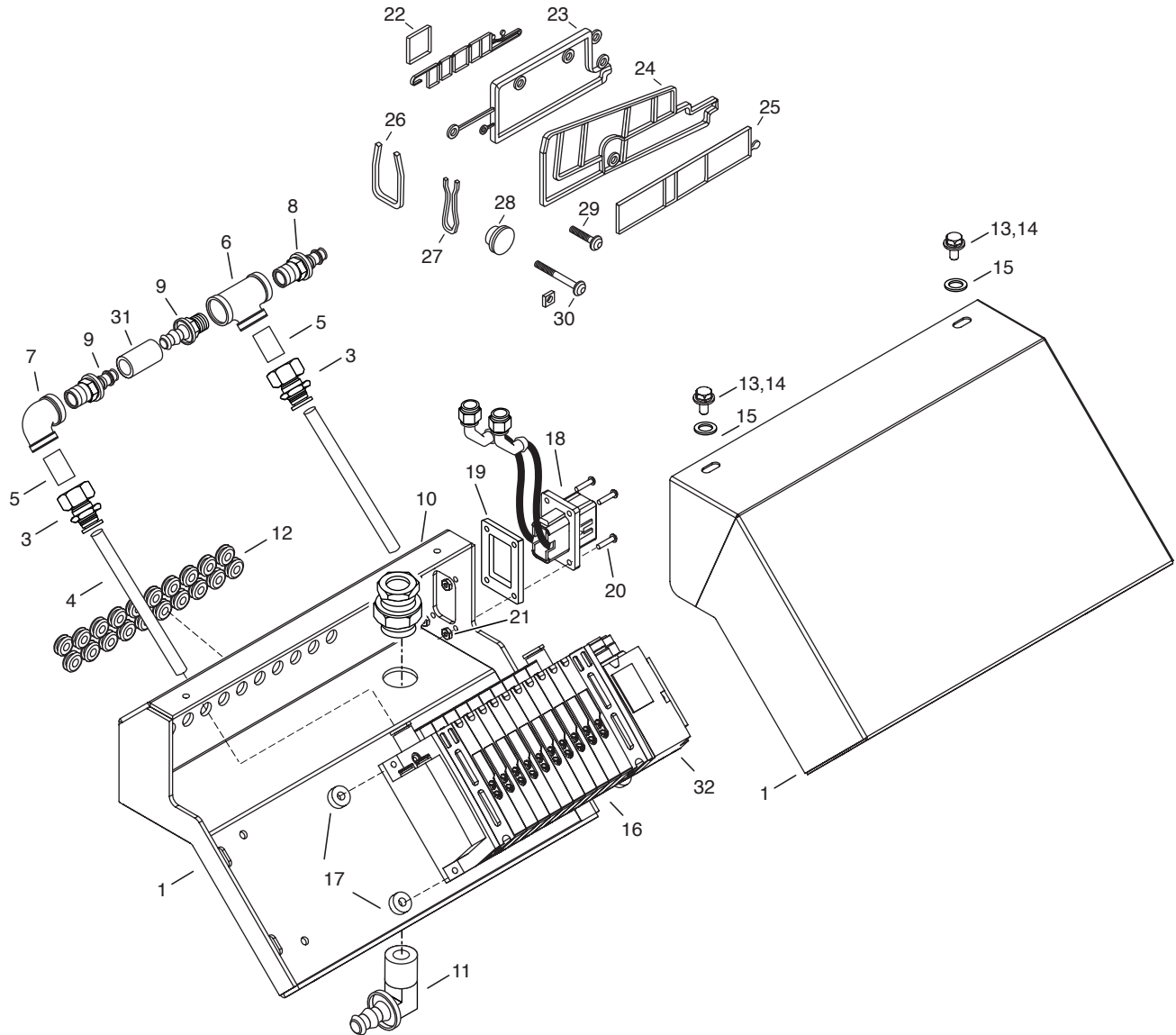
Air System - 4 Ft Wing - Variable Width Spray Bar

AIR SYSTEM



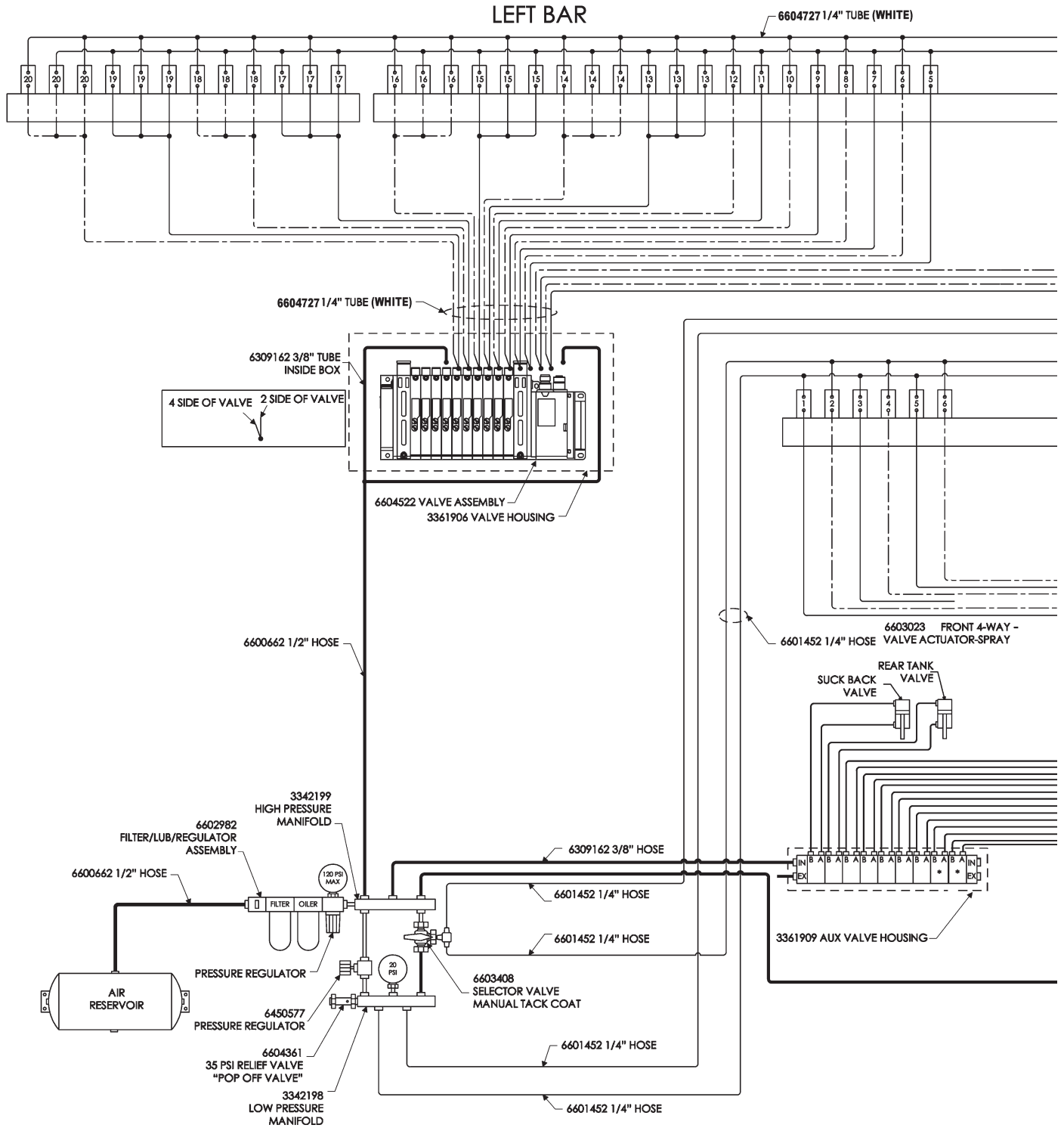
REF	PART NO.	QTY	DESCRIPTION	REF	PART NO.	QTY	DESCRIPTION
1	6603831	6	Adapter-Air, 90, 04T-02MPX, PD				
2	6603833	2	Adapter-Air,90,04T-04T,PD				
3	6604727	AR	Tube-PTFE, Air, 0.25, White				
4	6603834	13	Adapter-Air, 04T-02MPX-04T, PD				
5	6603835	10	Adapter-Air, 04T-04T-04T, PD				
6	6603391	4	Adapter-Air, 04MT-02MPX				

Air Valve Housing



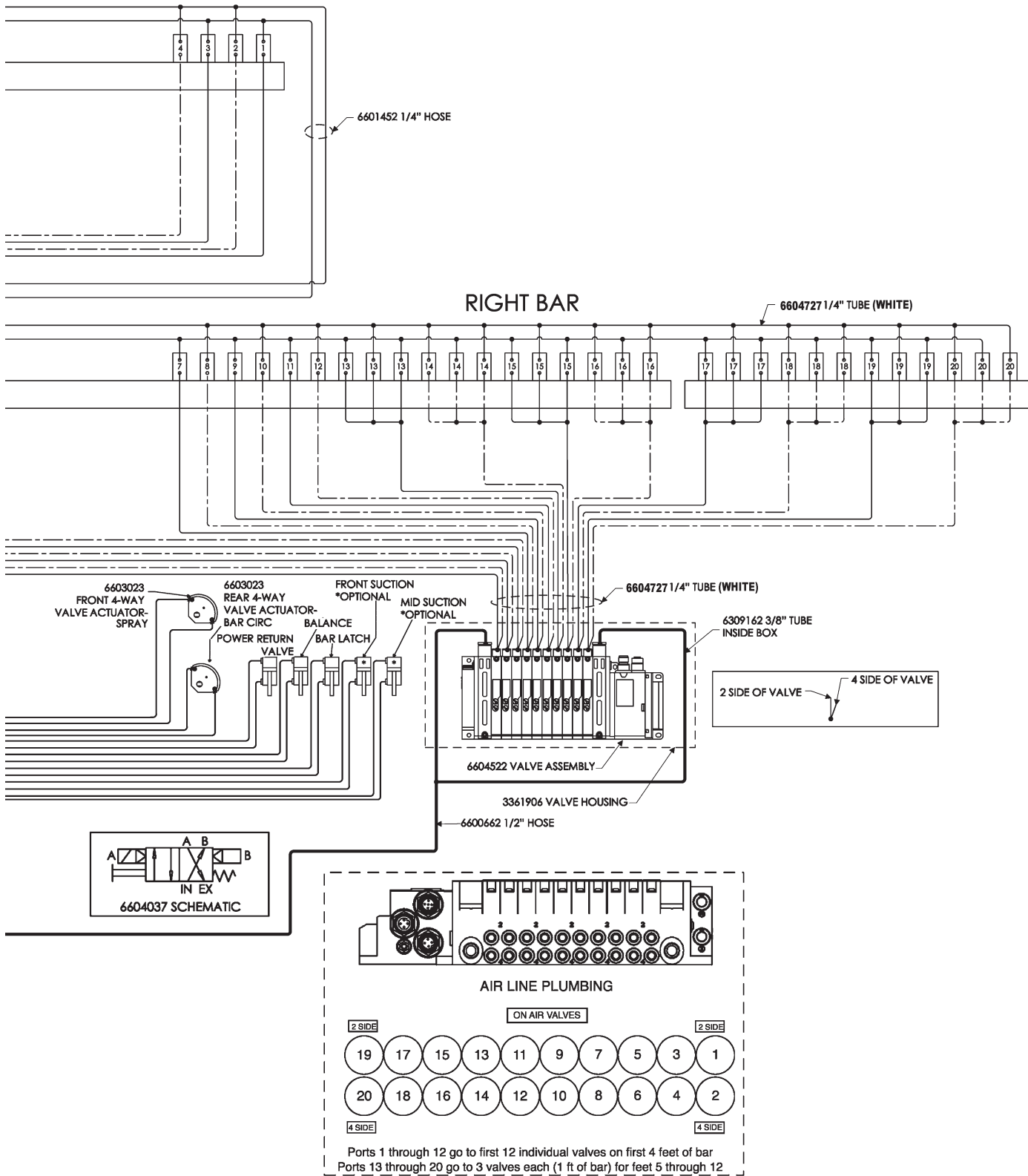
REF	PART NO.	QTY	DESCRIPTION	REF	PART NO.	QTY	DESCRIPTION
1	3361907	1	Mount-Air Valves, Plug In, VW	17	3354821	4	Spacer-Valve Assembly Mount
2	3354961	1	Cover-Air Valve Box, VW	18	3370861	1	Harness, Air Valve, Bar, VW, 16
3	6604520	2	Adapter-Bkhd, 3/8" Tube-3/8"NPT	19	6704501	1	Gasket-Neoprene, 12 Pin Connector
4	3354829	2	Tube-Air Supply, VW Valve	20	6001780	4	Screw-Mach, RDSL, #06 x 0.625", PD
5	0121207	2	Nipple-Sch40, 0.38" x 1.0", CL, PN	21	0134530	4	Nut-Hex, Mach Screw, 0.138"-32-D-C
6	0144084	1	Tee-Pipe, 0.38"NPT, PD	22	7051233	10	Seal-Valve, Air Valve Housing
7	0144128	1	Elbow-Pipe, 90, 0.38"NPT, PD	23	7051234	10	Seal-Left End Plate, Air Valve Housing
8	6602128	1	Hose End-08 x 06MP, ST, LPSP	24	7051235	10	Seal-Base Plate, Air Valve Housing
9	6600102	2	Hose End-08 x 08MP, ST, LPSP	25	7051236	10	Seal-Function Module, Air Valve Housing
10	6602466	1	Bulkhead Fitting-Arbk	26	7051237	10	Retaining Clip-Supply Plate, Air Vlv Hsing
11	6604277	1	Hose End-08 x 08MP, ST, LPSP	27	7051238	10	Retaining Clip-Base Plate, Air Vlv Hsing
12	6002371	20	Grommet-Rubber, 5/16" ID, 11/16" OD	28	7051239	5	Cap-Sealing, RH End Plate, Air Vlv Hsing
13	0180018	4	Capscrew, Gr5, 0.25"UNC x 0.63	29	7051240	10	Screw-LH End Plate, Air Valve Housing
14	0120380	4	Washer-Lock, Spring, 0.25"	30	7051241	10	Screw-Mounting, Valve, Air Valve Housing
15	0120386	4	Washer-Flat, SAE STD, 0.25"	31	3355014	1	Hose-Air Supply, 3/8"
16	6604522	1	Valve Asm-Air, 20 Bank, 24V, Can	32	7051275	1	Module-Canopen, AES
	7051137	AR	Valve Slice-Air, Can, AV05, 2Pos3Way				

Air Schematic - 9306657 - Variable Width Spray Bar



AIR SYSTEM

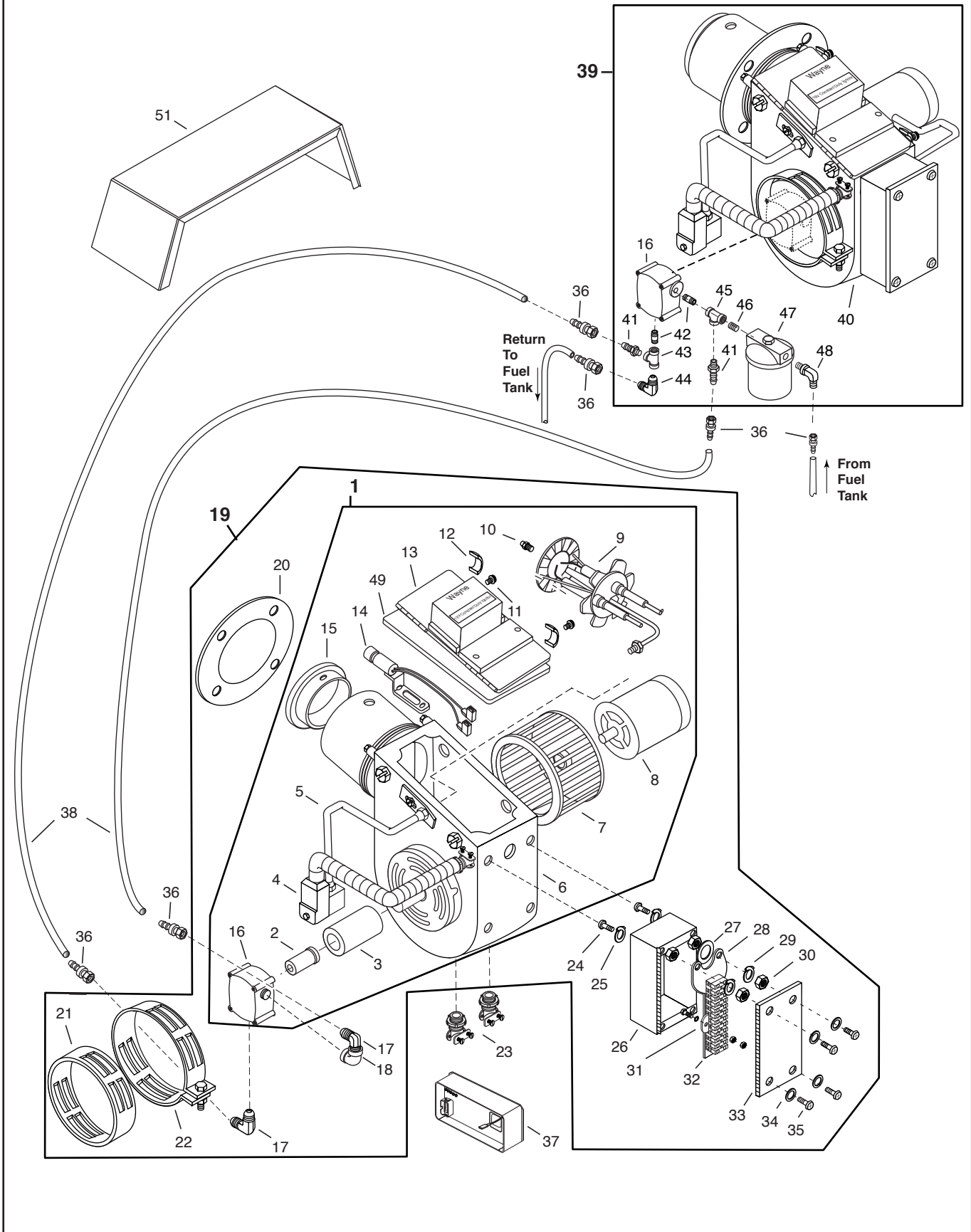
Air Schematic - 9306657 - Variable Width Spray Bar



AIR SYSTEM

Fuel Oil Burner Installation - Wayne Burners

BURNER SYSTEM

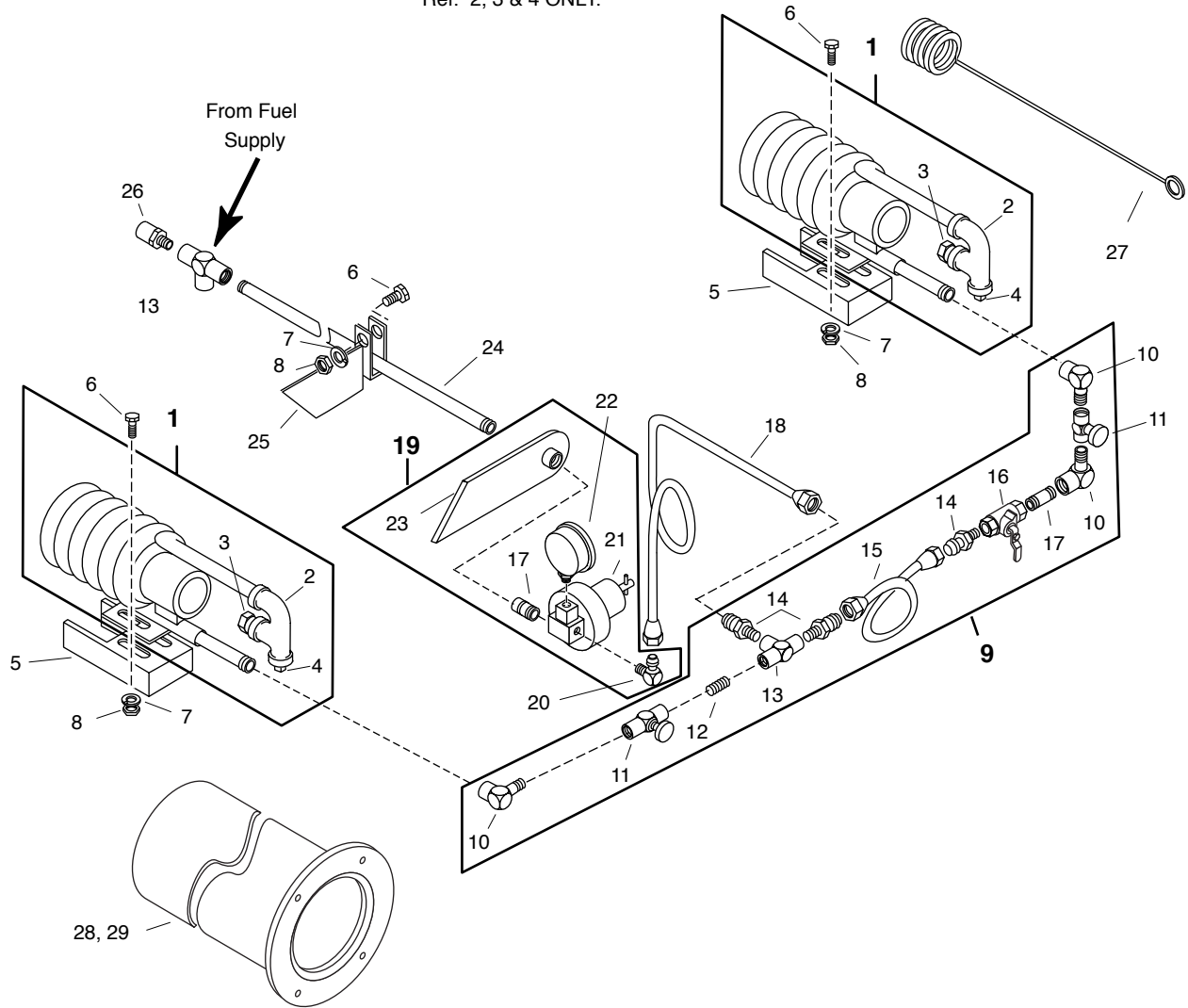


Fuel Oil Burner Installation - Wayne Burners

REF	PART NO.	QTY	DESCRIPTION	REF	PART NO.	QTY	DESCRIPTION
1	6500449	1	Burner Asm-Modified <i>(Includes Ref 2-16, does not include 17&18)</i>	48	6200179	1	Elbow-Flared Tube
	7050928	1	Gasket-Lid	49	7050928	1	Gasket-Lid
2	7050879	1	Coupling-Drive, Plastic (<i>STANDARD</i>)	50	7050891	1	Electrode Tool
	3331950	1	Coupling-Drive, Aluminum (<i>OPTIONAL</i>)	51	3332123	2	Cover-Burner-Rivet, 2 Flue, Standard
3	7050886	1	Bushing-Blower		3332149	2	Cover-Burner-Rivet, 2 Flue, 1250 Gal Tank and Under
4	7050882	1	Valve-Fuel, 12V		3332125	1	Cover-Burner-Rivet, Single Flue
5	7050887	1	Fuel Line				AR= As Required
6	7050876	1	Housing Assembly				
7	7050880	1	Blower				
8	7050877	1	Motor-12V				
	7051266	1	Mounting Plate-Burner Motor				
9	7050883	1	Gun Assembly				
10	7050884	1	Nozzle-2.5 GPH				
11	7050874	2	Screw-Lid				
12	7050873	2	Clip-Lid				
13	7050881	1	Ignitor				
14	7050885	1	Cad Eye				
15	7050888	1	Air Cone				
16	7050878	1	Fuel Pump				
17	0118755	3	Elbow-Auto, 90, 04MP-06MS				
18	0105423	1	Elbow-Pipe, 90, ST, 0.25"NPT, PN				
19	3331597	1	Mod. Wayne Burner Asm-Lower Burner <i>(Includes Assembly 1, & Ref 20-35)</i>				
20	3331521	1	Plate-Wayne Burner Mount				
21	6500465	1	Band-Inner E/FH Air				
22	6500466	1	Band-Outer 8 Hole E/F Air				
23	6700015	2	Connector-Romex 0.375 in.				
24	0180022	2	Capscrew-GR5, 0.25 in UNC x 1 in. Lg				
25	0125753	2	Washer-Lock, 0.25 in., Tooth, Ext, PD				
26	3370648	1	Box-Electrical, Wayne				
27	Q476100	1	Grommet-Black Rubber, 0.75 in I.D.				
28	3370649	1	Mounting Plate-Terminal Strip				
29	0120380	2	Washer-Lock, Spring, 0.25 in.				
30	0120375	2	Nut-Hex, 0.25 in. NC				
31	3370555	1	Bar-Jumper, 4 Pole for 6703828				
32	6703828	1	Terminal Strip-12Pole, 10/14 AWG				
33	3370650	1	Lid-Electrical Box, Wayne				
34	6001972	4	Washer-Csk, #8, SS, 0.53" O.D. x 0.13" TK				
35	6002119	4	Screw-Mach., Fltochd, 8NC x 0.50", SS				
36	6600306	6	Hose End-06 x 06 FSX, ST, LPSP				
37	6500456	1	Burner Control Asm				
38	6600324	AR	Hose-0.38", per Foot				
39	3331598	1	Mod. Wayne Burner Asm-Upper Burner <i>(Includes Ref 16, 41-49)</i>				
40	3331520	2	Burner Assembly				
41	0118750	2	Adapter-Auto, ST, 04MP-06MS				
42	6200417	2	Nipple-Sch40, 0.25" x 2.0", PN				
43	0105417	1	Pipe-Tee, 0.25", NPT, PN				
44	0118755	1	Elbow-Auto, 90, 04MP-06MS				
45	0218239	1	Pipe-Tee, 0.38" x 0.25", NPT, PN				
46	6600443	1	Nipple-Sch80, 0.38" x CL, PN				
47	6500342	1	Filter Asm				
	7730001	1	Filter Element-Oil, Replacement				

LPG Burners

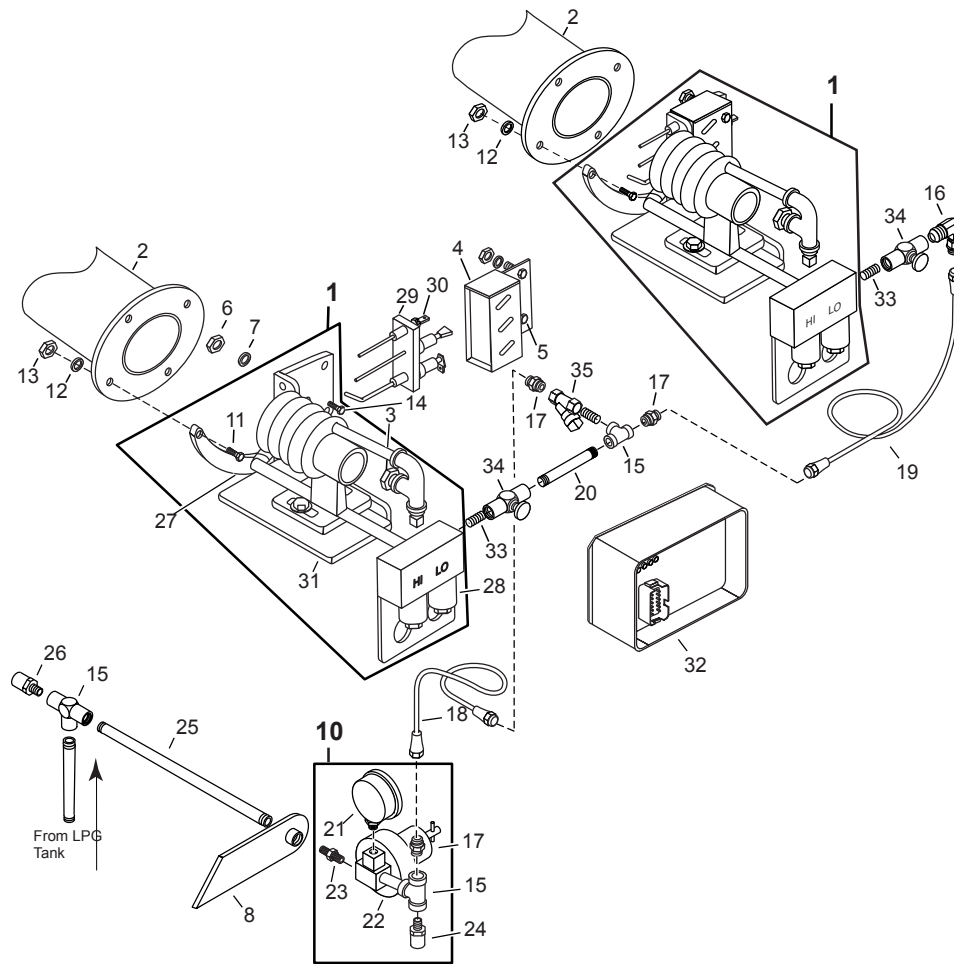
NOTE: Ref. 1, Burner Assembly includes
Ref. 2, 3 & 4 ONLY.



BURNER SYSTEM

REF	PART NO.	QTY	DESCRIPTION	REF	PART NO.	QTY	DESCRIPTION
1	3331073	2	Burner Asm <i>(Includes Ref 2-4, does not include 5-8)</i>	16	6500366	1	Ball Valve, 0.25
2	3331036	1	Vapor Plug Holder	17	6200417	2	Nipple-Sch 80, 0.25 x 1.50
3	3331086	1	Nozzle	18	3331362	1	Tube Asm
4	0219191	1	Pipe Plug, SqHd, 0.38NPT	19	3331885	1	Regulator Asm <i>(Includes Ref 17, 20-23)</i>
5	3331870	1	Mounting Bracket Asm	20	0118755	1	Elbow-Auto, 90, 04MP-06MS
6	0121887	5	Screw, 0.25NC x 0.75	21	7720018	1	Pressure Regulator
7	0120380	5	Lock Washer, 0.25	22	6600196	1	Pressure Gauge, 2", 0-100 PSIG
8	0120375	5	Nut, 0.25NC	23	3331875	1	Bracket Asm
9	7720001	1	Piping Asm <i>(Includes Ref 10-17)</i>	24	3331412	1	Pipe-0.25, Single Axle
10	0454109	3	Elbow-Auto, 04FP-04MP		3331413	1	Pipe-0.25, Tandem Axle
11	6500064	2	Needle Valve, 0.25NPTF, W/Pilot	25	3330185	1	Support Asm
12	6200292	3	Nipple, Sch 80, 0.25 x 0.87CL	26	7720014	1	Relief Valve, 400 PSI
13	0454121	2	Tee-Auto, 04FP-04FP-04FP	27	3330077	1	Lighting Asm
14	0118750	3	Adapter-Auto, ST, 04MP-06MS	28	3331200	AR	Liner Asm-24 In., S.S., 8 In Flue
15	3331108	1	Tube Asm	29	3332000	AR	Liner Asm-48 In., S.S., 8 In Flue

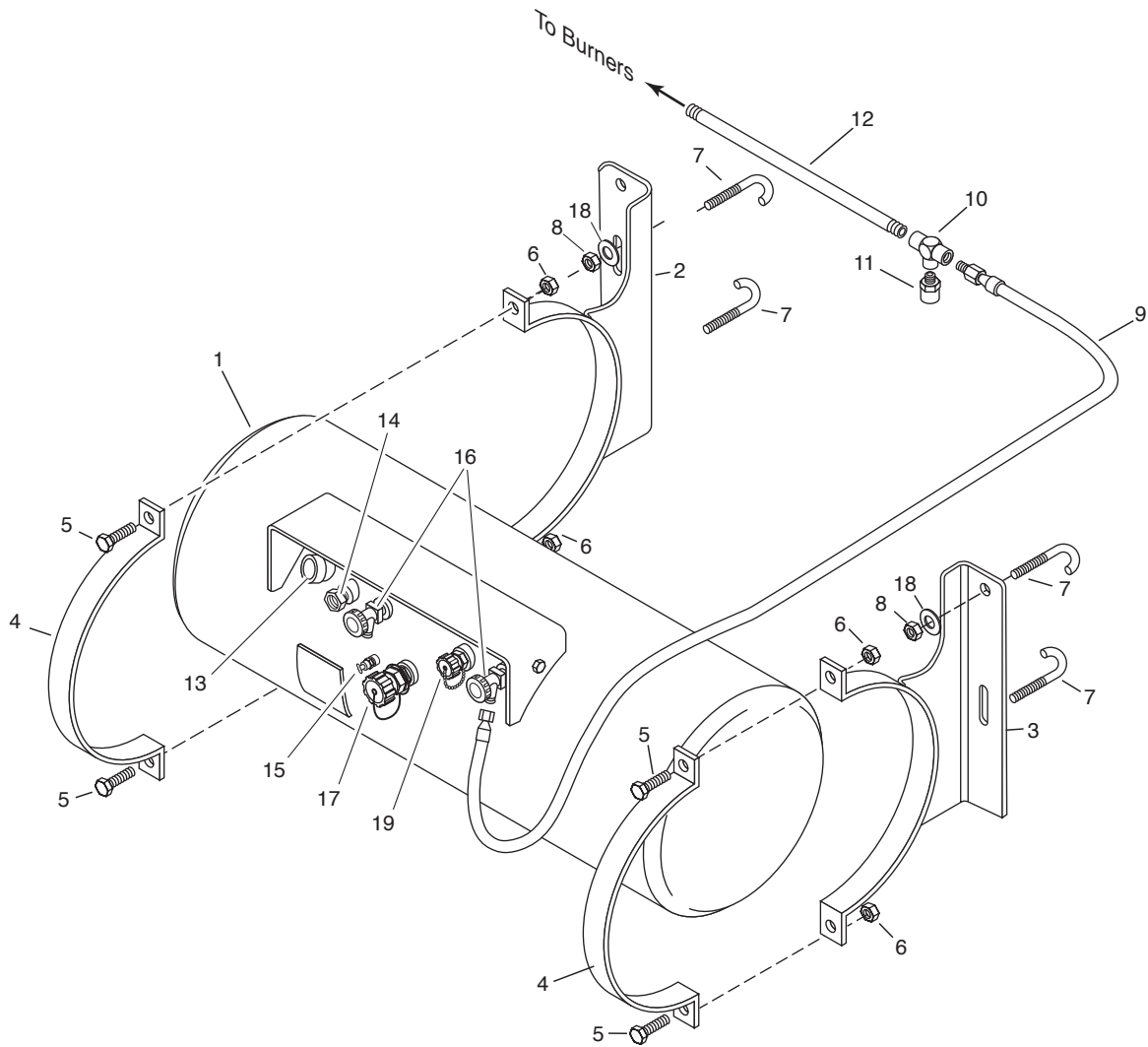
LPG Burners With Outfire



REF	PART NO.	QTY	DESCRIPTION	REF	PART NO.	QTY	DESCRIPTION
1	3331661	2	Burner Asm-LPG ETNYRE (includes Ref 3, 28, 31, does not 11,14, 16, 27)	19	3331588	1	Tube Asm-LP, Upper Burner
2	3331519	2	Flue Liner-SS, 24" for 8" Flue, Optional	20	6201180	1	Nipple-Pipe, SCH80, 0.25 x 3 in., PN
	3331716	2	Flue Liner-SS, 60" for 8" Flue, Optional	21	6600196	1	Gauge-Press, 1 in., 0-100 PSIG
	3331654	2	Flue Liner-SS, 48" for 10" Flue, Optional	22	7720018	1	Regulator-Pressure
3	3331086	2	Nozzle-LPG Burner, Etnyre	23	6603998	2	Adapter-Hyd., ST, 04MP-04MP
4	3331665	2	Cover-Electrode,High Voltage	24	6500461	1	Valve-Relief
5	0180016	6	Capscrew-GR5, 0.250 UNC x 0.50 LG	25	3331412	AR	Nipple-PP, Sch 80, 0.25 x 85, TBE, PN
6	0120375	8	Nut-Hex, 0.250 NC		3331413	AR	Nipple-PP, Sch 80, 0.25 x 144, TBE, PN
7	0120380	8	Washer-Lock, Spring, 0.25 in.	26	7720014	1	Valve-Relief, 400 PSI LPG Hydro
8	3331875	1	Bracket Asm-Fuel Line	27	6000059	2	P-Clip (Not visible in illustration above)
9	3331593	2	Wire Armor-Hose, 0.50 x 19 In.	28	3331590	2	LP Manifold-Modified Coils
10	3331584	1	Regulator Asm-LPG, WITH SAFETY (Includes Ref 15, 17, 21-24)	29	3331662	2	Electrode-Modified
11	0180122	6	Capscrew-GR5, 0.375 UNC x 1.00 LG	30	6703973	2	Tab-Male, 0.25" for #10 Stud
12	0120382	6	Washer-Lock, Spring, 0.375 in.	31	3331663	2	Bracket-Burner Assembly
13	0120377	6	Nut-Hex, 0.375 NC	32	6500457	1	Burner Control Asm
14	0180024	2	Capscrew-GR5, 0.250 UNC x 1.25 LG	33	6200891	3	Nipple-0.25" x 0.87", CL
15	0454121	3	Tee-Auto, 04FP-04FP-0FP, PD	34	6500064	2	Needle Valve, 0.25"NPTF, w/Pilot
16	0118755	1	Elbow-Auto, 90, 04MP-06MS	35	6500233	1	Strainer-0.25"NPT, Asco 8600A2
17	0118750	3	Adapter-Auto, ST, 04MP-06MS	36	3331718	1	Plate-Burner Flange Ext. (Not Shown)
18	3331586	1	Tube Asm-Bottle to Burner 36 in.	37	7051054	1	Kit-Includes Ref 4, 29, 36)

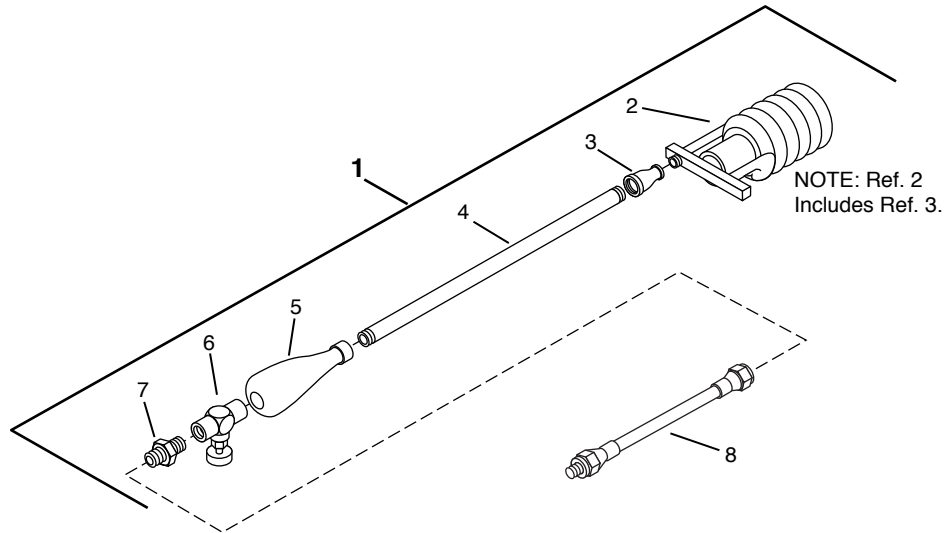
AR - As Required

LPG Tank

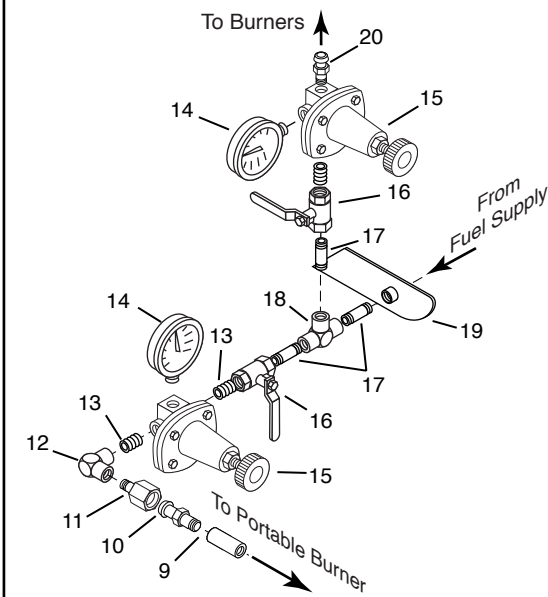


REF	PART NO.	QTY	DESCRIPTION	REF	PART NO.	QTY	DESCRIPTION
1	6500333	1	Tank-LPG, 42 Gal., 18 x 42, Chassis	13	PD10738	1	Gauge-Sight, Screw In Dial
	6500045	1	Tank-LPG, 52 Gal., 18 x 53, Chassis		PD10743	1	Gauge-Sight, Snap In Dial
	6500360	1	Tank-52 GL LPG 22 x 36 Texas RR	14	7720065	1	Valve-Relief, Tank LPG 18 x 42 + 53
2	3331968	1	Bracket Asm-Propane Tank Mt, 18", LH	15	7720062	1	Valve-20 Pct, Tank LPG 18 x 42 + 53
	3332002	1	Bracket Asm-Propane Tank Mt, 22", RH	16	7720066	2	Valve-Liquid, Tank LPG 18 x 42 + 53
3	3331970	1	Bracket Asm-Propane Tank Mt, 18", RH	17	7720064	1	Valve-Fill, Tank LPG 18 x 42 x 53
	3332004	1	Bracket Asm-Propane Tank Mt, 22", RH	18	9422850	4	Washer-Flat, 0.62A (0.65 x 1.31)HN
4	3330293	1	Ring-18 In. Propane Bottle	19	PAR1631	1	Valve-Vapor Return
	3331296	1	Propane Tank Ring 22"				
5	0120237	4	Screw-Hex, 0.50NC x 3.00, GR2, PD				AR = As Required
6	9411727	4	Nut-Hex, Lock, 0.50NC EA, PD				
7	3360726	4	Bolt-Hook, Bit, Frame Truck				
8	9413948	4	Nut-Hex, Lock, 0.62NC, EA, GRA, PD				
9	3331076	1	Hose Asm-Propane Tank Inst RH				
10	0454121	1	Tee-Auto, 04FP-04FP-04FP, PD				
11	7720014	1	Valve-Relief, 400 PSI LPG Hydro				
12	3331412	AR	Nipple-PP, Sch 80, 0.25 x 85, TBE, PN				
	3331413	AR	Nipple-PP, Sch 80, 0.25 x 144, TBE, PN				

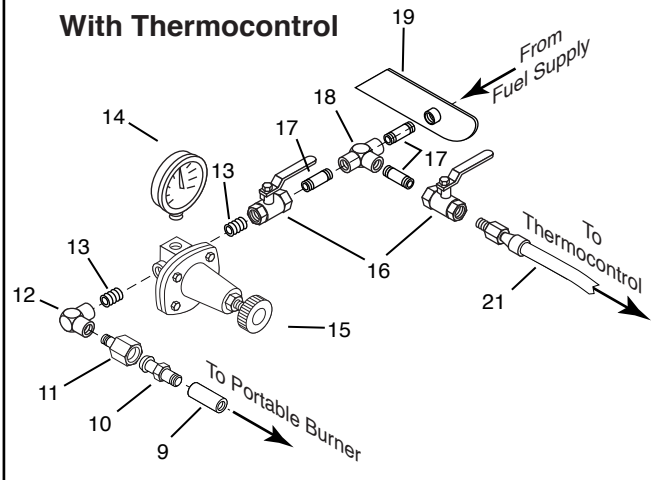
LPG Portable Burner - Tank System



Without Thermocontrol



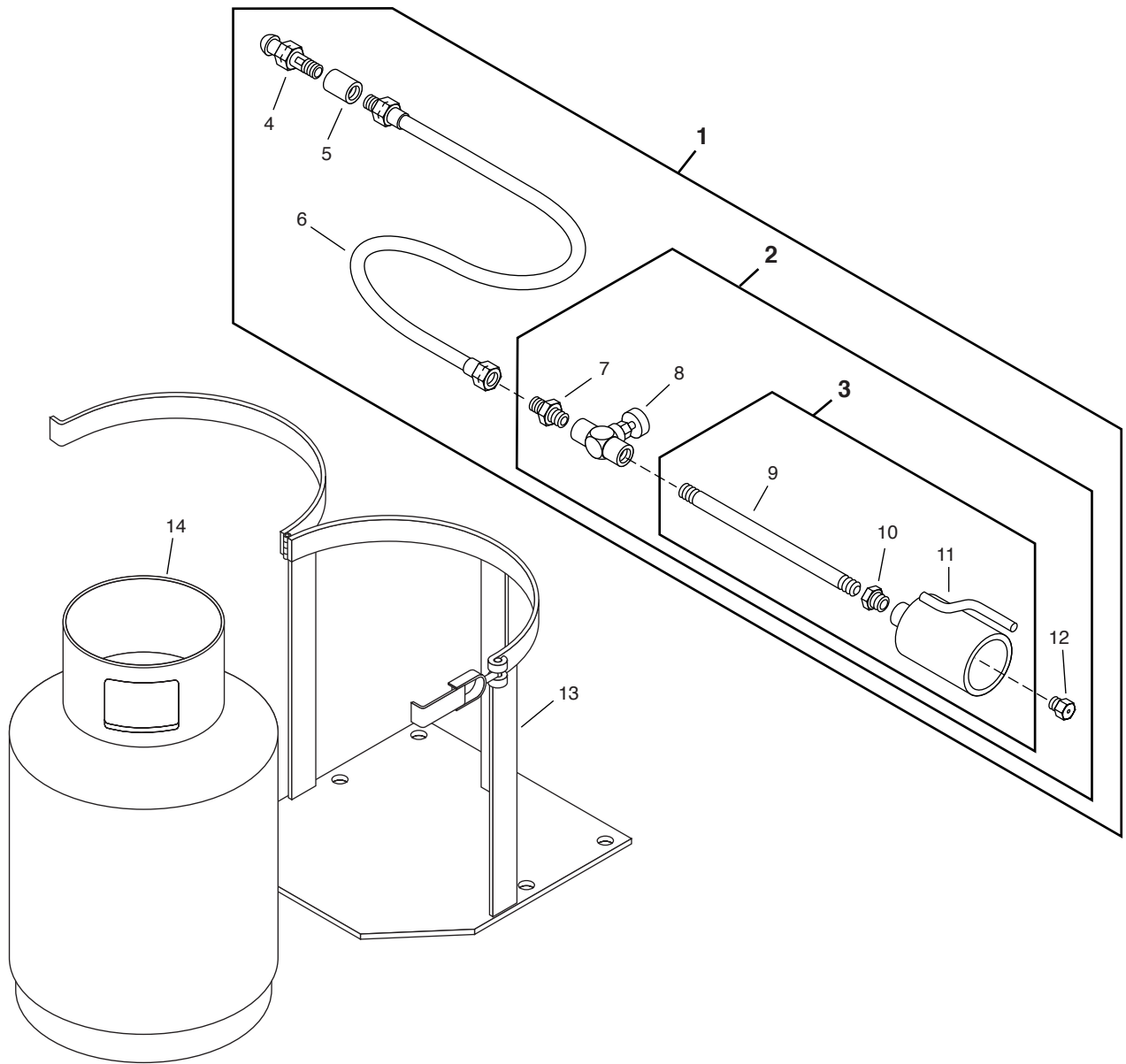
With Thermocontrol



REF	PART NO.	QTY	DESCRIPTION	REF	PART NO.	QTY	DESCRIPTION
1	3331899	1	Burner Asm W/O Hose (Includes Ref 2-7)	11	6600785	1	Adapter-POL x 0.25MPT
2	6500071	1	Burner (Includes- Ref 3)	12	0454085	1	Elbow-Auto, 90, 04FP-04FP
3	0105420	1	Coupling, 0.25NPT x 0.12NPT	13	6200292	2	Nipple-Sch 80, 0.25 x 0.87CL
4	6200251	1	Pipe-Sch 40, 0.25 x 30.00	14	6600196	AR	Pressure Gauge, 2", 0-100PSIG
5	7700025	1	Handle	15	7720018	AR	Pressure Regulator
6	6500064	1	Needle Valve, 0.25NPTF, W/Pilot	16	6500366	2	Ball Valve, 0.25
7	4470350	1	Hex Nipple, 0.25 x 1.12	17	6200417	AR	Nipple-Sch 80, 0.25 x 1.50
8	6601692	1	Burner Hose Asm, 0.25 x 25.00	18	0454121	1	Tee-Auto, 04FP-04FP-04FP
9	0144068	1	Pipe Coupling, 0.25NPT	19	3331875	1	Bracket Asm
10	6600043	1	Connector	20	0118750	1	Adaptor-Auto, ST, 04MP-06MS
				21	3331886	1	Hose Asm

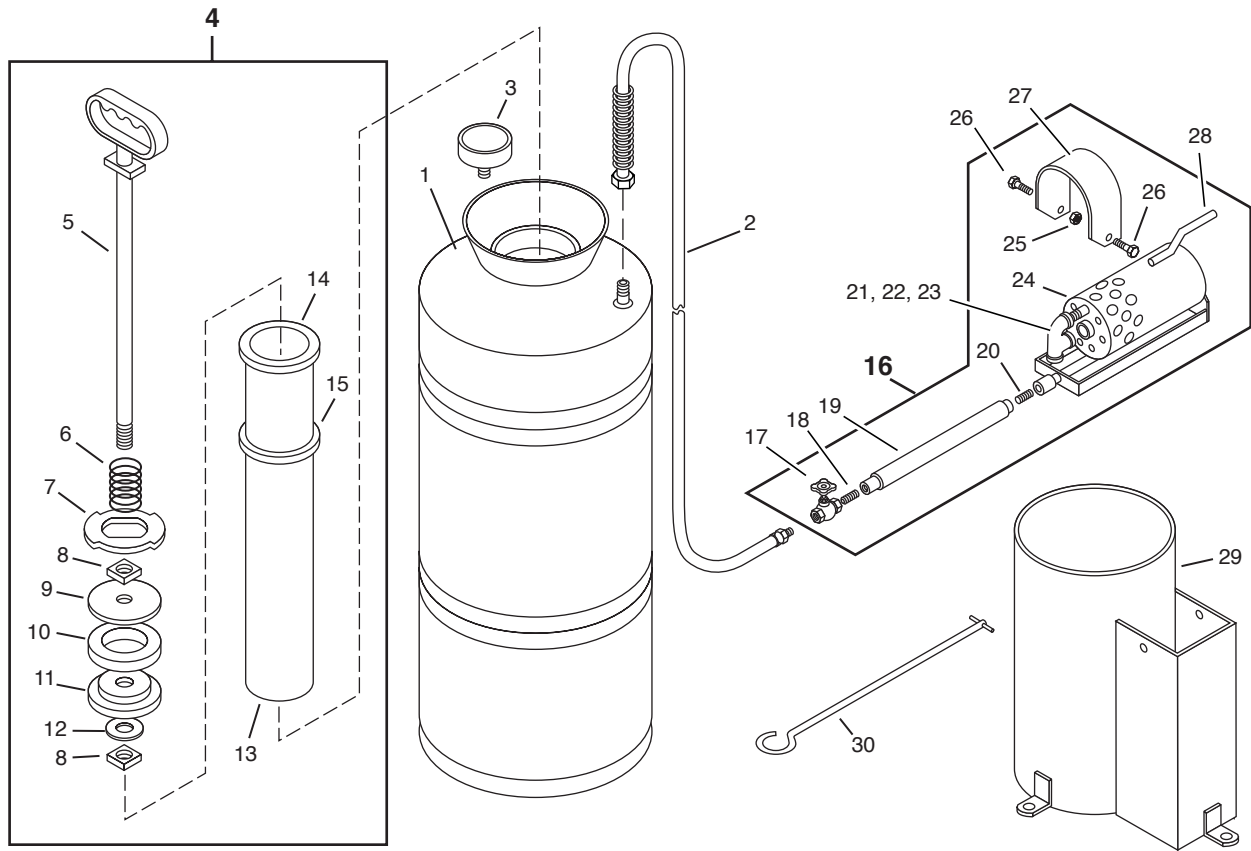
BURNER SYSTEM

Portable Burner - Vapor Propane



REF	PART NO.	QTY	DESCRIPTION	REF	PART NO.	QTY	DESCRIPTION
1	7720046	1	Burner Asm-Propane Vapor <i>(Includes Assemblies 2 & 3, & Ref 4-6)</i>	9	6200251	1	Pipe-Sch 40, 0.25 x 3.00, TBE,PN
2	3330296	1	Burner Asm-Portable, LPG Vapor <i>(Includes Assembly 3, & Ref 7, 8, 12)</i>	10	0119931	1	Bushing-Pipe, 0.38 x 0.25NPT,PN
3	3330297	1	Burner As-Portable, LPG Vapor <i>(Includes Ref 9-11)</i>	11	3330298	1	Shroud Asm-Portable Burner
4	6600043	1	Connector-Tank LPG	12	3330001	1	Plug-Vaporizing
5	0144068	1	Coupling-Pipe, 0.25NPT,PD	13	S389301	1	Mounting Bracket with Quick Release
6	6601692	1	Hose-Burner, Port, Propane, 1/4	14	M395803	1	Cylinder-Propane, Port, 20 lb.
7	4470350	1	Nipple-Hex, 0.25 x 1.125				
8	6500064	1	Valve-Needle, 0.25NPTF, With Pilot				

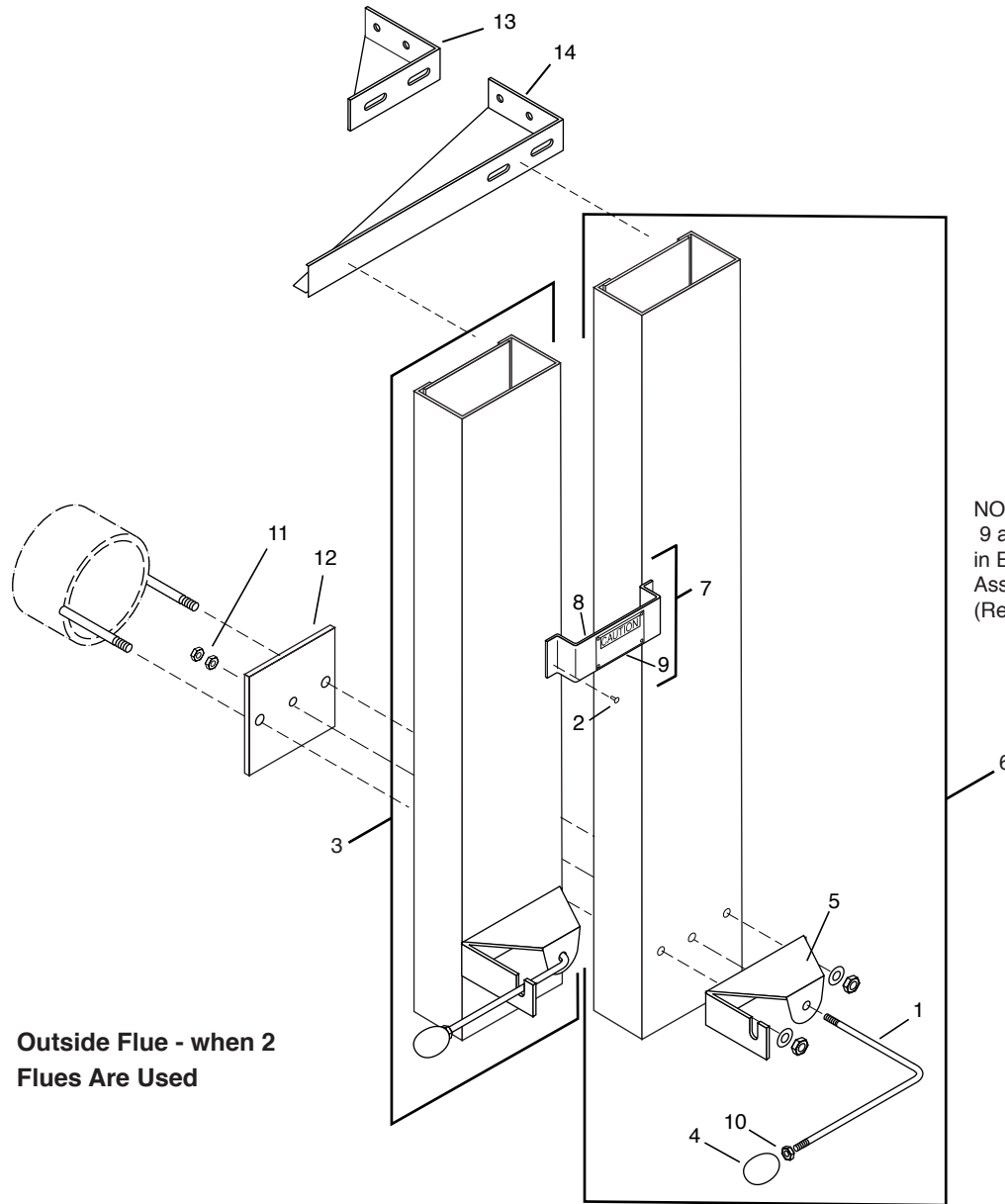
Portable Generating Burner



REF	PART NO.	QTY	DESCRIPTION	REF	PART NO.	QTY	DESCRIPTION
	6500053	1	Portable Burner Asm (Less Ref 29 & 30)	16	3331382	1	Burner Asm (Includes Ref 17-28)
1	7700086	1	Tank	17	7700024	1	Valve
	7700050	1	Carrying Strap	18	0105405	1	Nipple-0.25 x 0.87, CL
2	7700065	1	Hose-6Ft.	19	2630080	1	Handle Asm
3	7700046	1	Pressure Gauge	20	0121207	1	Nipple-0.38 x 1.00, CL
4	3330462	1	Air Pump (Includes Ref 5-15)	21	3331036	1	Vapor Plug Holder
5	7700089	1	Rod	22	3330002	1	Vaporizing Plug, #54
6	7700090	1	Spring	23	0219191	1	Pipe Plug, SqHd, 0.38NPT
7	7700091	1	Cap	24	3330003	1	Small Burner Asm
8	7700092	2	Nut	25	9413946	2	Lock Nut, 0.25NC
9	7700056	1	Washer	26	0120706	2	Screw-0.25NC x 0.50
10	7700057	1	Washer	27	2630163	1	Cover
11	7700058	1	Washer	28	3330356	1	Holder
12	7700060	1	Washer	29	3330277	1	Burner Carrier Asm
13	7700062	1	Washer	30	6500048	1	Needle
14	7700048	1	Barrel				
15	7700047	1	Gasket				

BURNER SYSTEM

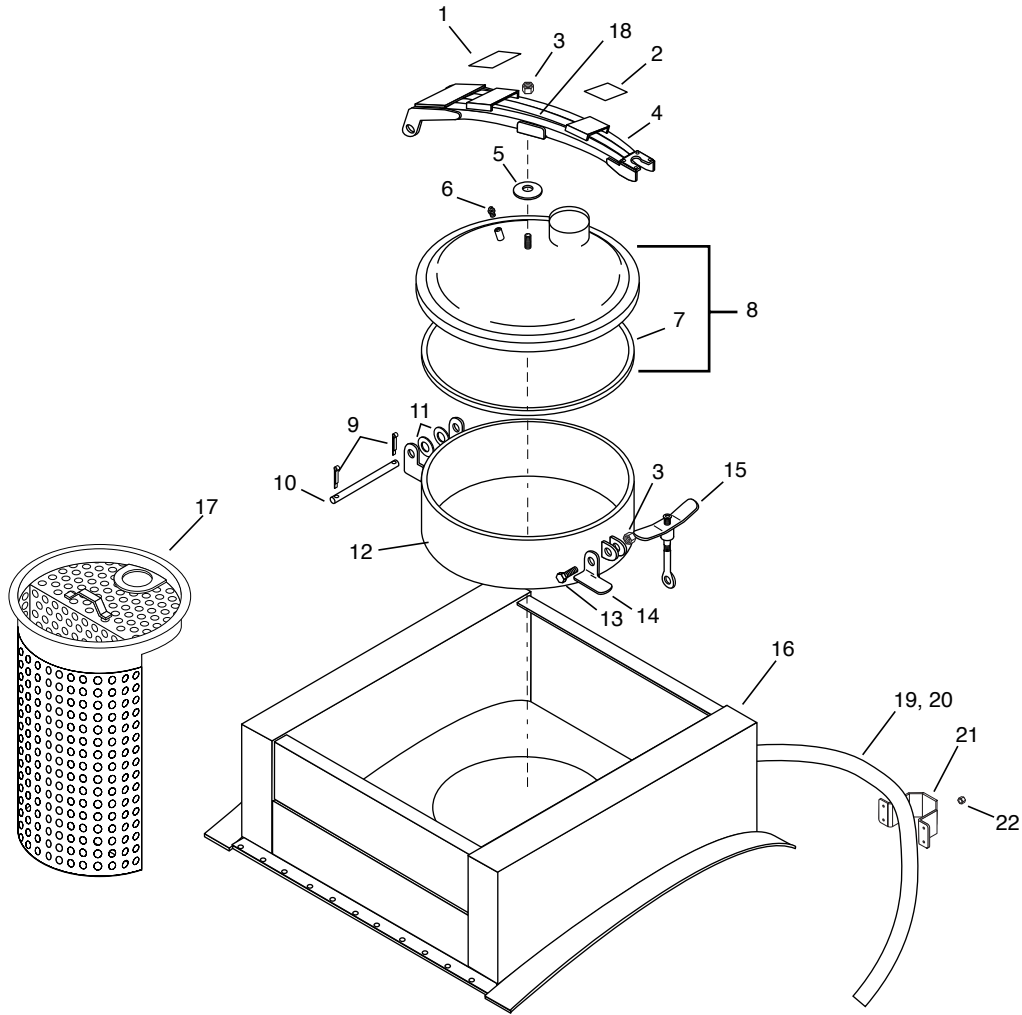
Exhaust Stack Assemblies



REF	PART NO.	QTY	DESCRIPTION	REF	PART NO.	QTY	DESCRIPTION
1	3331444	1	Damper Control Arm	6	3331465	1	Stack Asm - 60.625" (65 x 90 Head)
2	6001149	4	Rivet-Pop, dome, 0.19x.063-.125SS		3331464	1	Stack Asm - 65.375" (70 x 92 Head)
3	3331452	1	Stack Asm - 51.125" (47 x 78 & 50 x 83 Head)		3331466	1	Stack Asm - 46.375" (47 x 78 & 50 x 83 Head)
	3331453	1	Stack Asm - 55.875" (53 x 88 Head)	7	3390592	1	Tag Bracket Asm
	3331465	1	Stack Asm - 60.625" (59 x 89 Head)	8	3390562	1	Bracket
	3331464	1	Stack Asm - 65.375" (65 x 90 Head)	9	3561030	1	Plate - Caution, Hot Surface
	3331467	1	Stack Asm - 70.125" (70 x 92 Head)	10	6100701	1	Nut-Hex, Jam. 5/16-18, S.S.
	3331466	1	Stack Asm - 46.375" (42 x 74 Head)	11	6100702	2	Nut-Hex, Lock, 15/16-18, S.S.
4	6001827	2	Knob-Ball, Blk, 0.38-16, Hi Temp	12	3331455	1	Damper-Flue Stack - NS
5	3331445	1	Bracket-Damper Latch and Guide	13	3301342	1	Bracket-Flue Top (1 Flue)
6	3331452	1	Stack Asm - 51.125" (53 x 88 & 42 x 74 Head)	14	3301331	1	Bracket-Flue Top (2 Flue)
	3331453	1	Stack Asm - 55.875" (59 x 89 Head)				

Manhole And Spillbox Assembly

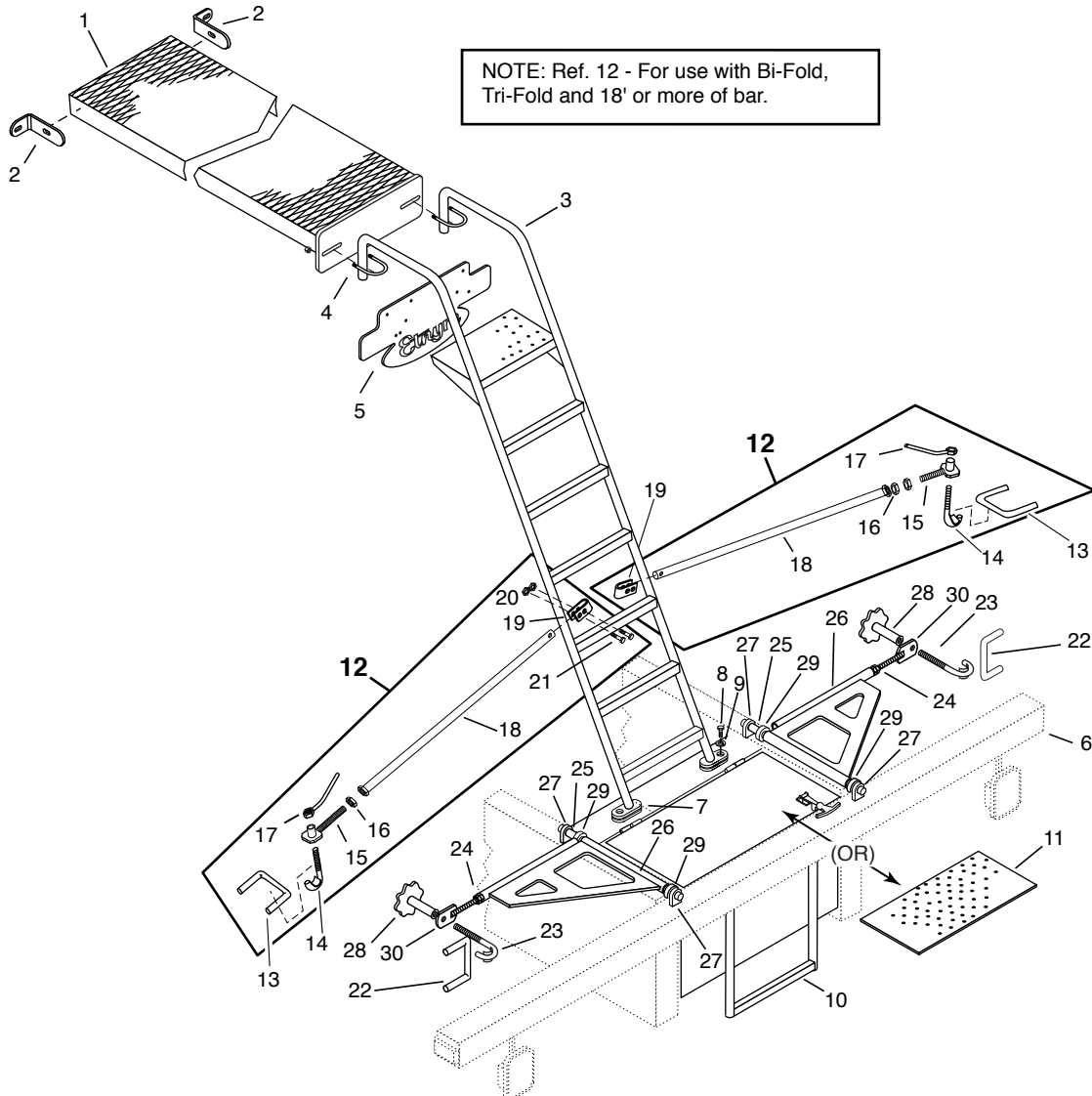
3301357



REF	PART NO.	QTY	DESCRIPTION	REF	PART NO.	QTY	DESCRIPTION
1	3390679	1	Plate-Warning, Manhole	16	9301336	1	Spill Collar Overflow Installation
2	3390684	1	Decal-Caution, Hot Surface	17	3390666	1	Strainer Asm
3	9411727	1	Lock Nut-0.50NC	18	2700259	1	Alignment Bushing
4	7230257	1	Strongback Asm	19	6309185	AR	2.00 ID Tube
5	2700241	1	Reinforcer	20	6600906	1	Hose Clamp, Worm Dr. 1.81 x 2.75
6	0444867	1	Plug-Auto, Hex Sock, 0.38NPTF	21	2705436	1	Bracket
7	2700248	1	Gasket (Included with Ref 8)	22	-	AR	Rivet
8	3301356	1	Cover Asm				
9	0137204	2	Cotter Pin, 0.12 x 1.50				
10	2700233	1	Hinge Shaft				AR - As Required
11	6100376	AR	Wave Washer				
12	3301279	1	Collar Asm				
13	0122459	1	Screw-0.50NC x 2.00				
14	2700234	1	Cover Prop				
15	2700243	1	Hold Down Asm				

TANK

Ladder Assembly

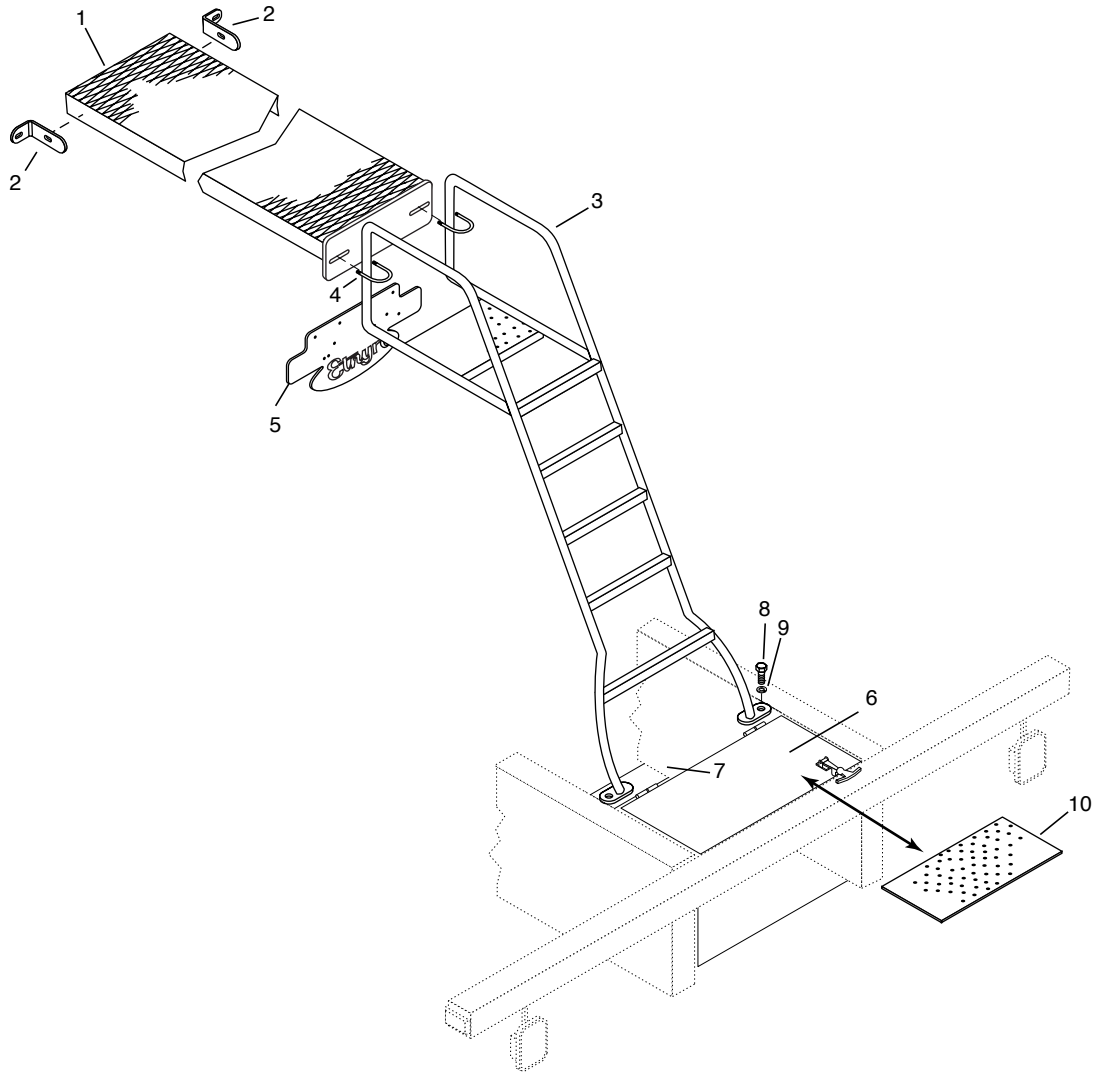


NOTE: Ref. 12 - For use with Bi-Fold, Tri-Fold and 18' or more of bar.

REF	PART NO.	QTY	DESCRIPTION	REF	PART NO.	QTY	DESCRIPTION
1	-	1	Walkway Asm - <i>Specify Serial No.</i>	13	3350346	1	Bracket
2	3301804	2	Front Cap-Floating Walkway	14	3350347	1	Hook Asm
3	3301264	1	Ladder Asm - 42 x 74 Oval	15	3350340	1	Support Asm
	3301266	1	Ladder Asm - 47 x 78 Oval	16	0426897	1	Nut-Hex, Jam , 0.75NC
	3301268	1	Ladder Asm - 50 x 83 Oval	17	3350795	1	Wing Nut Asm
	3301150	1	Ladder Asm - 53 x 88 Oval	18	3352803	1	Pipe Asm
	3301270	1	Ladder Asm - 59 x 89 Oval	19	3352804	1	Formed Plate
	3301272	1	Ladder Asm - 65 x 90 Oval	20	9411727	2	Nut-Hex, Lock, 0.50NC
	3301201	1	Ladder Asm - 70 x 92 Oval	21	0122459	2	Screw-Hex, 0.50NC x 2.00
4	6002495	2	U-Bolt, 0.75"	22	3353072	2	Bracket-Bar,Bar Hold Clamp
	M384906	2	U-Bolt, 1.0"	23	3353171	2	Hook Asm-Bar Hold Clamp
5	3382721	1	Plate-Logo, Ladder	24	0426897	2	Nut-Hex,Jam,3/4NC,PD
6	3382430	1	Bumper Weldment, Bolt On	25	3353172	2	Shaft-Wing Latch
7	3301144	4	Lug	26	3353174	2	Latch Asm-Wing
8	0122017	2	Screw-Hex, 0.31NC x 1.00	27	3353175	4	Mount-Wing Latch
9	0120214	2	Washer-Lock, 0.31	28	3353176	2	Nut-HandwheelAsm
10	3301197	1	Lower Ladder Asm	29	6001582	4	Collar-Clamp On,Shaft,Stl
11	3311807	1	Floor Plate	30	3350340	2	Support Asm-Bar Hold Clamp
12	3352808	2	Wing Lock Asm (Includes Ref 13-21)				

TANK

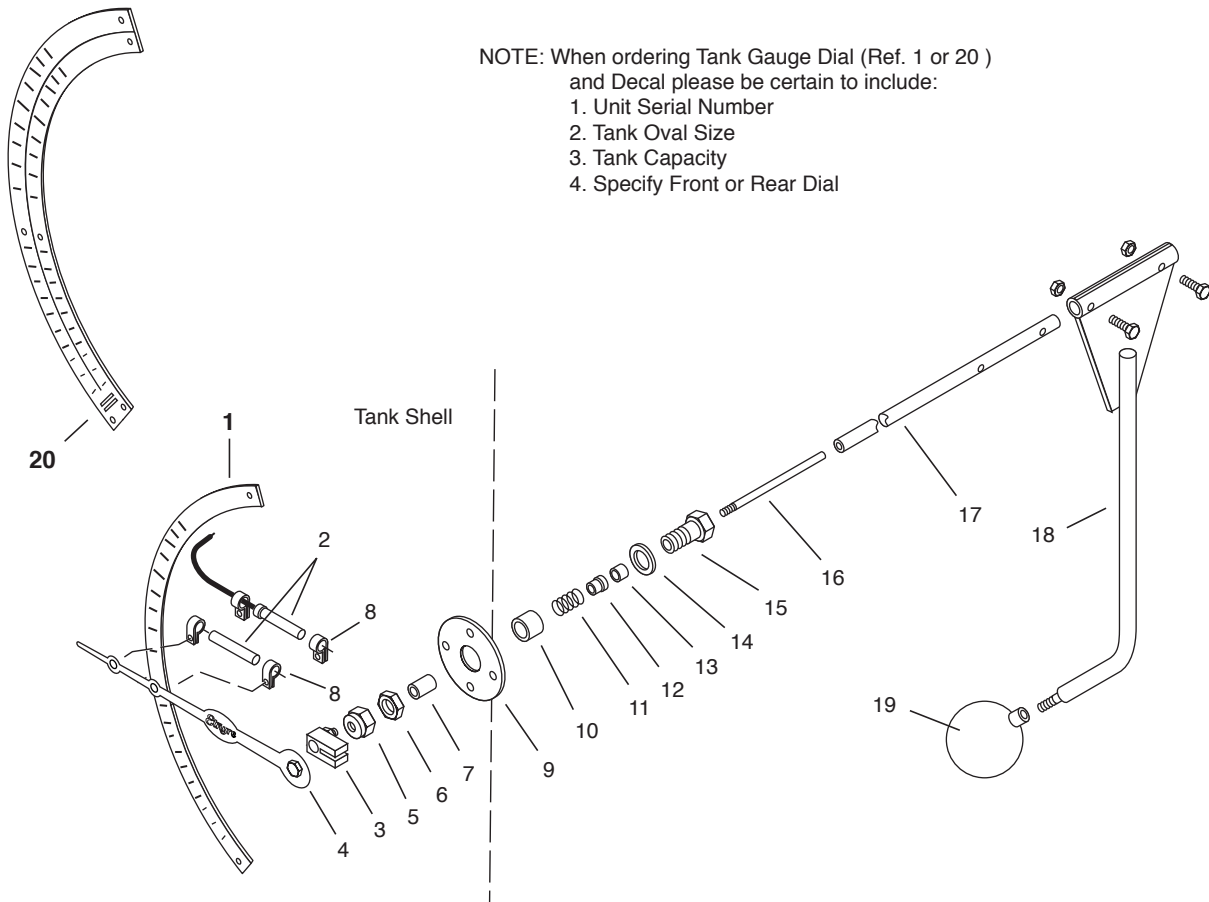
Ladder Assembly - Variable Width Spray Bar



REF	PART NO.	QTY	DESCRIPTION	REF	PART NO.	QTY	DESCRIPTION
1	*****	1	Walkway Asm (Specify Serial No.)	9	0120214	2	Washer-Lock,5/16,Spring,PD
2	3301804	2	Front Cap-Floating Walkway	10	3311807	1	Floor Plate
3	*****	1	Ladder Asm (Specify Serial No.)				
4	6002495	2	U-Bolt, 0.75"				
	M384906	2	U-Bolt, 1.0"				
5	3382721	1	Plate-Logo, Ladder				
6	3312493	1	Tool Soaking Box				
7	3301144	4	Lug				
8	0122017	2	Screw-Hex,5/16-18NC x 1,Gr 2,PD				

Specify Unit Serial No., Part No., & Part Description

Tank Gauge Assembly



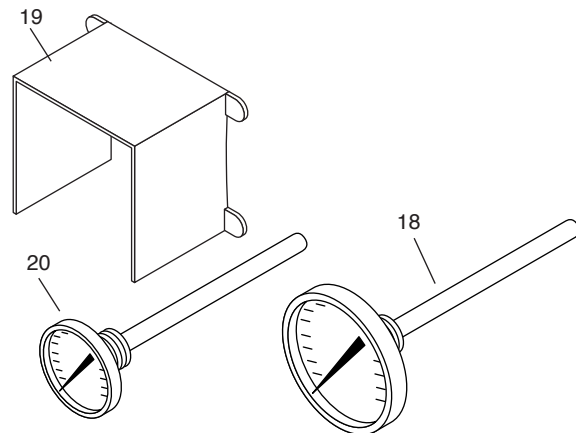
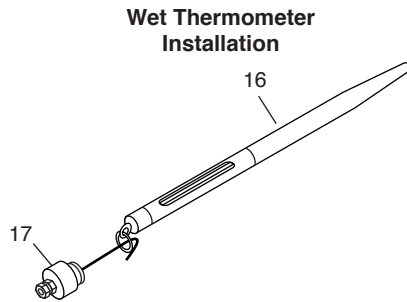
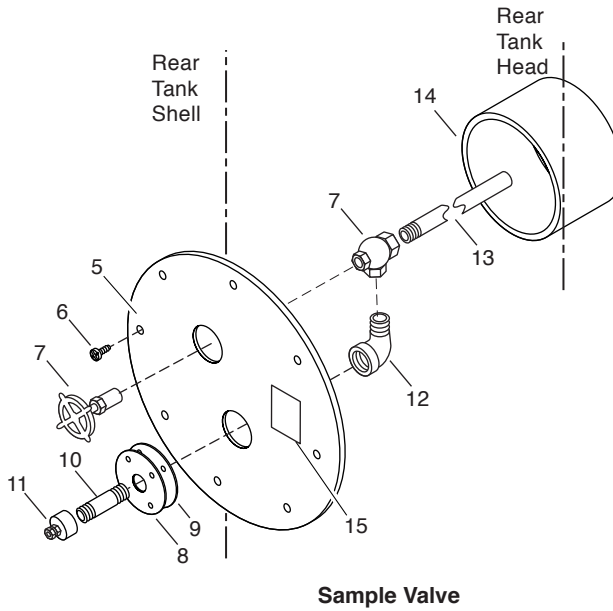
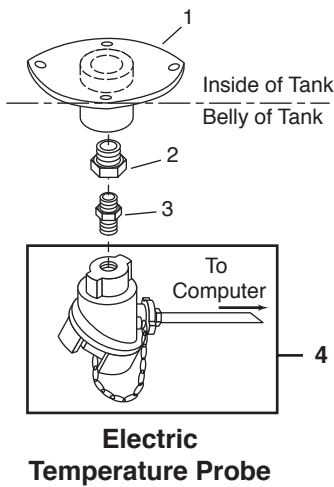
NOTE: When ordering Tank Gauge Dial (Ref. 1 or 20) and Decal please be certain to include:
 1. Unit Serial Number
 2. Tank Oval Size
 3. Tank Capacity
 4. Specify Front or Rear Dial

REF	PART NO.	QTY	DESCRIPTION	REF	PART NO.	QTY	DESCRIPTION
1	7230303	1	Front Dial - Stamped	17	6303353	AR	Pipe Asm-Sch 40, 0.25, Ft.
	7230304	1	Rear Dial - Stamped	18	3361054	1	Stem Asm, 47 x 78 Oval
2	6701832	2	Switch-SPDT Magnetic, 3 AMP EF		3361055	1	Stem Asm, 50x83 Oval
3	3301795	1	Clamp-Tank Ga. Pointer Rod		3361056	1	Stem Asm, 53x88 Oval
4	3301995	1	Dial Pointer, Alum.		3361057	1	Stem Asm, 59x89 Oval
5	3360828	1	Nut Asm-Packing Retainer		3361058	1	Stem Asm, 65x90 Oval
6	0426899	1	Nut-Hex, Jam, 1.00NC		3361059	1	Stem Asm, 70x92 Oval
7	3301164	1	Spacer	19	6600335	1	Float-Ball, 5"
8	6000057	4	Clamp. 0.50 Rubber Tube		6603123	1	Float-Ball, 7"
9	3341199	1	Cover-Jkt, Drive	20	Serial No.	1	Dial-(Specify Unit Serial No.)
10	3301352	1	Spacer				
11	3360192	1	Spring				
12	3360187	1	Sleeve				
13	3360204	1	Packing				
14	3360825	1	Gasket-ASB				
15	3301163	1	Screw-Fitting, 1" NC.				
16	3360824	1	Shaft				

AR = As Required

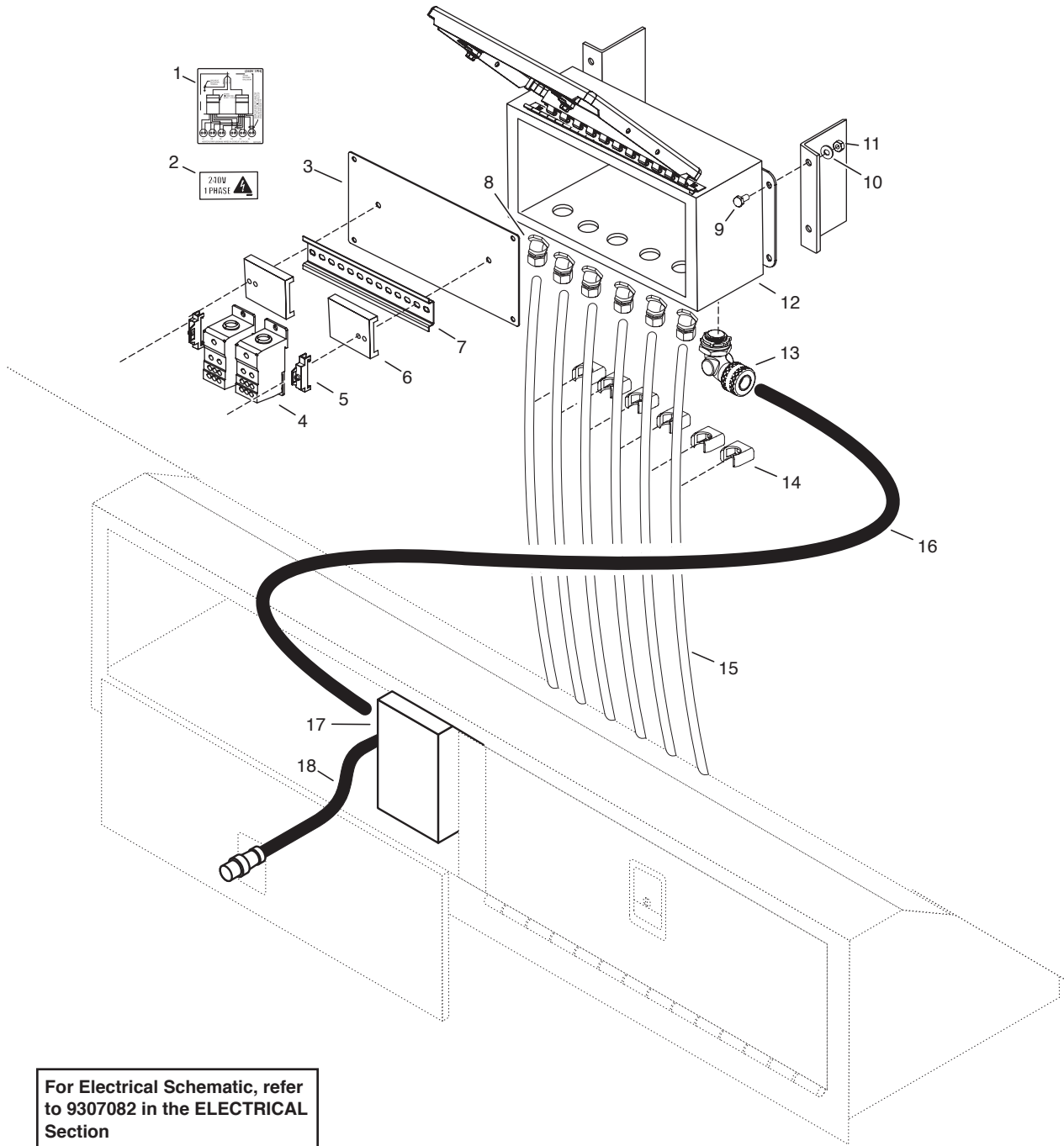
TANK

Sample Valve • Thermometer • Temperature Probe



REF	PART NO.	QTY	DESCRIPTION	REF	PART NO.	QTY	DESCRIPTION
1	3300773	1	Ring-Finishing	15	6320784	1	Decal-Warning, Hot Surfaces
2	0144034	1	Bushing-Pipe, 0.75 x 0.50NPT, PN	16	6500481	1	Thermometer-Pencil, 50-600 Deg. F
3	6601714	1	Adapter-Hyd, St, 08MP-08MP	6500035	1	Thermometer-Pencil, 10-315 Deg. C	
4	3370234	1	Thermocouple	17	3300038	1	Cap Asm-Thermometer
5	3301003	1	Ring-Finish, Sample Valve	18	6500038	1	Thermometer-5" Dial, 9" Stem, 50° 550°, Dual Scale
6	9426128	18	Screw-Tap, PNSL, 0.25 x 0.50	19	3390757	1	Cover Asm-4" Dial
7	6600349	1	Valve-0.75, Angle, Crane #2	20	6500039	1	Thermometer-2" Dial, 9" Stem, 50-550 Deg., Dual Scale
8	2700161	1	Ring-Finish, Sample Valve Outlet				
9	2700162	1	Gasket-Sample Valve Outlet				
10	0126168	2	Nipple-PP, Sch 40, 0.75 x 3.00, PN				
11	0144165	1	Cap-Pipe, 0.75"NPT, PD				
12	0140798	1	Elbow-PP, 45, ST, 0.75NPT				
13	6200324	1	Pipe-Sch 40, 0.75, TOE, Ft				
14	3301006	1	Well Asm-6" O.D.				

Electric Tank Heater 240V/1Phase - 9307095 - Optional (1 of 2)

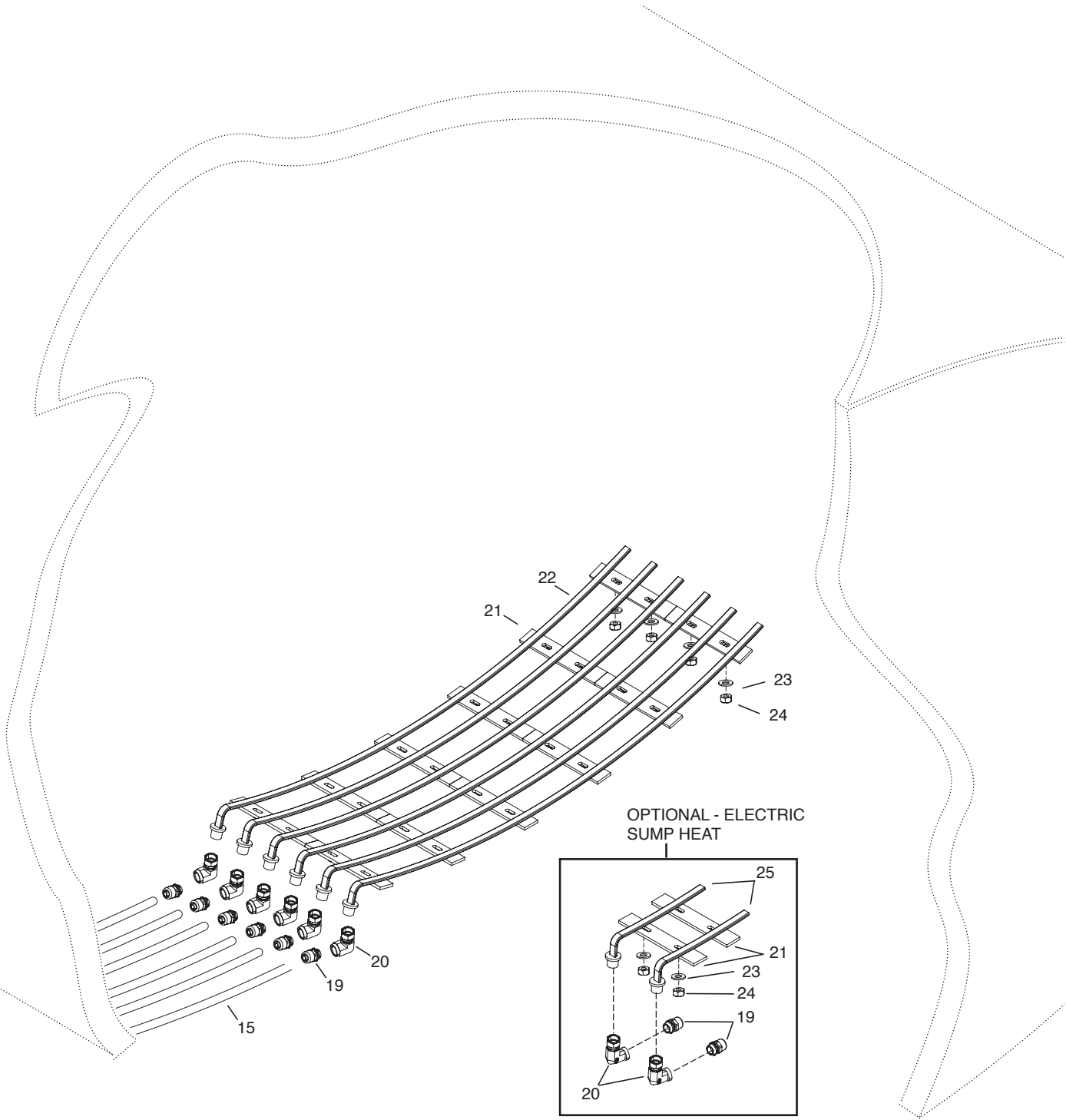


For Electrical Schematic, refer to 9307082 in the ELECTRICAL Section

ACCESSORIES

REF	PART NO.	QTY	DESCRIPTION	REF	PART NO.	QTY	DESCRIPTION
1	3371078	1	Decal-240 V 1 PH, Box, Inside	8	6703983	6	Connector-FEMT, 45, 3/8", LQD RES
2	3371077	1	Decal-240 V 1 PH, Box, Outside	9	0180018	4	Capscrew-Gr5, 0.25"UNC x 0.63" Long
3	3383106	1	Plate-Enclosure Mount	10	0120386	4	Washer-Flat, SAE STD, 0.25"
4	6704908	2	Distribution Block-1 Pole	11	0120375	4	Nut-Hex, 0.25"NC
5	6703387	2	End Clamp-DIN Rail	12	3370981	1	Enclosure-Mach, Belly, 12"x 6" x 4"
6	3160828	2	Mount-DIN Rail	13	6704657	1	Cord Grip-Fitting, 0.75"x0.62", 90
7	2770631	1	DIN Rail-5.7"Long	14	6704933	6	Clamp-Conduit, 0.75" ID, Modular

Electric Tank Heater 240V/1Phase - 9307095 - Optional
(2 of 2)

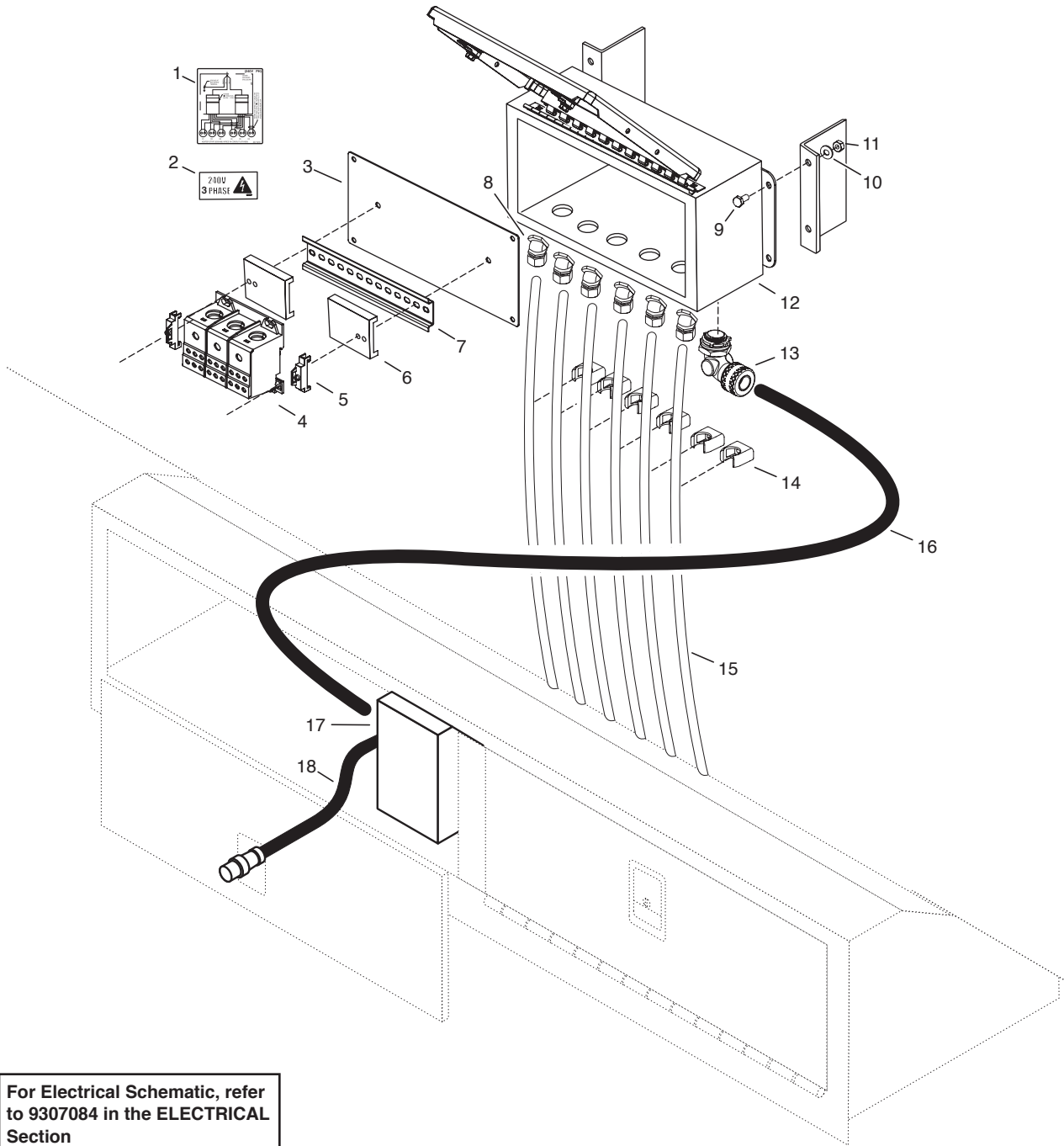


REF	PART NO.	QTY	DESCRIPTION	REF	PART NO.	QTY	DESCRIPTION
15	6704360	AR	Conduit-Flex, Non-Metal, 3/8"	22	6500498	6	Heat Strip-1000W, 240V, 120" Lead
16	6703855	AR	Cord-Electric, 10 x 3, Type SOOW	23	0446363-CR	28	Washer-Flat, SAE STD, 0.313"
17	6704003	1	Thermostat, Type 7	24	0120376	28	Nut-Hex, 0.313"NC
18	6704578	1	Controller-Therm, 240V, 32-500	25	6704911	2	Heat Strip-300W, 120V, 8.75"
19	9700634	8	Connector-FEMT, 3/8", LQD RES				
20	3370985	8	Elbow-Heat Strip				
21	S1799AL	14	Heater Clamp Bar				

AR = As Required

ACCESSORIES

Electric Tank Heater 240V/3Phase - 9307083 - Optional (1 of 2)

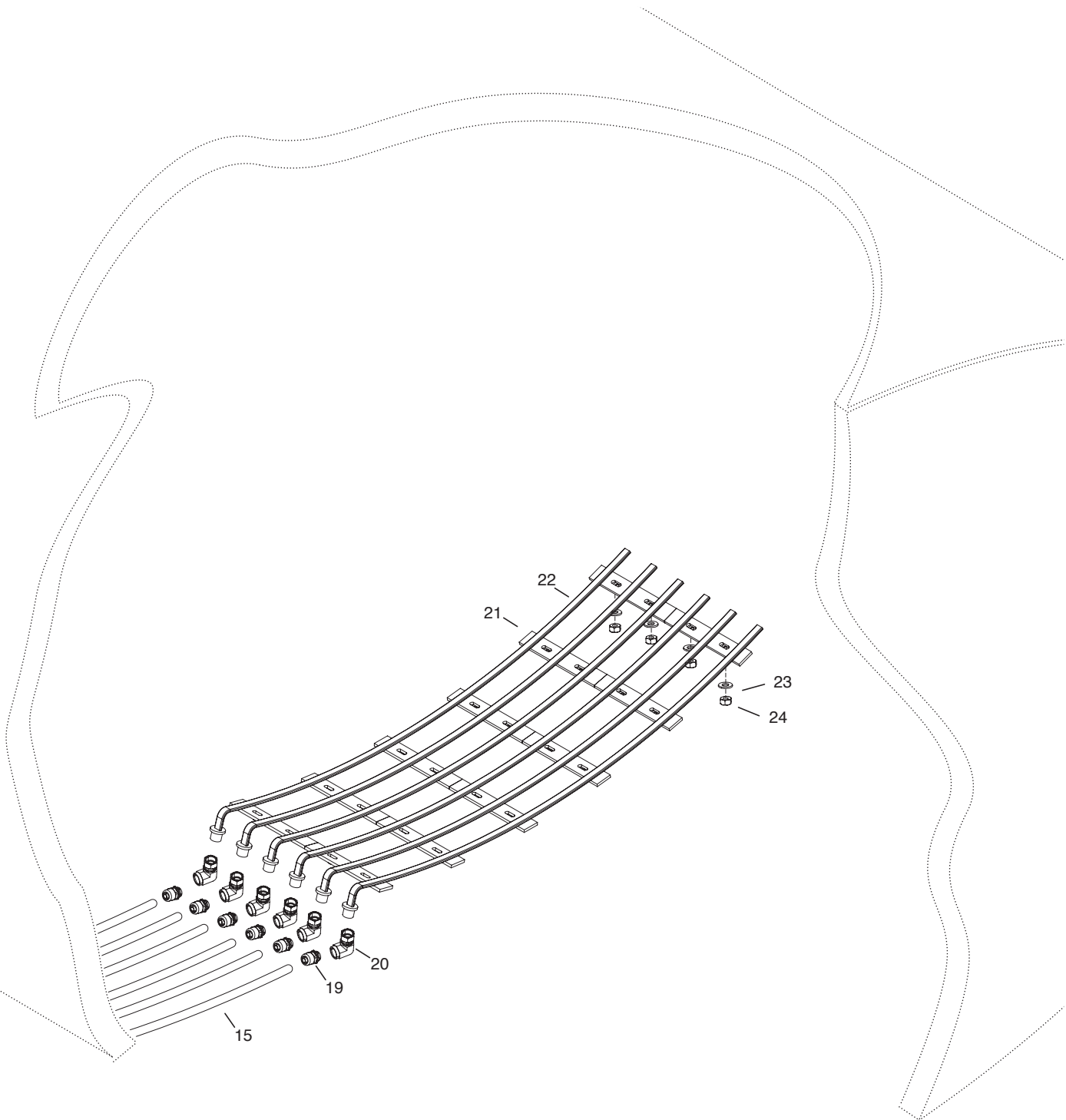


For Electrical Schematic, refer to 9307084 in the ELECTRICAL Section

ACCESSORIES

REF	PART NO.	QTY	DESCRIPTION	REF	PART NO.	QTY	DESCRIPTION
1	3371080	1	Decal-240 V 3 PH, Box, Inside	8	6703983	6	Connector-FEMT, 45, 3/8", LQD RES
2	3371079	1	Decal-240 V 3 PH, Box, Outside	9	0180018	4	Capscrew-Gr5, 0.25"UNC x 0.63" Long
3	3383106	1	Plate-Enclosure Mount	10	0120386	4	Washer-Flat, SAE STD, 0.25"
4	6704350	1	Distribution Block-3 Pole	11	0120375	4	Nut-Hex, 0.25"NC
5	6703387	2	End Clamp-DIN Rail	12	3370981	1	Enclosure-Mach, Belly, 12"x 6" x 4"
6	3160828	2	Mount-DIN Rail	13	6704657	1	Cord Grip-Fitting, 0.75"x0.62", 90
7	2770631	1	DIN Rail-5.7"Long	14	6704933	6	Clamp-Conduit, 0.75" ID, Modular

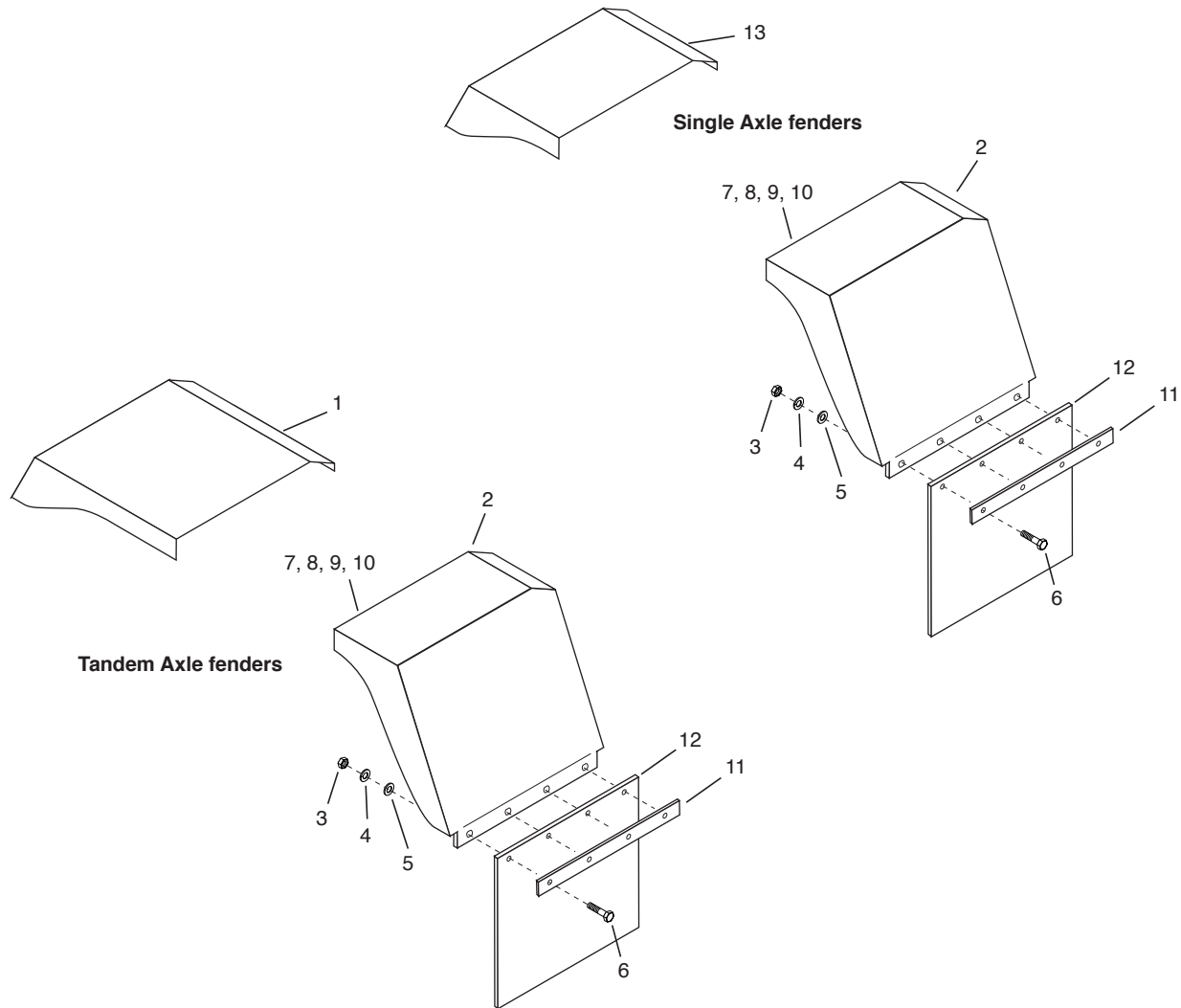
Electric Tank Heater 240V/3Phase - 9307083 - Optional
(2 of 2)



REF	PART NO.	QTY	DESCRIPTION	REF	PART NO.	QTY	DESCRIPTION
15	6704360	30	Conduit-Flex, Non-Metal, 3/8"	22	6500498	6	Heat Strip-1000W, 240V, 120" Lead
16	6700606	AR	Cord-Electric, 14/4	23	0446363-CR	24	Washer-Flat, SAE STD, 0.313"
17	6704003	1	Thermostat, Type 7	24	0120376	24	Nut-Hex, 0.313"NC
18	6704578	1	Controller-Therm, 240V, 32-500				AR = As Required
19	9700634	6	Connector-FEMT, 3/8", LQD RES				
20	3370985	6	Elbow-Heat Strip				
21	S1799AL	12	Heater Clamp Bar				

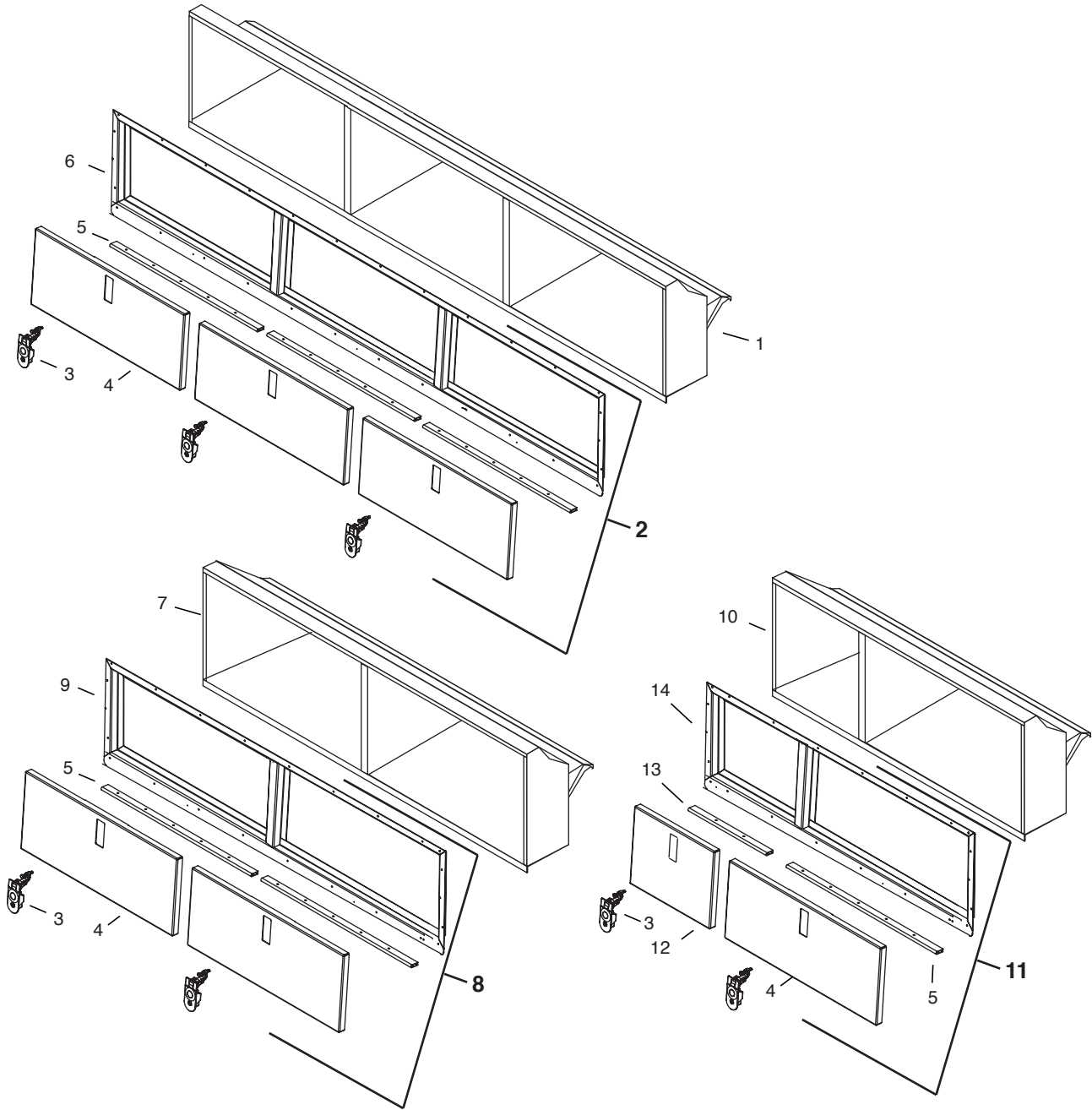
ACCESSORIES

Rear Fender Assemblies



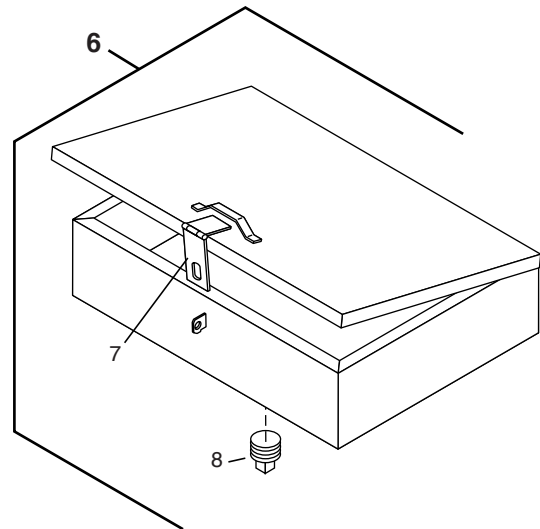
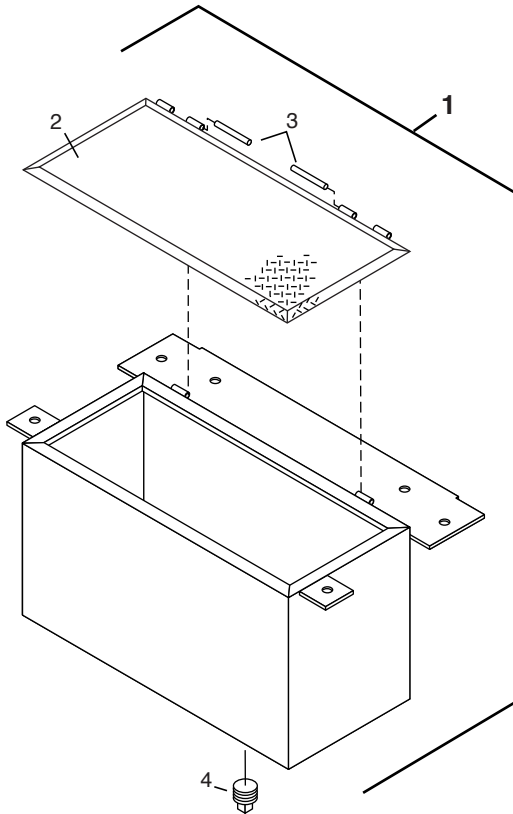
REF	PART NO.	QTY	DESCRIPTION	REF	PART NO.	QTY	DESCRIPTION
1	3301659	1	Fender-Front, Diamond, LH, Tandem	8	0120376	6	Nut-Hex, 5/16NC, PD
	3301844	1	Fender-Front, Smooth, LH, Tandem	9	0122017	6	Screw-Hex, 5/16NC x 1, Gr 2, PD
	3301662	1	Fender-Front, Diamond, RH, Tandem	10	0446363	12	Washer-Flat, 5/16, Spring, PD
	3301845	1	Fender-Front, Smooth, RH, Tandem	11	3380838	2	Bar-Mudflap, Backup
2	3301741	1	Fender-Rear, Diamond, LH, All	12	3380847	2	Guard-Splash, 24 x 20
	2680565	1	Fender-Rear, Smooth, LH, All	13	3301663	1	Fender-Front, Diamond, LH Single
	3301742	1	Fender-Rear, Diamond, RH, All		2680564	1	Fender-Front, Smooth, LH, Single
	2680568	1	Fender-Rear, Smooth, RH, All		3301664	1	Fender-Front, Diamond, RH Single
3	0120375	8	Nut-hex, 1/4NC, PD		2680567	1	Fender-Front, Smooth, RH, Single
4	0120380	8	Washer-Lock, 1/4, Spring, PD				AR = As Required
5	0120386	8	Washer-Flat, 1/4, Spring, PD				
6	0121887	8	Screw-Hex, 1/4NC x 3/4, Gr 2, PD				
7	0120214	6	Washer-Lock, 5/16, Spring, PD				

Toolbox Assemblies



REF	PART NO.	QTY	DESCRIPTION	REF	PART NO.	QTY	DESCRIPTION
1	3382502	1	Frame Asm - 90", LH	9	3382375	1	Frame Asm-Door, 60"
	3382505	1	Frame Asm - 90", RH	10	3382528	1	Frame Asm - 48", LH
2	3382508	1	Door & Frame Asm- 90" Toolbox (Includes Ref 3-6)		3382531	1	Frame Asm - 48", RH
3	6002509	AR	Door Latch	11	3382535	1	Door & Frame Asm - 48" Toolbox, LH (Includes Ref 3-5, 12-14)
4	3382379	AR	Door-Toolbox, 60"		3382537	1	Door & Frame Asm - 48" Toolbox, RH (Includes Ref 3-5, 12-14)
5	3381465	AR	Hinge-Piano, 2.0"w x 27"	12	3382533	1	Door-Toolbox, 48"
6	3382507	1	Frame Asm-Door, 90"	13	3381105	1	Hinge-Piano, 2.0" x 15.5"
7	3382355	1	Frame Asm - 60", LH	14	3382534	1	Frame Asm-Door, 48", LH
	3382356	1	Frame Asm - 60", RH		3382536	1	Frame Asm-Door, 48", RH
8	3382376	1	Door & Frame Asm - 60" Toolbox (Includes Ref 3-5, 9)				AR = As Required

Tool Soak & Section Box Assemblies

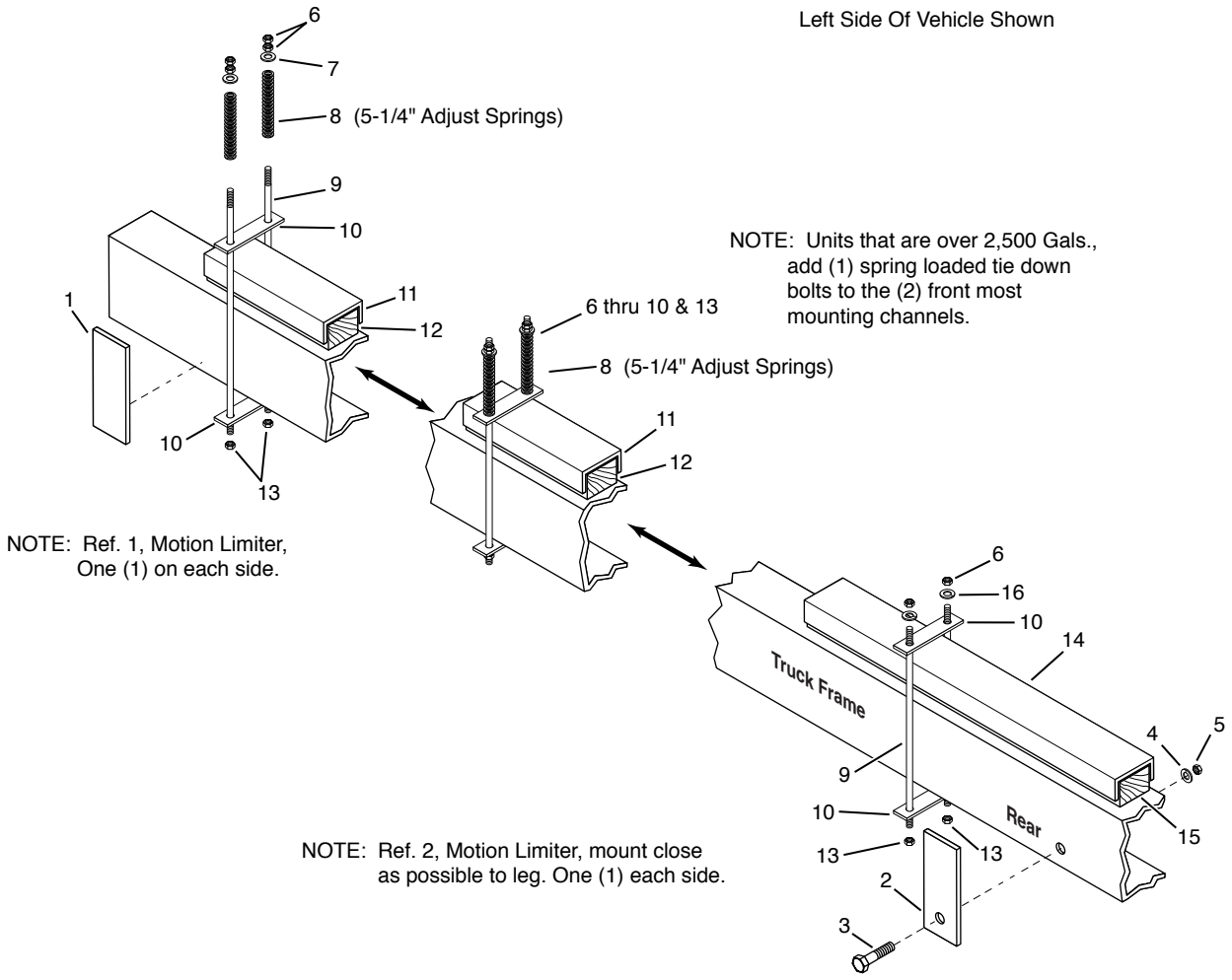


ACCESSORIES

REF	PART NO.	QTY	DESCRIPTION	REF	PART NO.	QTY	DESCRIPTION
1	3312493	1	Tool Soak Box Asm <i>(Includes Ref 2-4)</i>	6	3352424 3354386	1	Box Asm-Section Carrier <i>(Includes Ref 7, 8)</i>
2	3311810	1	Lid	7	6000308	1	Safety Hasp
3	3352683	2	Pin-Hinge	8	0219303	1	Plug-Pipe, SqHd, 1.00NPT
4	0219301	1	Plug-Pipe, SqHd, 0.75NPT				

Tank Mounting

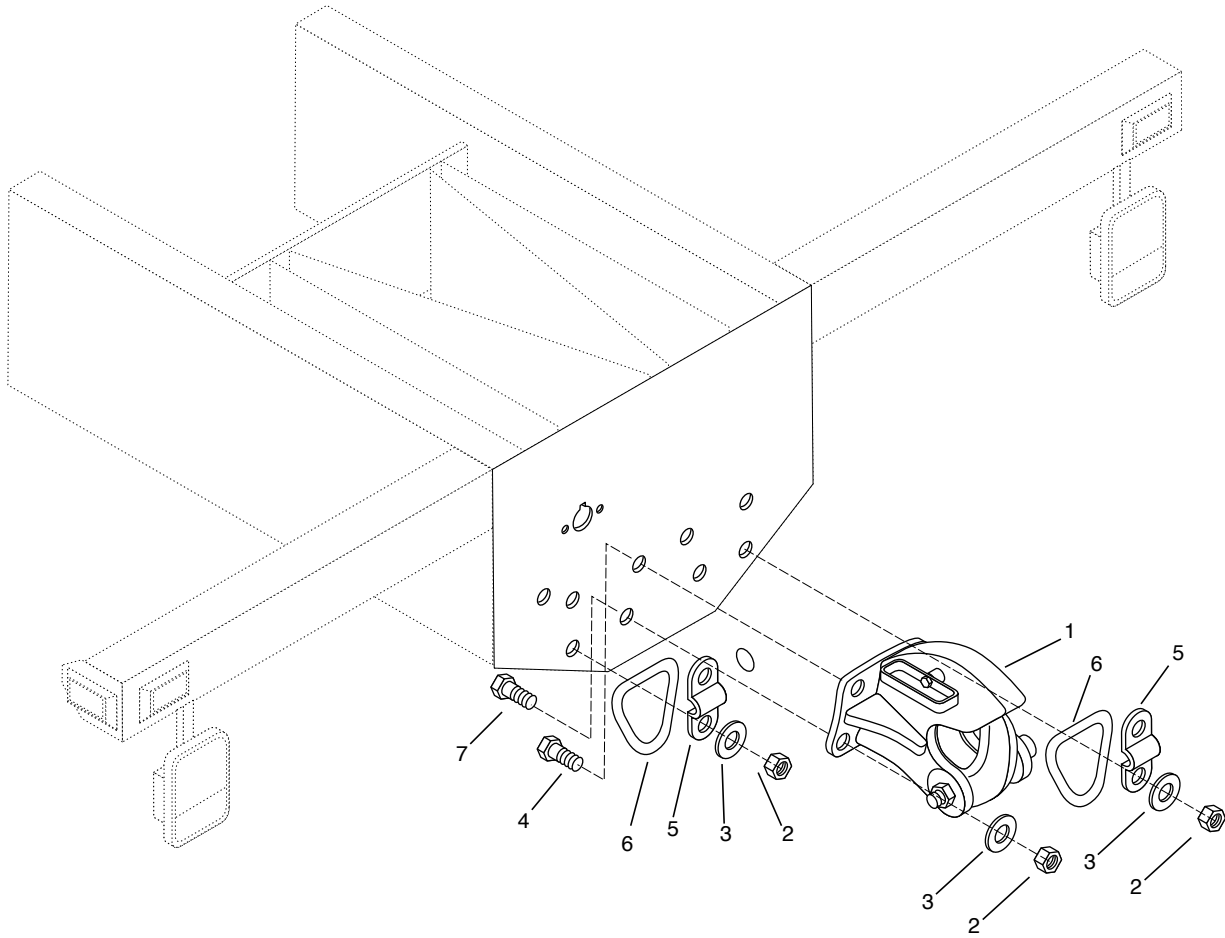
Left Side Of Vehicle Shown



REF	PART NO.	QTY	DESCRIPTION	REF	PART NO.	QTY	DESCRIPTION
1	3311576	2	Channel-Tie Down Tank Mtg., 4 x 12	10	3310932	12	Plate-Tie Down, 3 1/2 + 3 3/4 Frame
2	3311617	2	Limiters-Fore/Aft	11	3310979	4	Retainer Asm
3	6001115	2	Screw-Hex, 0.75NC x 2.25, GR8, PD	12	3311493	4	Wood-2" High x 19.75" Long
4	0131046	2	Washer-Lock, 0.75, Spring, PD	13	9411727	12	Nut-Hex, Lock, 0.50NC, EA, PD
5	9414000	2	Nut-Hex, Lock, 0.75NC, GR8, PD	14	3301669	2	Retainer Asm
6	0120378	20	Nut-Hex, 0.50NC, PD	15	3311612	2	Wood-2" High x 35.75" Long
7	0120390	8	Washer-Flat, 0.50A W, PD	16	0120384	4	Washer-Lock, 0.50, Spring, PD
8	3310354	8	Spring-Comp.				AR = As Required
9	3300339	AR	Stud-Tie Down, Frm, 12 In.				
	3300338	AR	Stud-Tie Down, Frm, 14 In.				
	3300337	AR	Stud-Tie Down, Frm, 16 In.				
	3300336	AR	Stud-Tie Down, Frm, 18 In.				
	3300335	AR	Stud-Tie Down, Frm, 20 In.				
	3300623	AR	Stud-Tie Down, Frm, 21 In.				
	3301354	AR	Stud-Tie Down, Frm, 22 In.				
	3300671	AR	Stud-Tie Down, Frm, 24 Lg.				
	3300932	AR	Stud-Tie Down, Frm, 26 Lg.				

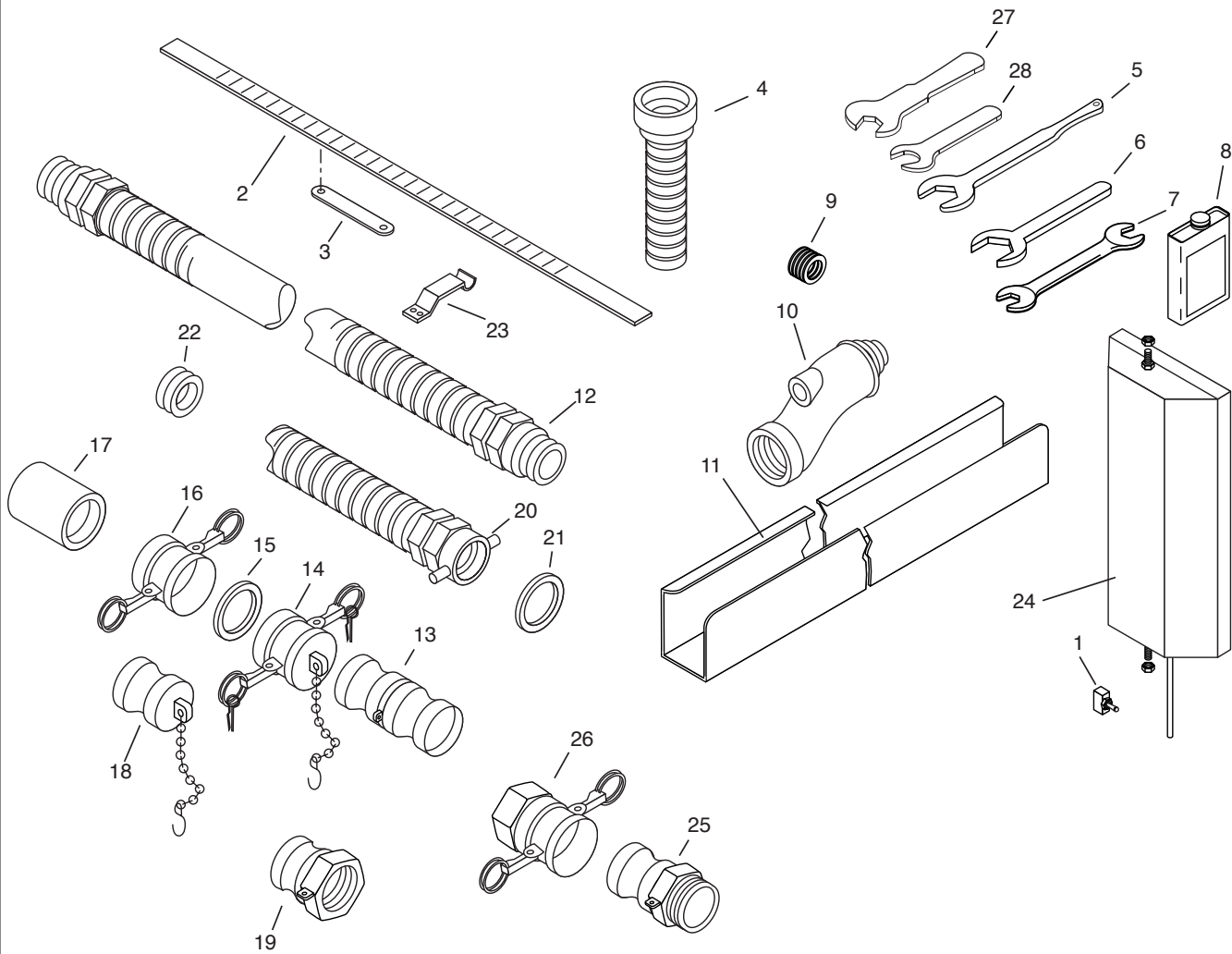
ACCESSORIES

Pintle Hook



REF	PART NO.	QTY	DESCRIPTION	REF	PART NO.	QTY	DESCRIPTION
1	6001167	1	Pintle Hook				
2	9414000	8	Lock Nut, 0.75NC, GR8				
3	0131000	8	Flat Washer, 0.75				
4	0223529	4	Screw, 0.75NC x 2.50, GR8				
5	3300104	2	Lifting Bracket				
6	3300106	2	Lifting Ring				
7	6001115	4	Screw, 0.75NC x 2.25, GR8				

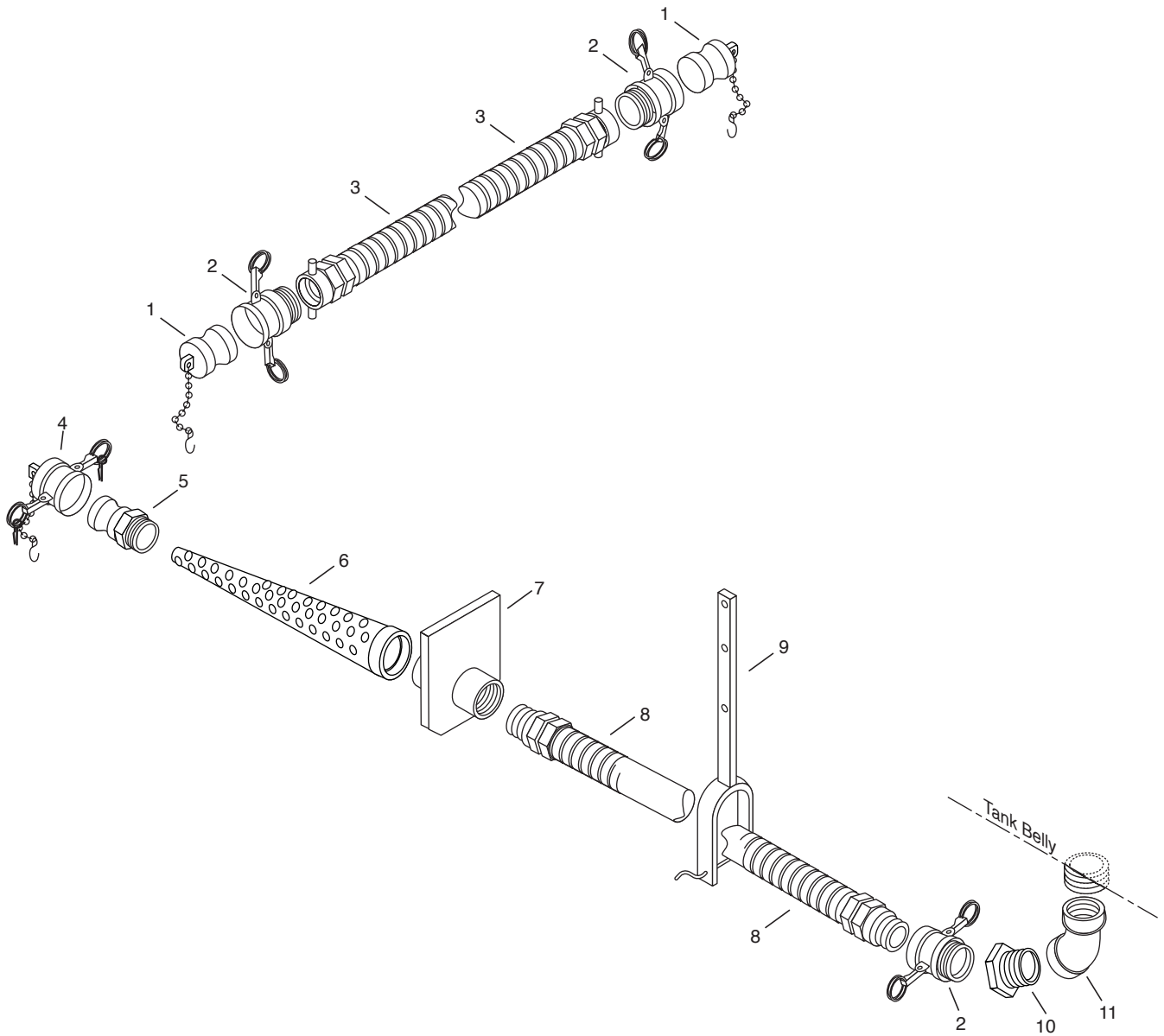
Miscellaneous Attachments And Tools



REF	PART NO.	QTY	DESCRIPTION	REF	PART NO.	QTY	DESCRIPTION
1	7230372	1	Switch-4 Way (located in cab)	13	6600152	1	Hose Connector-3"
2	Measuring Stick (1 Flue)				6600282	1	Double Connector, 3", Alum
	*****		Call with Unit Serial Number	14	6600281	1	Dust Cap, 3", Alum W/Chain
	Measuring Stick (2 Flue)				6600250	1	Dust Cap, 3", Brass
	*****		Call with Unit Serial Number	15	6600279	1	Gasket-3" ID, Silicone
3	3390645	1	Label-Measuring Stick (1 Flue)	16	6600278	1	3" Coupler, Alum, Part B
	3390656	1	Label-Measuring Stick (2 Flue)	17	6200059	1	Pipe Coupling-3.00NPT
4	3300036	1	Overflow Outlet Extention Asm	18	6600280	1	3" Dust Plug, Alum.
5	3380459	1	Open End Wrench, 2"	19	6600277	1	3" Adapter, Alum, Part A
6	3380079	1	Union Wrench, 2"	20	6600265	1	Hose Asm-3", T&A x 15' M/F Cplg
7	6000376	1	Armstrong Wrench		7400004	1	Hose-3", Tiger, W/Male Nipples BE
8	7220056	1	Anti-Foam Concentrate, 1 Pint	21	6600267	2	Gasket-3.50 x 2.88 x 0.13, ASB
9	6600310	1	Packing Ring, 1.50 ID x 2.00 OD	22	7220028	1	Cord-Norfab, 0.6"
10	3340040	1	3" Connector	23	3310040	2	Bracket-Measuring Stick
11	3380790	1	Hose Trough (Specify Unit Number)	24	6702464	1	Mirror-4 Way, Heated
12	6601926	1	Hose Asm-3.00 x 15 Ft.	25	6001011	1	Adapter-3", Evertite
	6602576	1	Hose Asm-3.00 x 12 Ft.	26	6001012	1	Coupler-3", Evertite
	7400004	1	Hose-3", Tiger, w/Male Nipp BE,Rub	27	3380442	1	Wrench-Open End, 1.5", SAM
	6600443	1	Hose Asm-3 In X 20 Ft, M/M	28	3381752	1	Wrench-Open End, 1.63", VWWSB

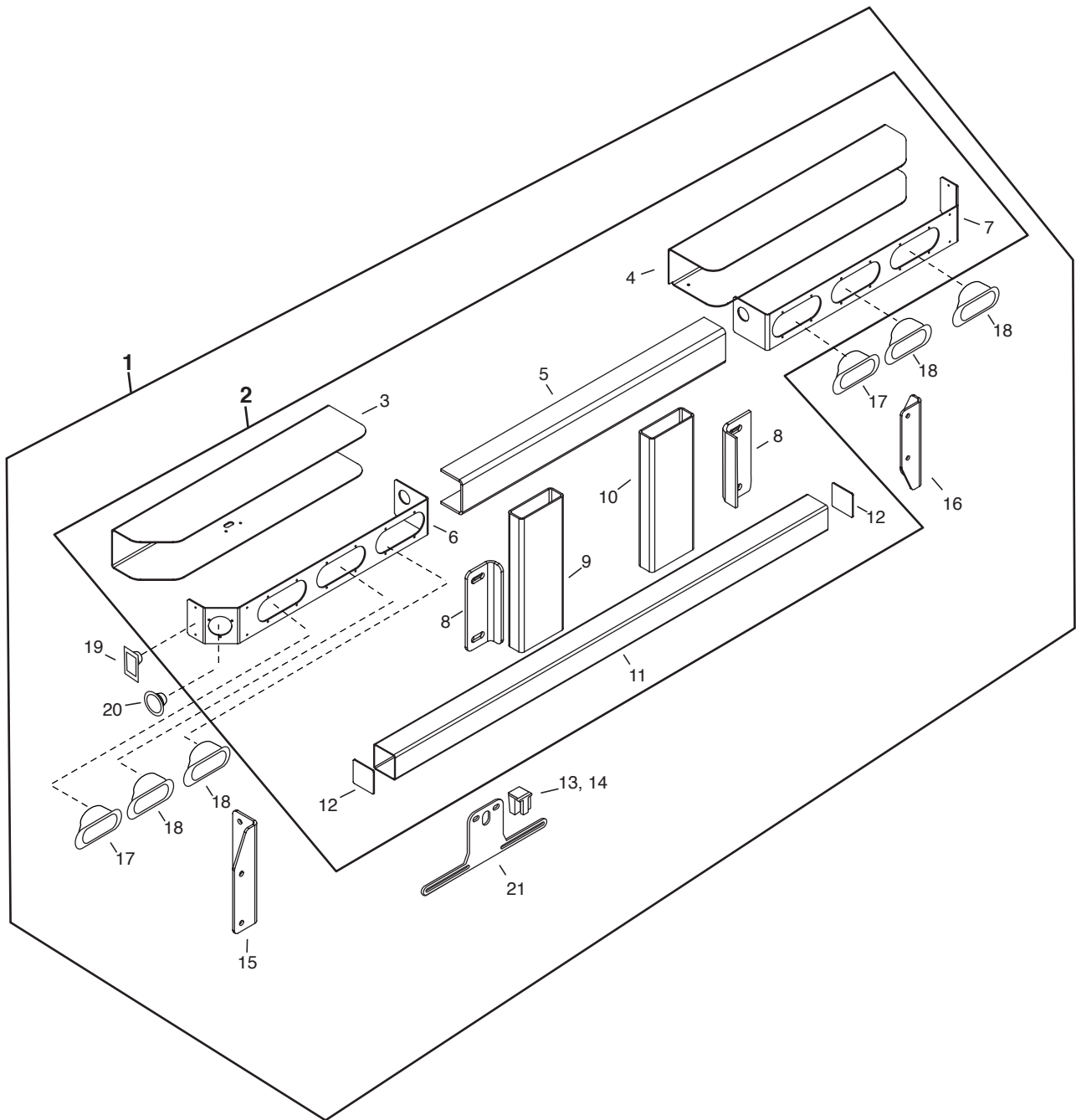
Specify Unit Serial No., Part No., & Part Description

Front Fill Line - (Optional)



REF	PART NO.	QTY	DESCRIPTION	REF	PART NO.	QTY	DESCRIPTION
1	6600280	2	Plug-Dust, 3" alum., w/ Chain				
2	6600278	3	Coupler-3" alum, Part B				
3	J965602	1	Hose-3" Tiger, 7Ft w/ Fem Cplings BE				
4	6600281	1	Cap-Dust, 3" alum., w/ Chain				
5	6001011	1	Adapter-3" Part F				
6	2641012	1	Strainer-3" Pipe, 17.5" Long				
7	C1078AE	1	Bracket Asm-Front Bumper Mounting				
8	6601926	1	Hose Asm-3" T&A, 15Ft, NPT, MP BE				
9	C1078AC	6	Bracket Asm-Hose Hook				
10	6200044	1	Bushing-Pipe, 4" x 3"NPT, PN				
11	6200070	1	Elbow-Pipe, 45°, 4"NPT, PN				

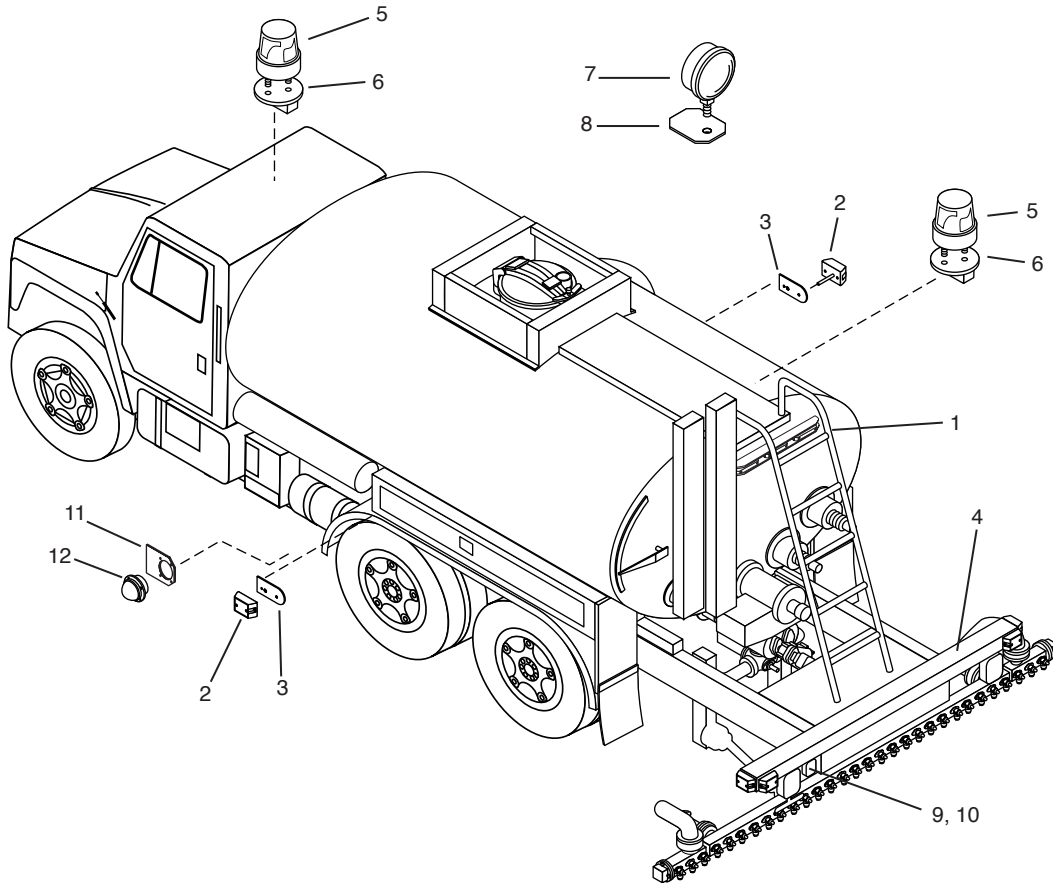
Rear Bumper Assembly



REF	PART NO.	QTY	DESCRIPTION	REF	PART NO.	QTY	DESCRIPTION
1	3382555	1	Bumper Asm-LED Lamps w/ Flgs (Includes Assembly 2, & Ref 13-21)	11	3311797	1	Beam-Underride
2	3382430	1	Bumper Weldment, Bolt On (Includes Ref 3-12)	12	3312563	2	End Plate-Spraybar
3	3311991	1	LH Channel-Bumper LED	13	6704058	1	Light-License Plate
4	3311992	1	RH Channel-Bumper LED	14	6704100	1	License Light Bracket
5	3311990	1	Channel-Formed Bumper LED	15	3382432	1	Bumper Bracket-LH
6	3370620	1	Faceplate-LED Bumper, Flg Mnt, LH	16	3382433	1	Bumper Bracket-RH
7	3370622	1	Faceplate-LED Bumper, Flg Mnt, RH	17	6704415	2	Light-Oval, LED Back-Up, Flg
8	3382431	2	Bumper Bracket	18	6704414	4	Light-Oval LED Red, S / T / T, Flg
9	3312621	1	Tube-Spraybar Guard, W/ Holes	19	6703813	4	Reflector-Red Rectangular
10	3311840	1	Tube-Spraybar Guard	20	6704062	2	Light-2" Red, Flg, LED
				21	6703812	1	License Plate Bracket

Specify Unit Serial No., Part No., & Part Description

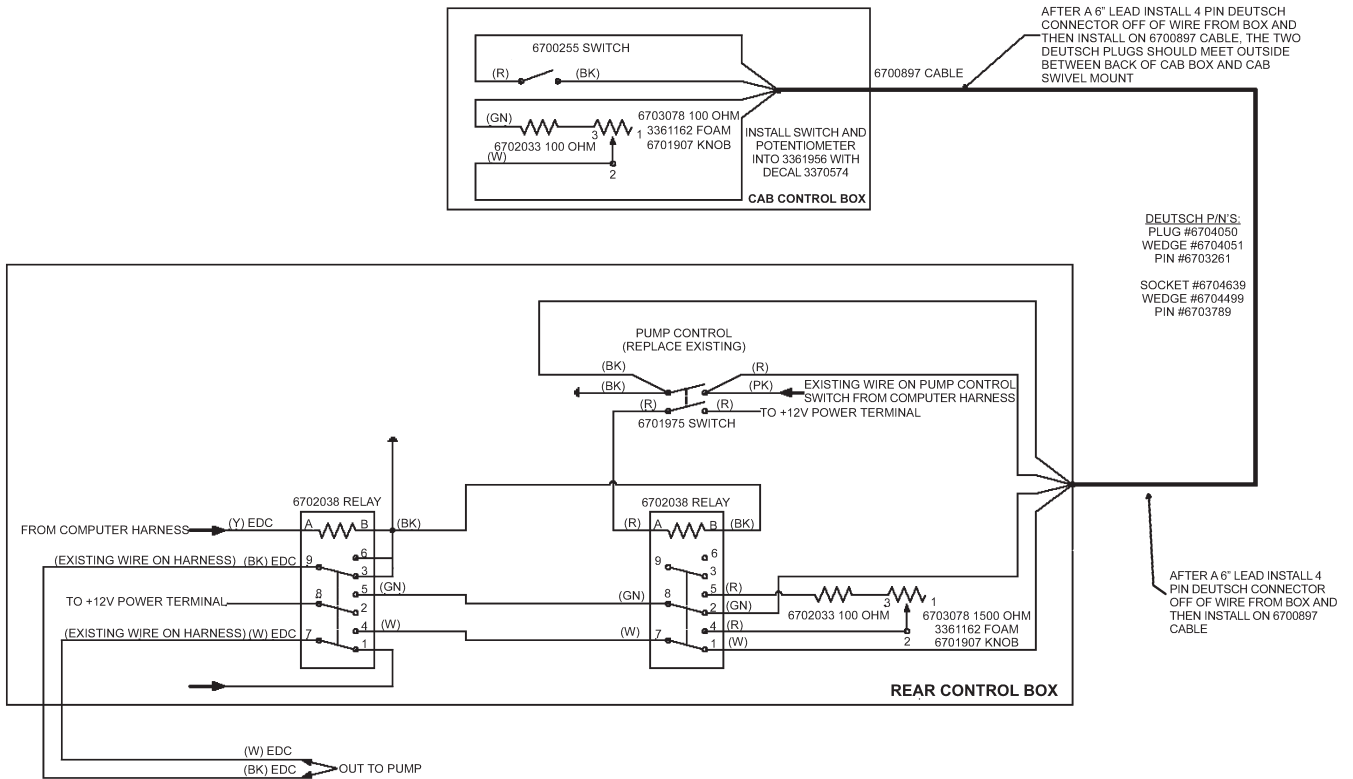
Identification And Clearance Lights



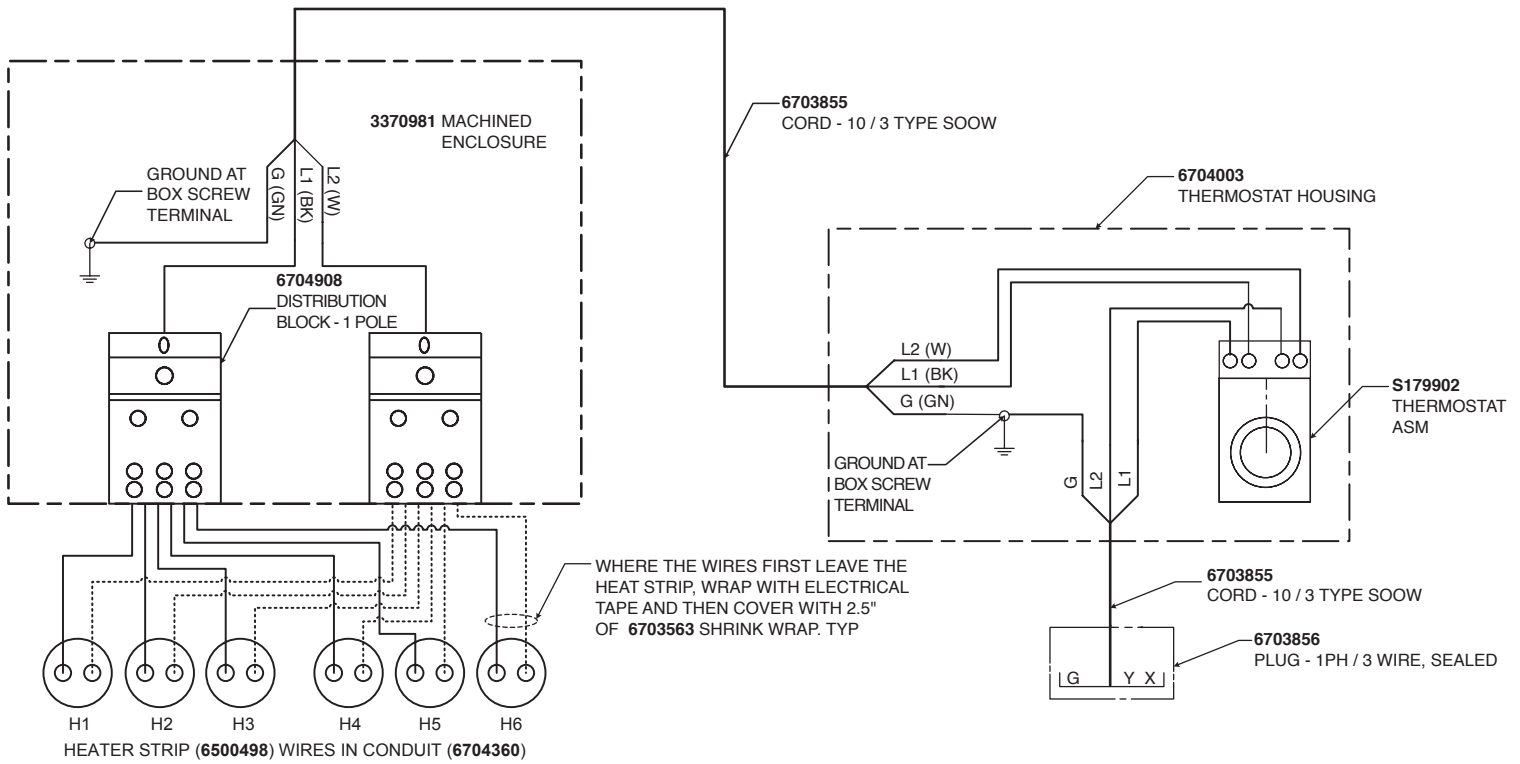
REF	PART NO.	QTY	DESCRIPTION	REF	PART NO.	QTY	DESCRIPTION
1	6704059	1	Light-LED ID Bar	7	••••••	AR	Flood Lamp (Specify Serial Number)
	6700455	1	O Ring	8	••••••	AR	Mounting Bracket (Specify Serial No.)
	6700284	1	Red Lens	9	6701774	1	Electric Back-Up Horn, 12V
	6702225	1	Triple Bar Light	10	3370259	1	Mounting Bracket
2	6700855	2	Light-Clearance, w/Reflect, Amber	11	3370047	1	Bracket-Frt Clear, Env Mtg
3	3370108	2	Bracket-Light, Clearance, Front	12	6700038	1	Clear Light, 12V
4	3370757	1	Bumper Asm - 4 Wire Conduit		6700229	1	O Ring
	3370758	1	Bumper Asm - 5 Wire Conduit		6700082	1	Lens
	3370059	1	Bumper Asm - Env. Trailer				AR = As Required
	3311340	1	Bumper Asm - Economy				
5	••••••	AR	Strobe Light (Specify Serial Number)				
6	••••••	AR	Mounting Bracket(Specify Serial No.)				

Wiring Schematic - 9305246

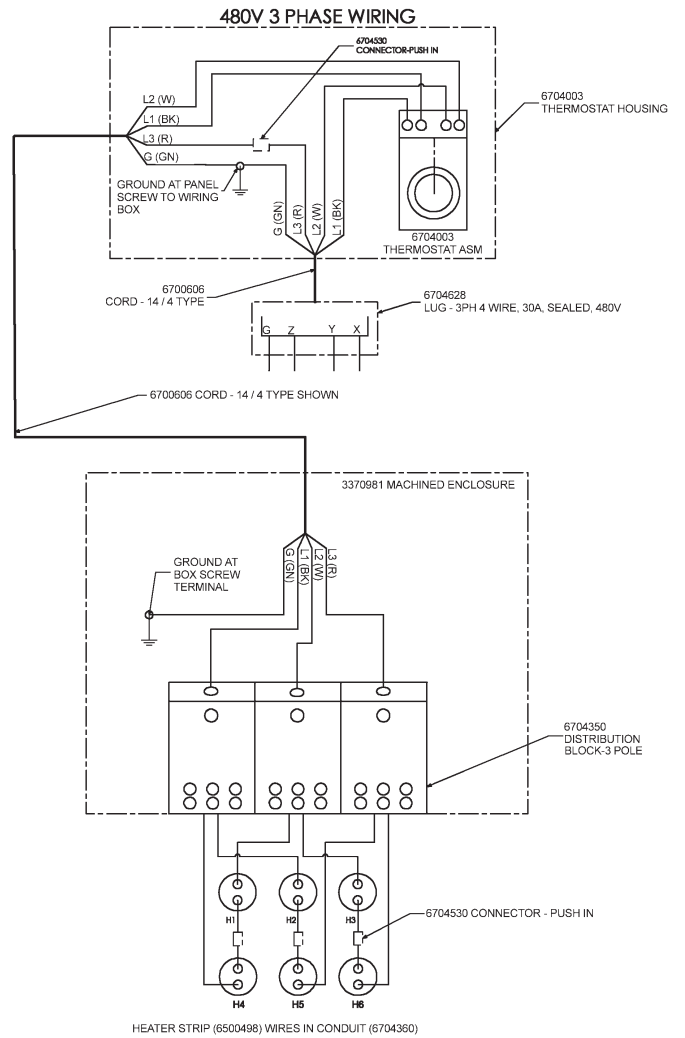
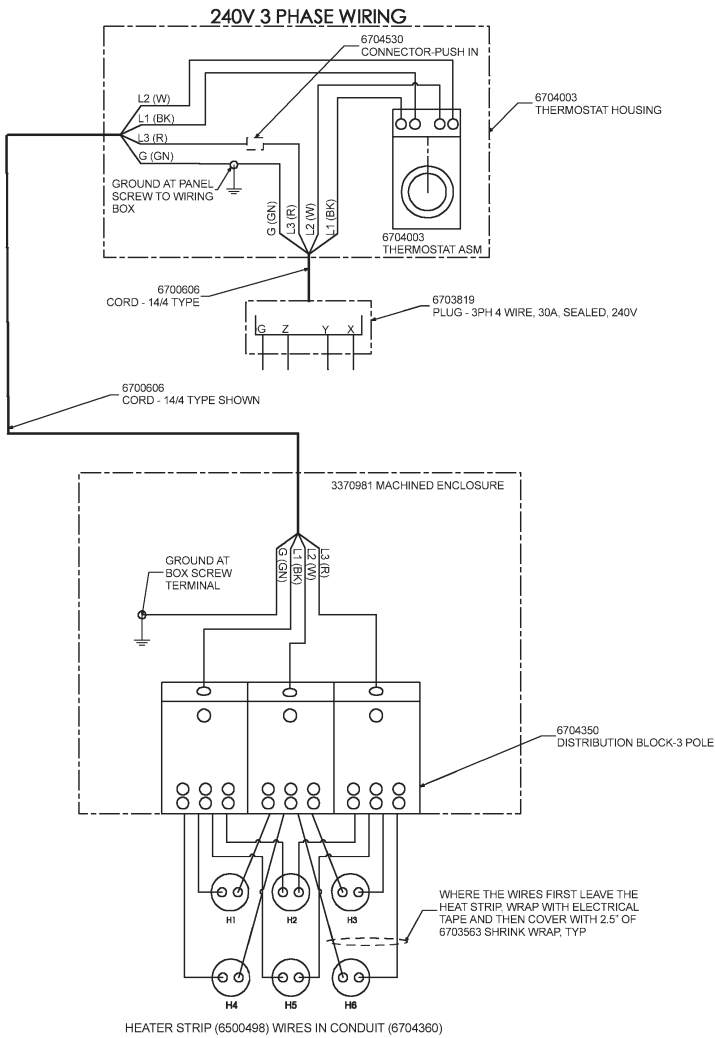
Front Manual Pump Control



Electric Schematic - 1 Phase Belly Heat (OPTIONAL) 9307082



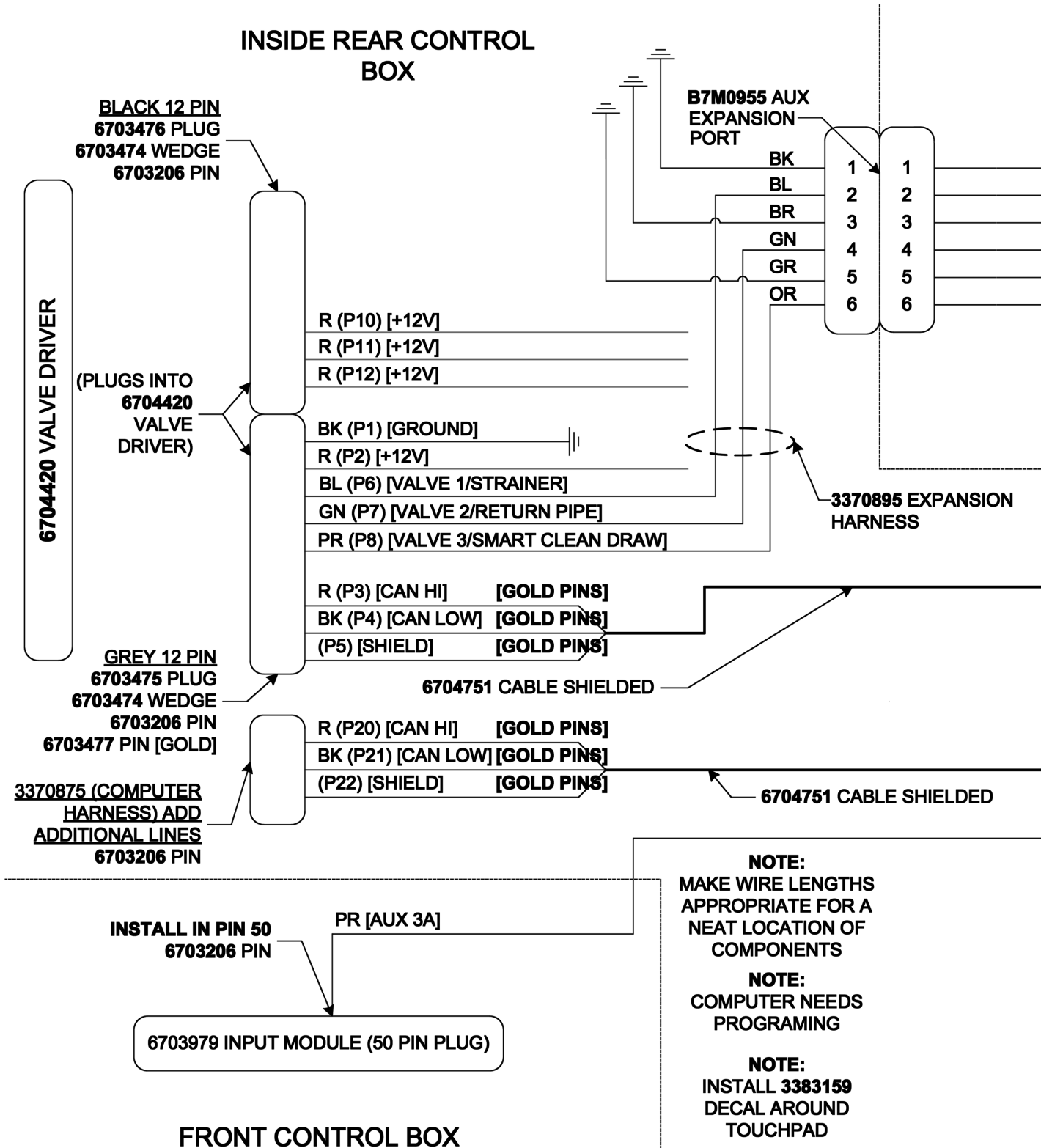
Electric Schematic - 3 Phase Belly Heat (OPTIONAL) 9307084



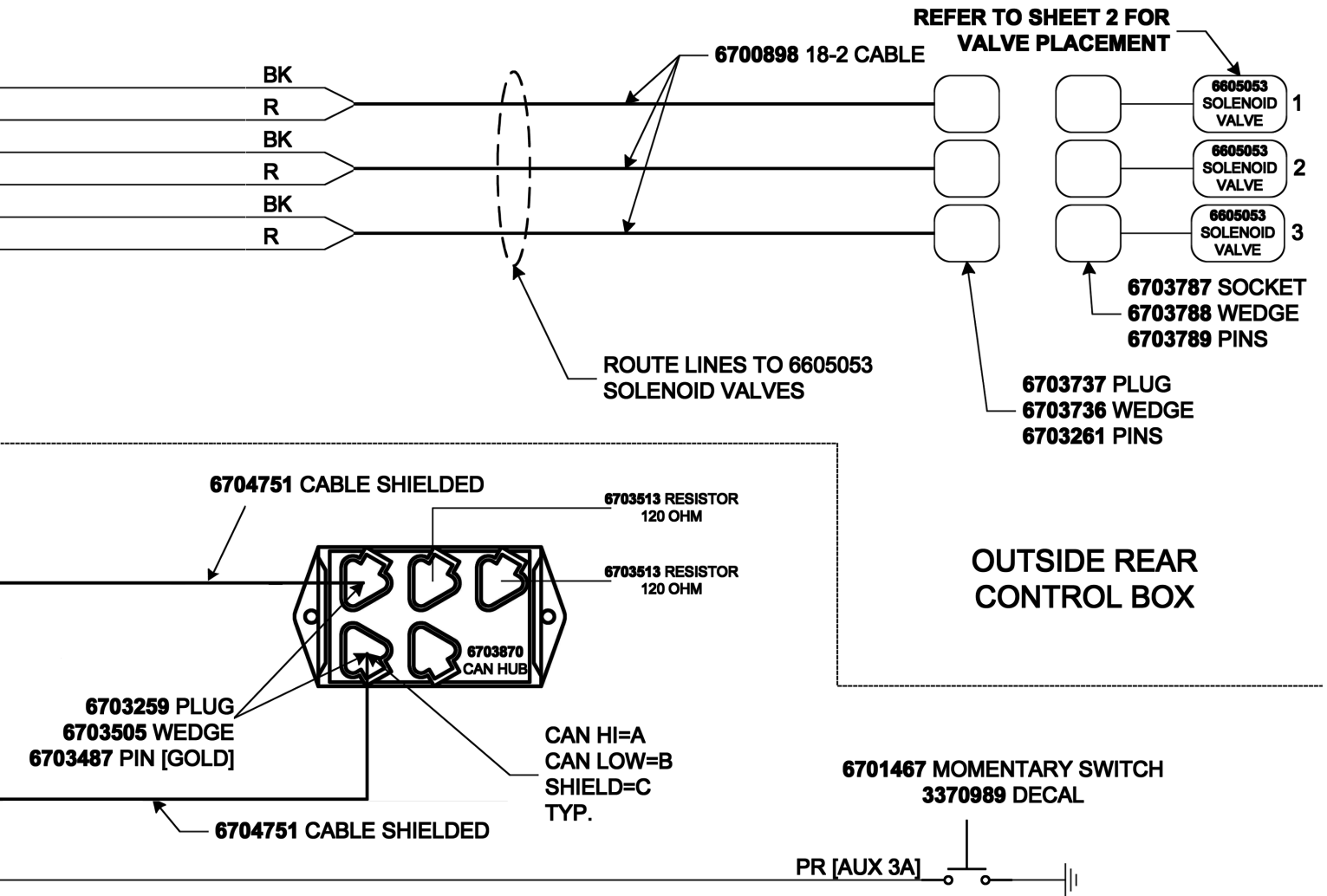
Electric Schematic - *SmartClean*

(Optional)

9307117



Electric Schematic - SmartClean
(Optional)
9307117



COLOR CODE	
BK	= BLACK
BL	= BLUE
BR	= BROWN
GN	= GREEN
GR	= GRAY
OR	= ORANGE
PK	= PINK
PR	= PURPLE
R	= RED
T	= TAN
V	= VIOLET
W	= WHITE
Y	= YELLOW

Wayne Fuel Oil Burner Wiring Schematic - 9304956

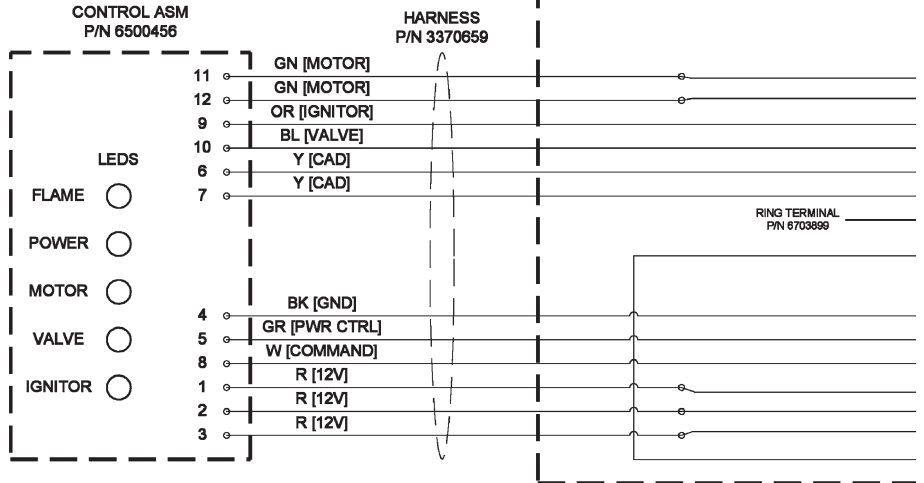
9304956

BURNER ASM
P/N 3331520

ORDER OF LEDS
 FLAME (RED) = ON WHEN COMMAND APPLIED, NO FAULTS AND FLAME DETECTED BY CAD CELL.
 POWER (GREEN) = ON WHEN POWER APPLIED TO CONTROL.
 MOTOR (GREEN) = ON WHEN MOTOR OUTPUT ON.
 VALVE (GREEN) = ON WHEN VALVE OUTPUT ON.
 IGNITOR (GREEN) = ON WHEN IGNITOR OUTPUT ON.

FAULT FLASH PATTERNS OF RED LED (SHORT = ¼ SECOND, LONG = 2 SECOND)
 1 SHORT, 1 LONG = CAD > 20K ON POWER UP.
 2 SHORT, 1 LONG = IGNITOR OUTPUT SHORTED TO 12V.
 3 SHORT, 1 LONG = VALVE OUTPUT SHORTED TO 12V.
 4 SHORT, 1 LONG = MOTOR OUTPUT SHORTED TO 12V.
 5 SHORT, 1 LONG = NO IGNITION DETECTED AFTER 15 SECONDS THROUGH CAD CELL.
 6 SHORT, 1 LONG = VALVE OUTPUT OVER CURRENT OR SHORTED TO GND.
 7 SHORT, 1 LONG = IGNITOR OUTPUT OVER CURRENT OR SHORTED TO GND.
 8 SHORT, 1 LONG = MOTOR OUTPUT OVER CURRENT OR SHORTED TO GND.

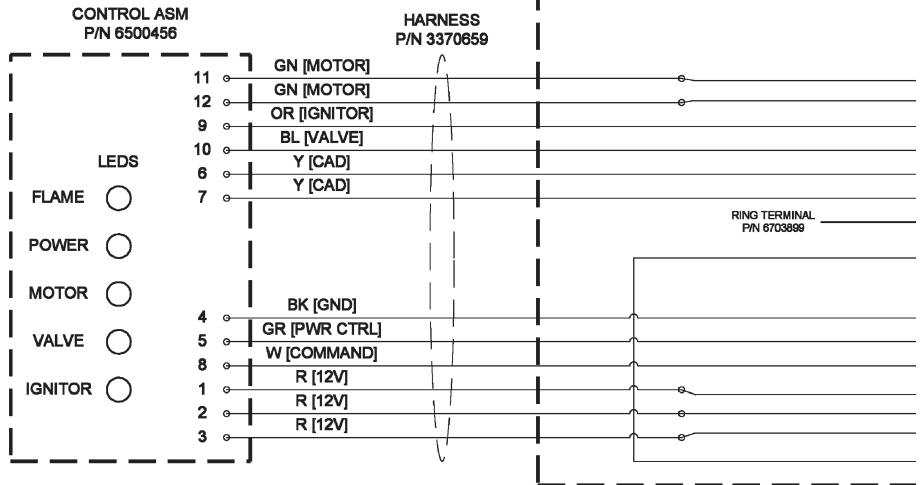
FAULTS CLEARED WITH COMMAND INPUT



ORDER OF LEDS
 FLAME (RED) = ON WHEN COMMAND APPLIED, NO FAULTS AND FLAME DETECTED BY CAD CELL.
 POWER (GREEN) = ON WHEN POWER APPLIED TO CONTROL.
 MOTOR (GREEN) = ON WHEN MOTOR OUTPUT ON.
 VALVE (GREEN) = ON WHEN VALVE OUTPUT ON.
 IGNITOR (GREEN) = ON WHEN IGNITOR OUTPUT ON.

FAULT FLASH PATTERNS OF RED LED (SHORT = ¼ SECOND, LONG = 2 SECOND)
 1 SHORT, 1 LONG = CAD > 20K ON POWER UP.
 2 SHORT, 1 LONG = IGNITOR OUTPUT SHORTED TO 12V.
 3 SHORT, 1 LONG = VALVE OUTPUT SHORTED TO 12V.
 4 SHORT, 1 LONG = MOTOR OUTPUT SHORTED TO 12V.
 5 SHORT, 1 LONG = NO IGNITION DETECTED AFTER 15 SECONDS THROUGH CAD CELL.
 6 SHORT, 1 LONG = VALVE OUTPUT OVER CURRENT OR SHORTED TO GND.
 7 SHORT, 1 LONG = IGNITOR OUTPUT OVER CURRENT OR SHORTED TO GND.
 8 SHORT, 1 LONG = MOTOR OUTPUT OVER CURRENT OR SHORTED TO GND.

FAULTS CLEARED WITH COMMAND INPUT



GROUND SPEED AND PRODUCT DISCHARGE



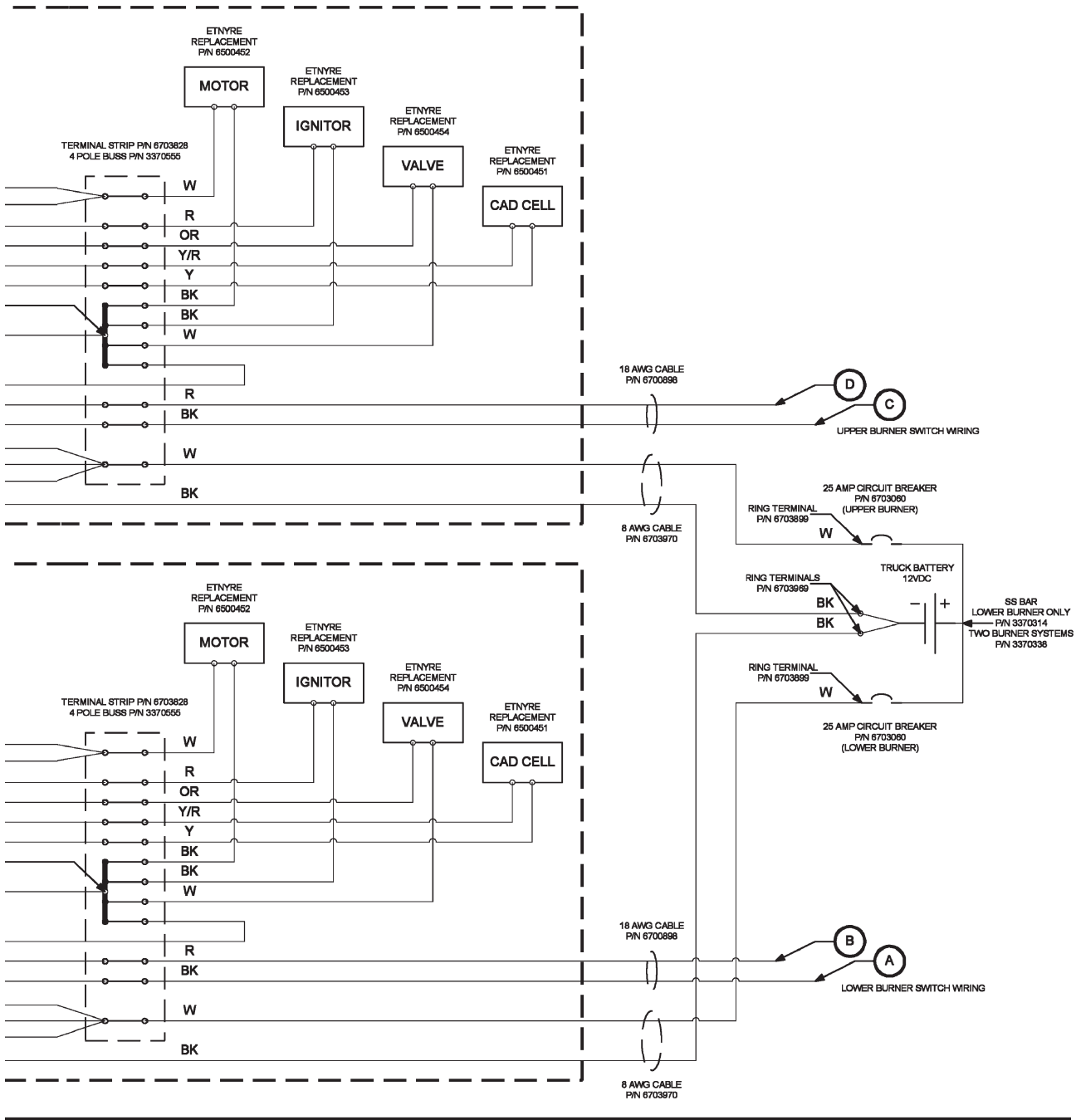
NOTE: IF POWER TO 'B' AND 'D' IS CYCLED DURING BURNER OPERATION POWER TO 'A' AND 'C' MUST THEN BE CYCLED FOR FURTHER BURNER OPERATION

THERMOSTATIC CONTROL REQUIRES OPTIONAL TEMPERATURE READOUT IN DISPLAY

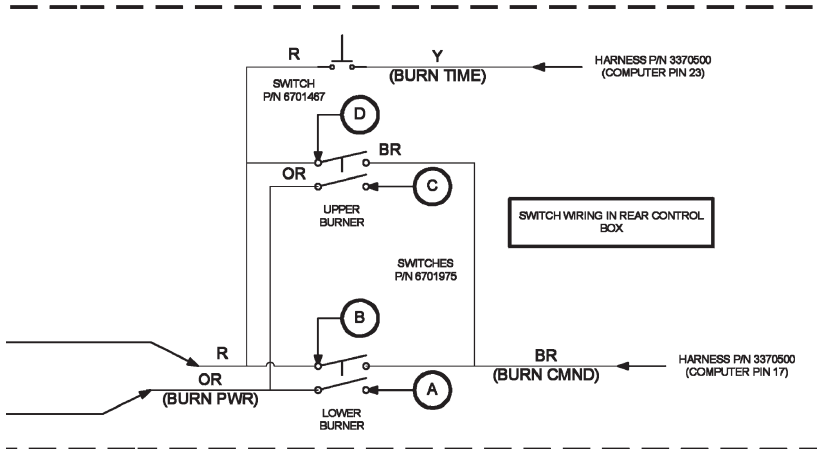
+12VDC, CONNECT TO POWER TERMINAL IN REAR CONTROL BOX

HARNESS P/N 3370500
(COMPUTER P/N 40)

Wayne Fuel Oil Burner Wiring Schematic - 9304956



INTERLOCK CONTROL - REQUIRES BT1 SOFTWARE V4.5 OR LATER



ELECTRICAL

LP Burner Electrical Schematic - 9305202

9305202

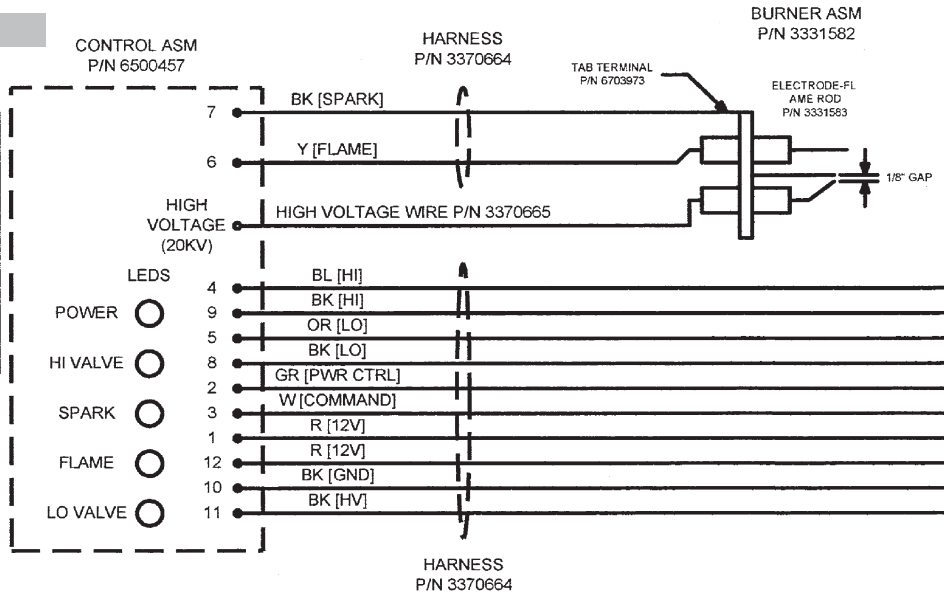
ORDER OF LEDES

POWER (GREEN) = ON WHEN POWER APPLIED TO CONTROL
 HI VALVE (GREEN) = ON WHEN HI VALVE OUTPUT ON
 SPARK (GREEN) = ON WHEN SPARK OUTPUT IS PULSING
 FLAME (RED) = ON WHEN COMMAND APPLIED, NO FAULTS AND FLAME DETECTED
 LO VALVE (GREEN) = ON WHEN LO VALVE OUTPUT ON

FAULT FLASH PATTERNS OF RED LED (SHORT = ¼ SECOND, LONG = 2 SECOND)

1 SHORT, 1 LONG = HI VALVE OUTPUT SHORTED TO 12V
 2 SHORT, 1 LONG = HI VALVE OUTPUT OVER CURRENT OR SHORTED TO GND
 3 SHORT, 1 LONG = LO VALVE OUTPUT SHORTED TO 12V
 4 SHORT, 1 LONG = LO VALVE OUTPUT OVER CURRENT OR SHORTED TO GND
 5 SHORT, 1 LONG = LOCKOUT, FAILURE TO IGNITE AFTER FOUR TRIES

FAULTS CLEARED WITH COMMAND INPUT



IMPORTANT!
 ROUTE THE HIGH VOLTAGE WIRE AWAY FROM THE CONTROLLER, TERMINAL STRIP AND OTHER WIRING

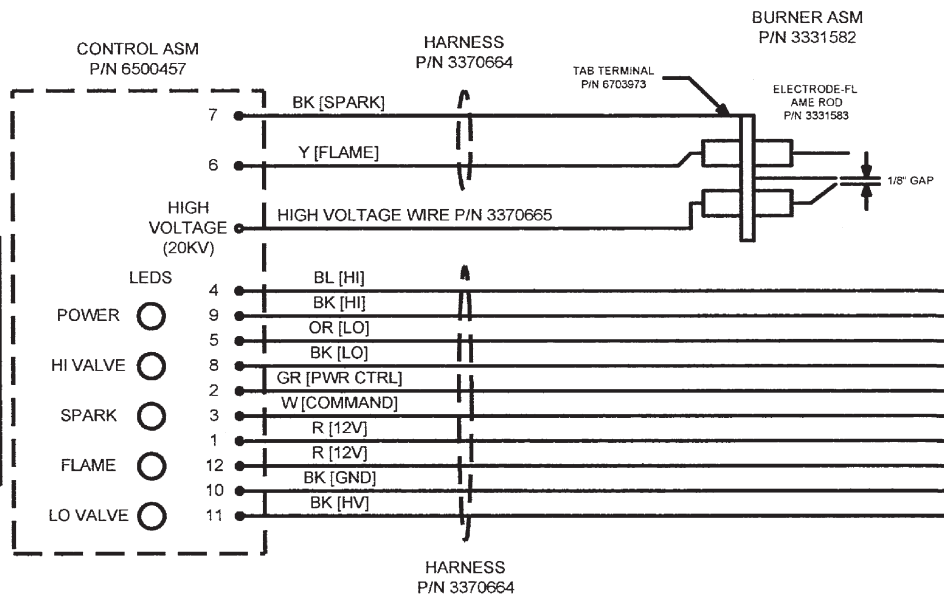
ORDER OF LEDES

POWER (GREEN) = ON WHEN POWER APPLIED TO CONTROL
 HI VALVE (GREEN) = ON WHEN HI VALVE OUTPUT ON
 SPARK (GREEN) = ON WHEN SPARK OUTPUT IS PULSING
 FLAME (RED) = ON WHEN COMMAND APPLIED, NO FAULTS AND FLAME DETECTED
 LO VALVE (GREEN) = ON WHEN LO VALVE OUTPUT ON

FAULT FLASH PATTERNS OF RED LED (SHORT = ¼ SECOND, LONG = 2 SECOND)

1 SHORT, 1 LONG = HI VALVE OUTPUT SHORTED TO 12V
 2 SHORT, 1 LONG = HI VALVE OUTPUT OVER CURRENT OR SHORTED TO GND
 3 SHORT, 1 LONG = LO VALVE OUTPUT SHORTED TO 12V
 4 SHORT, 1 LONG = LO VALVE OUTPUT OVER CURRENT OR SHORTED TO GND
 5 SHORT, 1 LONG = LOCKOUT, FAILURE TO IGNITE AFTER FOUR TRIES

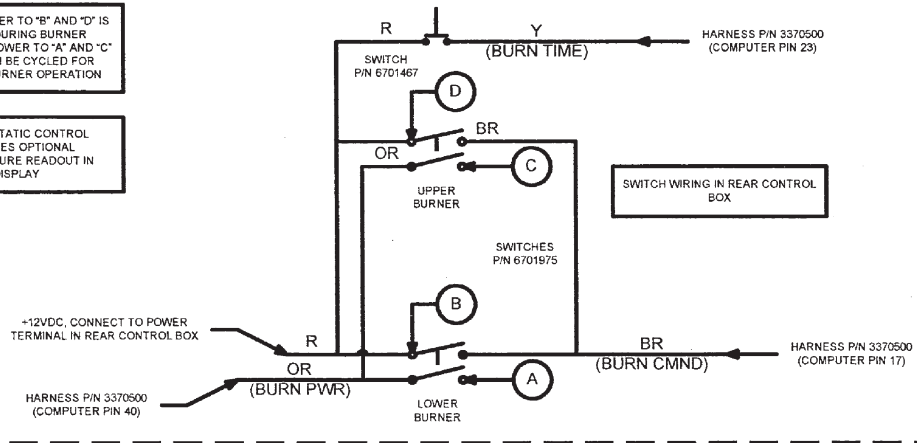
FAULTS CLEARED WITH COMMAND INPUT



GROUND SPEED AND PRODUCT DISCHARGE INTERLOCK CONTROL - REQUIRES BT1 SOFTWARE V4.5 OR LATER

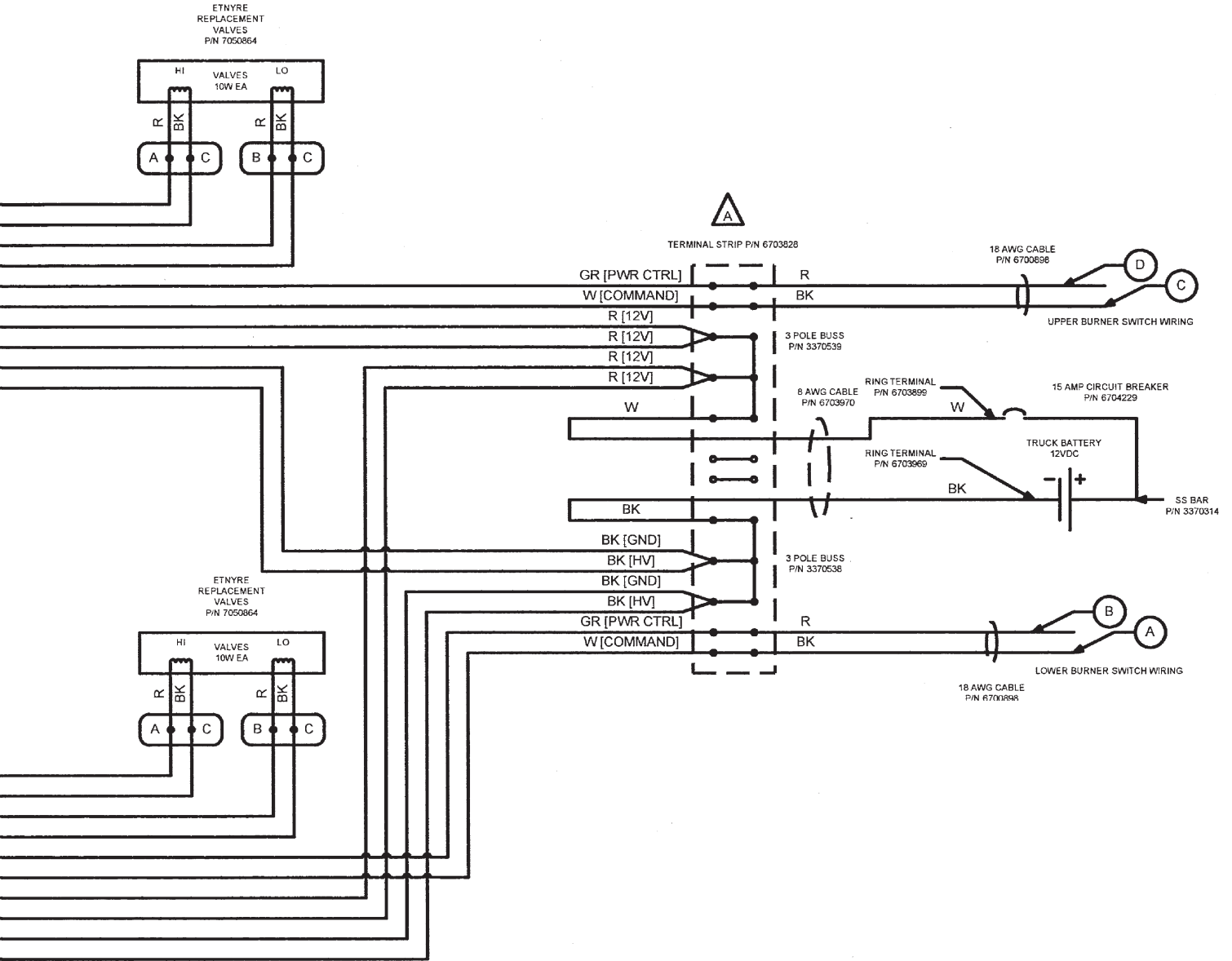
NOTE: IF POWER TO "B" AND "D" IS CYCLED DURING BURNER OPERATION POWER TO "A" AND "C" MUST THEN BE CYCLED FOR FURTHER BURNER OPERATION

THERMOSTATIC CONTROL REQUIRES OPTIONAL TEMPERATURE READOUT IN DISPLAY



ELECTRICAL

LP Burner Electrical Schematic - 9305202

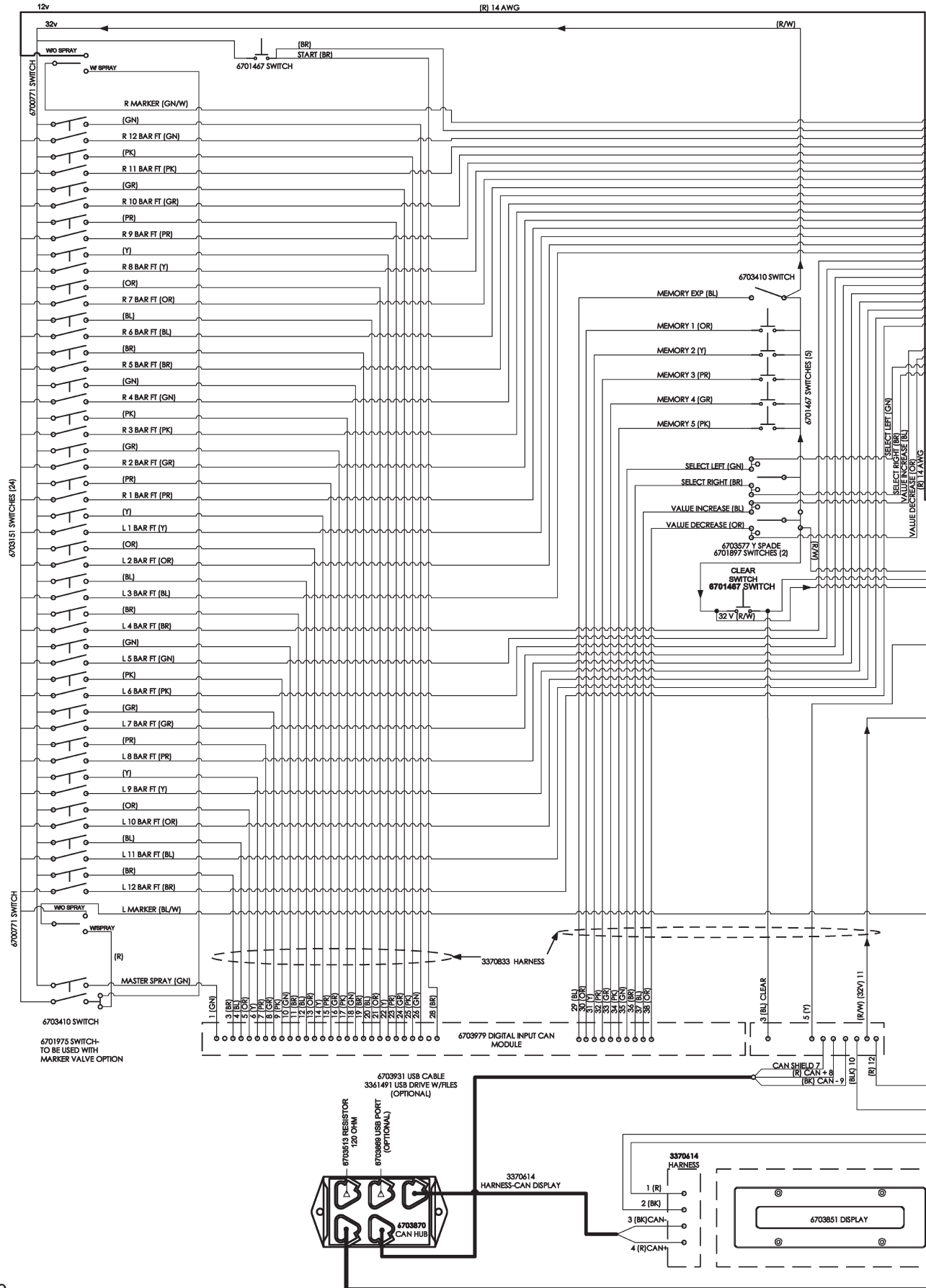


ALL WIRE 18 AWG UNLESS NOTED

Wiring Schematic - 9306498 - BT-1 One Foot Control - CAB

(1 of 3)

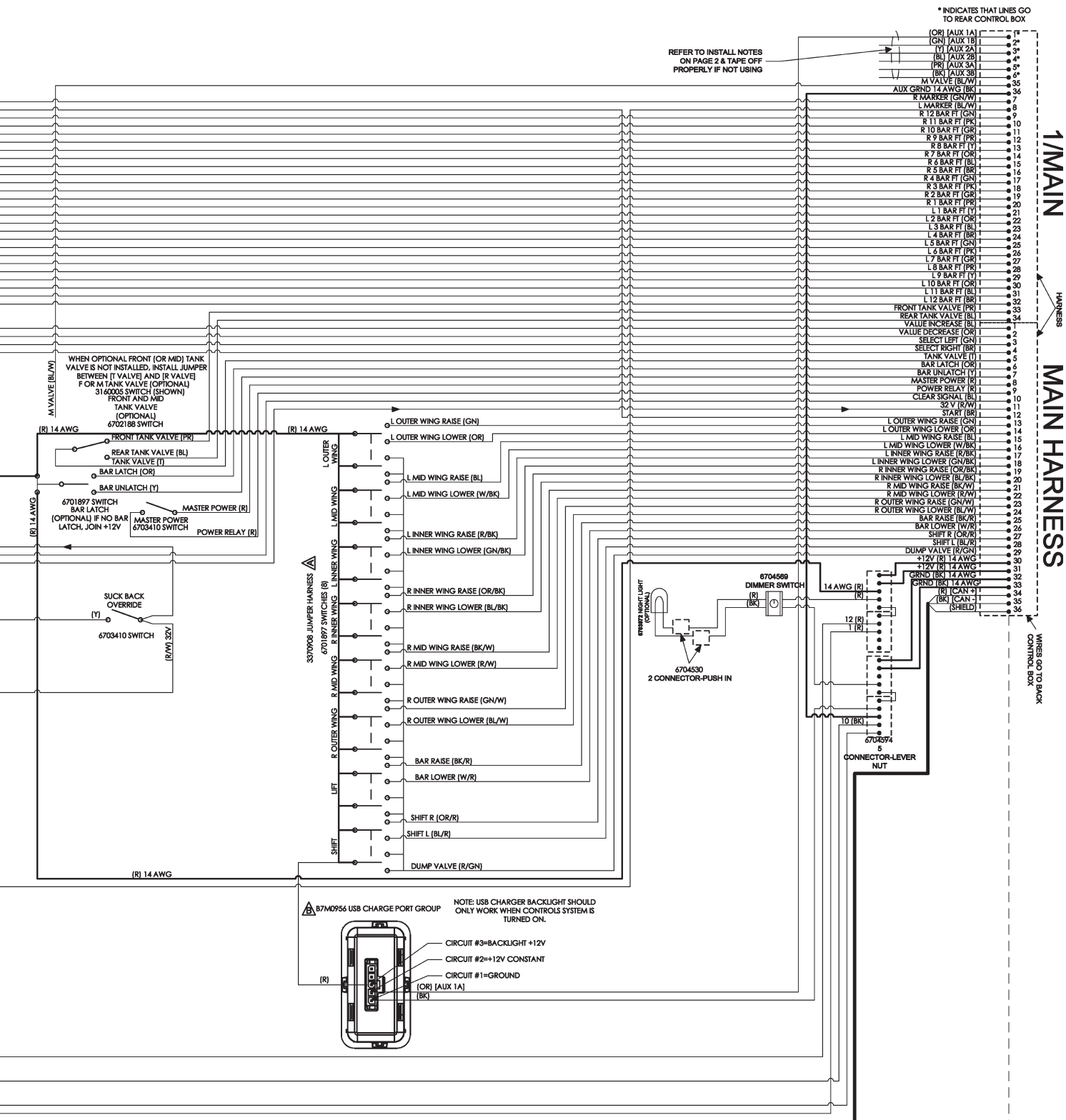
9306498



ELECTRICAL

Wiring Schematic - 9306498 - BT-1 One Foot Control - CAB

(1 of 3)

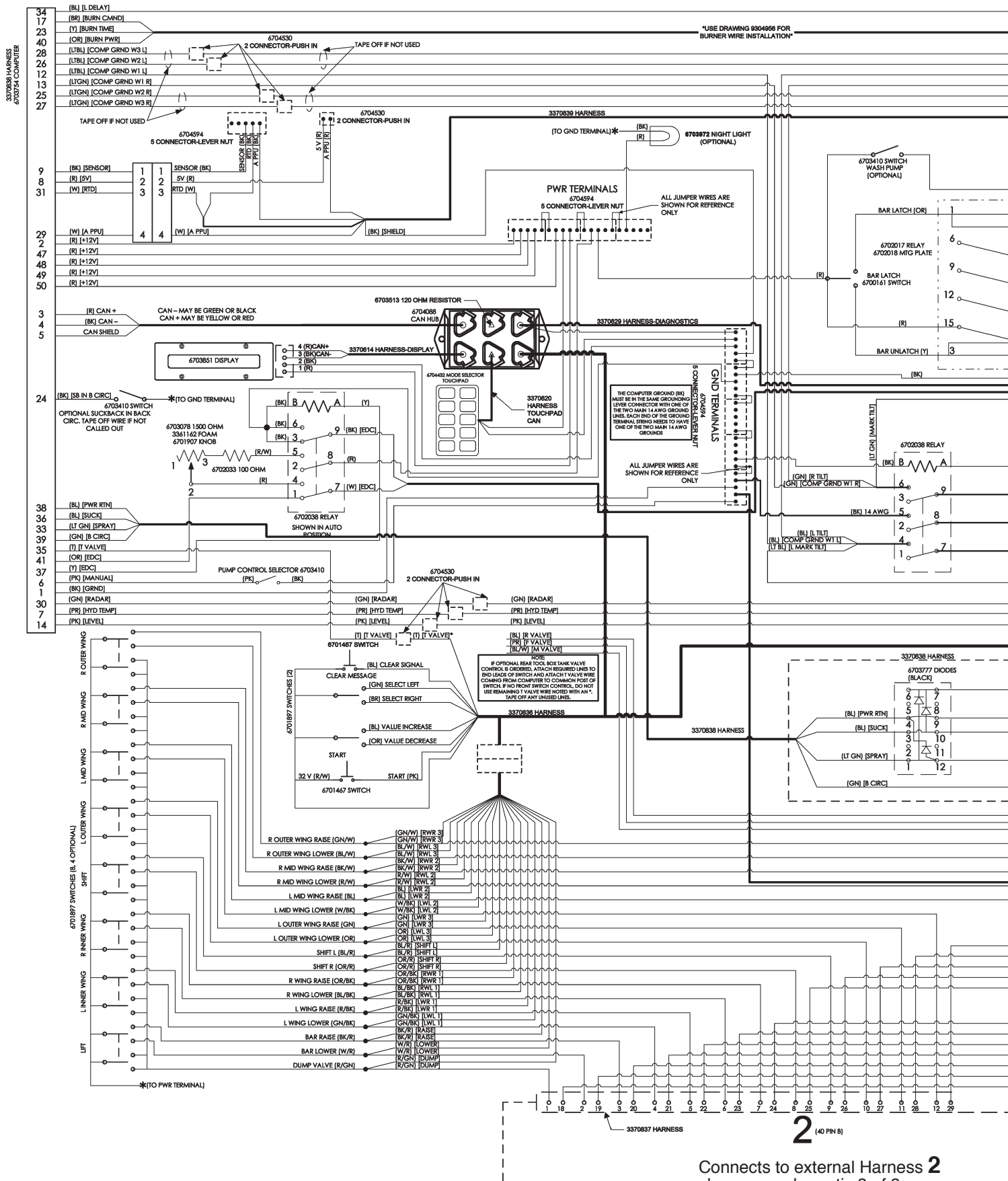


MAIN HARNESS
SAX 3370835
TAX 3370891
TAX XL 3370892

ELECTRICAL

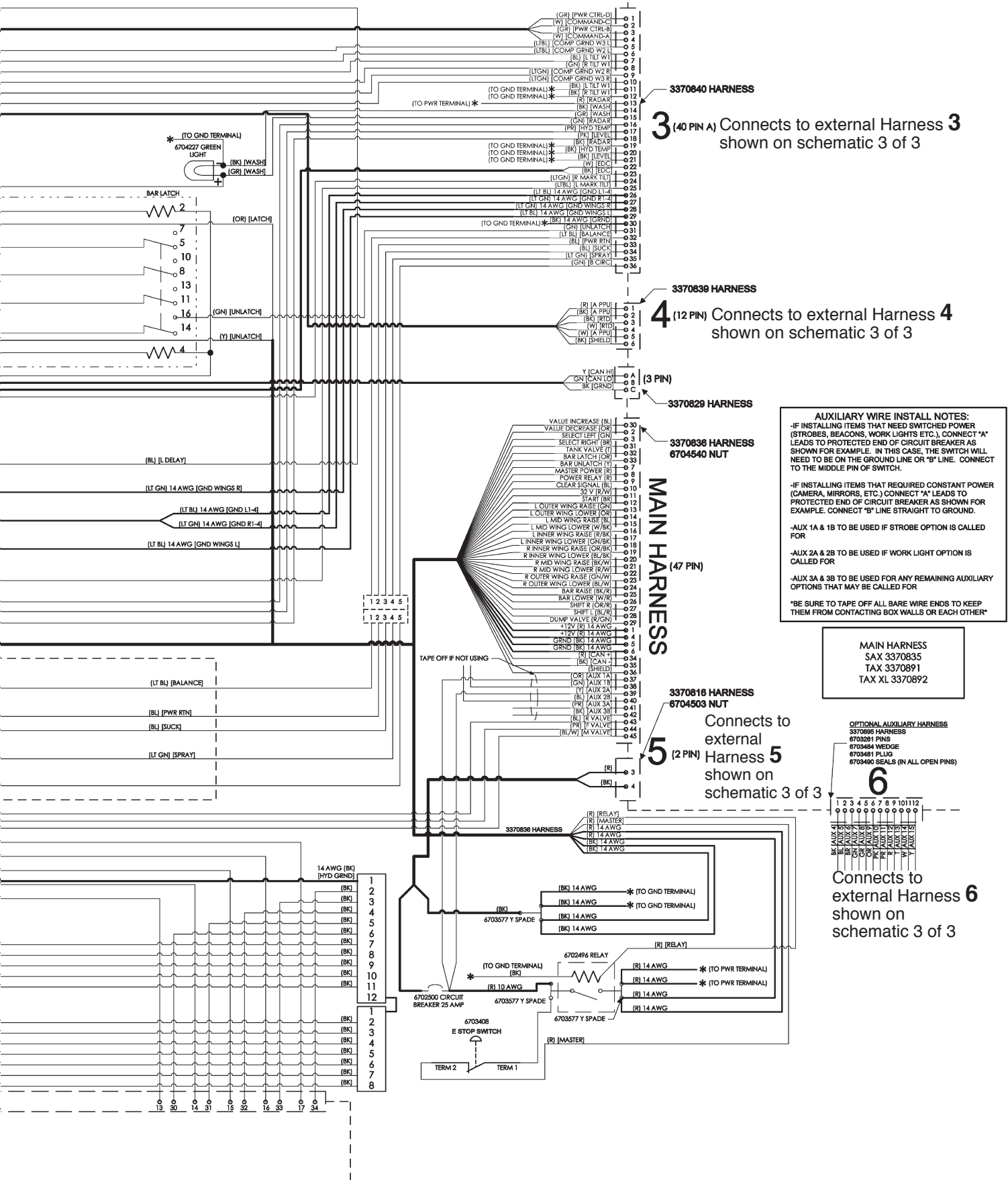
Wiring Schematic - 9306498 - BT-1...One Foot Control - Rear Box

(2 of 3)



Wiring Schematic - 9306498 - BT-1 One Foot Control - Rear Box

(2 of 3)



3 (40 PIN A) Connects to external Harness 3 shown on schematic 3 of 3

4 (12 PIN) Connects to external Harness 4 shown on schematic 3 of 3

(3 PIN)

3370836 HARNESS
6704540 NUT

MAIN HARNESS
(47 PIN)

3370816 HARNESS
6704503 NUT

5 (2 PIN) Connects to external Harness 5 shown on schematic 3 of 3

AUXILIARY WIRE INSTALL NOTES:
-IF INSTALLING ITEMS THAT NEED SWITCHED POWER (STROBES, BEACONS, WORK LIGHTS ETC.), CONNECT "A" LEADS TO PROTECTED END OF CIRCUIT BREAKER AS SHOWN FOR EXAMPLE. IN THIS CASE, THE SWITCH WILL NEED TO BE ON THE GROUND LINE OR "B" LINE. CONNECT TO THE MIDDLE PIN OF SWITCH.
-IF INSTALLING ITEMS THAT REQUIRED CONSTANT POWER (CAMERA, MIRRORS, ETC.) CONNECT "A" LEADS TO PROTECTED END OF CIRCUIT BREAKER AS SHOWN FOR EXAMPLE. CONNECT "B" LINE STRAIGHT TO GROUND.
-AUX 1A & 1B TO BE USED IF STROBE OPTION IS CALLED FOR
-AUX 2A & 2B TO BE USED IF WORK LIGHT OPTION IS CALLED FOR
-AUX 3A & 3B TO BE USED FOR ANY REMAINING AUXILIARY OPTIONS THAT MAY BE CALLED FOR
BE SURE TO TAPE OFF ALL BARE WIRE ENDS TO KEEP THEM FROM CONTACTING BOX WALLS OR EACH OTHER

MAIN HARNESS
SAX 3370835
TAX 3370891
TAX XL 3370892

OPTIONAL AUXILIARY HARNESS
3370885 HARNESS
33703281 PINS
6703484 WEDGE
6703481 PLUG
6703480 SEALS (IN ALL OPEN PINS)

6
Connects to external Harness 6 shown on schematic 3 of 3

ELECTRICAL

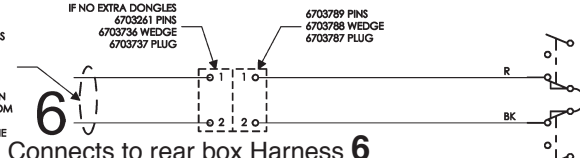
Wiring Schematic - 9306498 - BT-1 One Foot Control - External Harness

(3 of 3)

IF THERE ARE OPEN AUXILIARY DONGLES REMAINING USE THAT SPACE TO PLUG IN (CONNECT 6703787 STYLE END).

IF NO OPEN AUX DONGLES, ADD TWO 4" LEADS (RED AND BLACK 18GA) TO 6703481, WITH A 6703737 END, WHICH PLUGS INTO HARNESS 3370895.

ENSURE WIRES WITHIN REAR CONTROL BOX RUN TO DESIGNATED LOCATIONS. THE RED LINE FROM SWITCH NEEDS TO ROUTE TO PIN 15 OF COMPUTER (USE CONTACT 6703477), WHILE THE BLACK LINE GOES TO GROUND



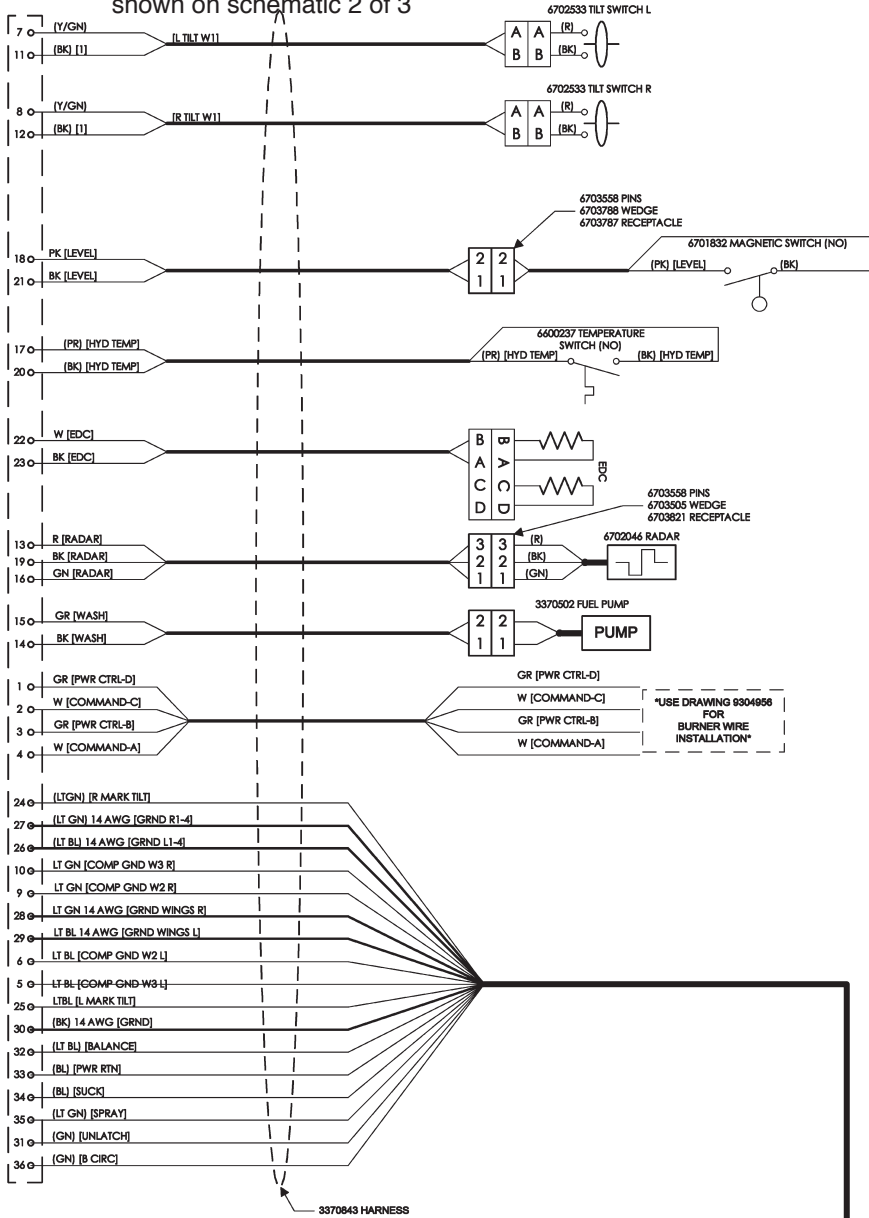
6 Connects to rear box Harness **6** shown on schematic 2 of 3

INSTALL HARNESS INTO DEUTSCH PLUG PER NOTATION. PLUG ANY UNUSED PORTS

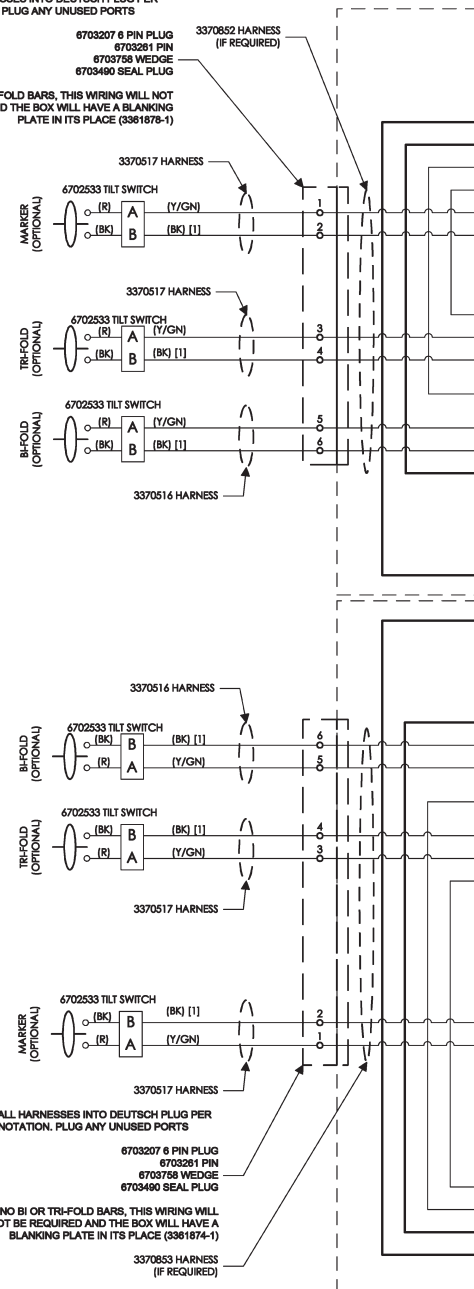
6703207 6 PIN PLUG
6703281 PIN
6703758 WEDGE
6703480 SEAL PLUG

IF NO BI OR TRI-FOLD BARS, THIS WIRING WILL NOT BE REQUIRED AND THE BOX WILL HAVE A BLANKING PLATE IN ITS PLACE (3381874-1)

Connects to rear box Harness **3** shown on schematic 2 of 3



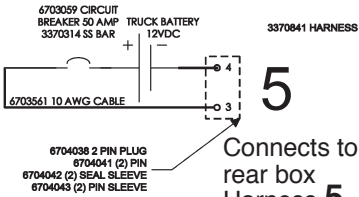
USE DRAWING 9304956 FOR BURNER WIRE INSTALLATION



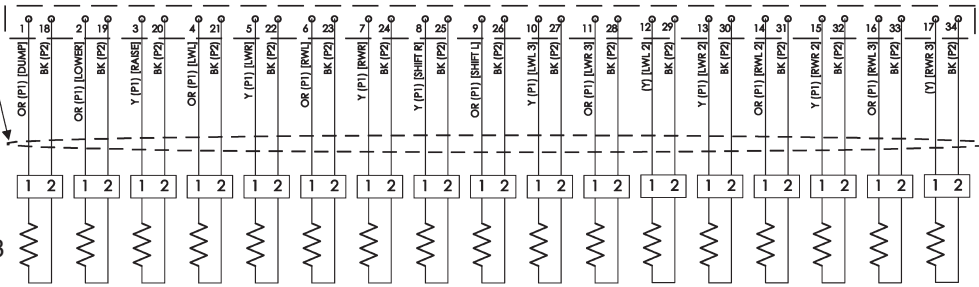
INSTALL HARNESS INTO DEUTSCH PLUG PER NOTATION. PLUG ANY UNUSED PORTS

IF NO BI OR TRI-FOLD BARS, THIS WIRING WILL NOT BE REQUIRED AND THE BOX WILL HAVE A BLANKING PLATE IN ITS PLACE (3381874-1)

2 Connects to rear box Harness **2** shown on schematic 2 of 3



5 Connects to rear box Harness **5** shown on schematic 2 of 3

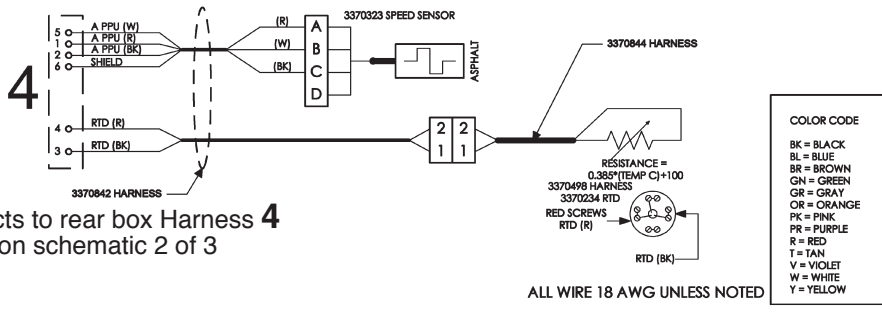
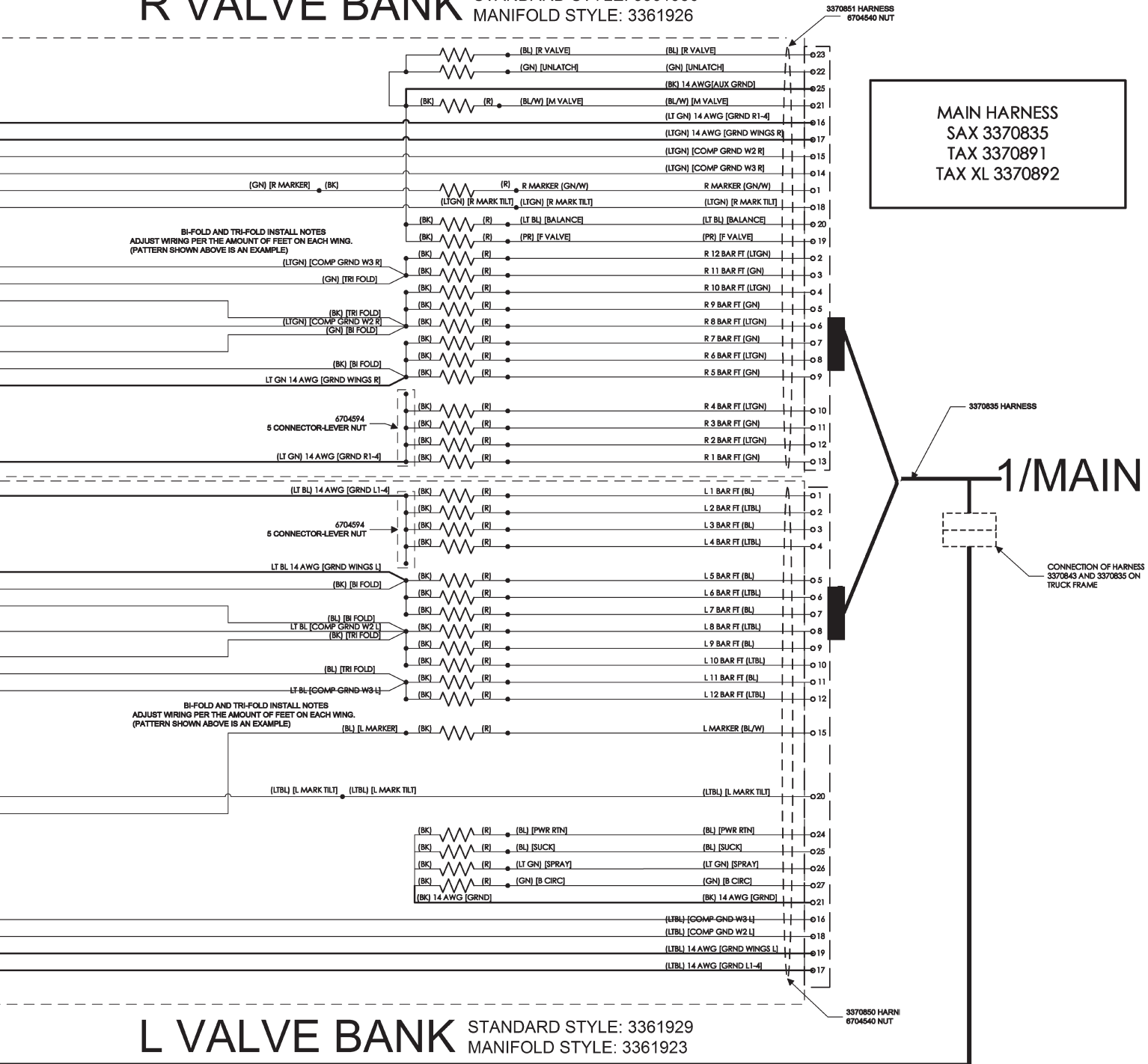


ELECTRICAL

Wiring Schematic - 9306498 - BT-1 One Foot Control - External Harness

(3 of 3)

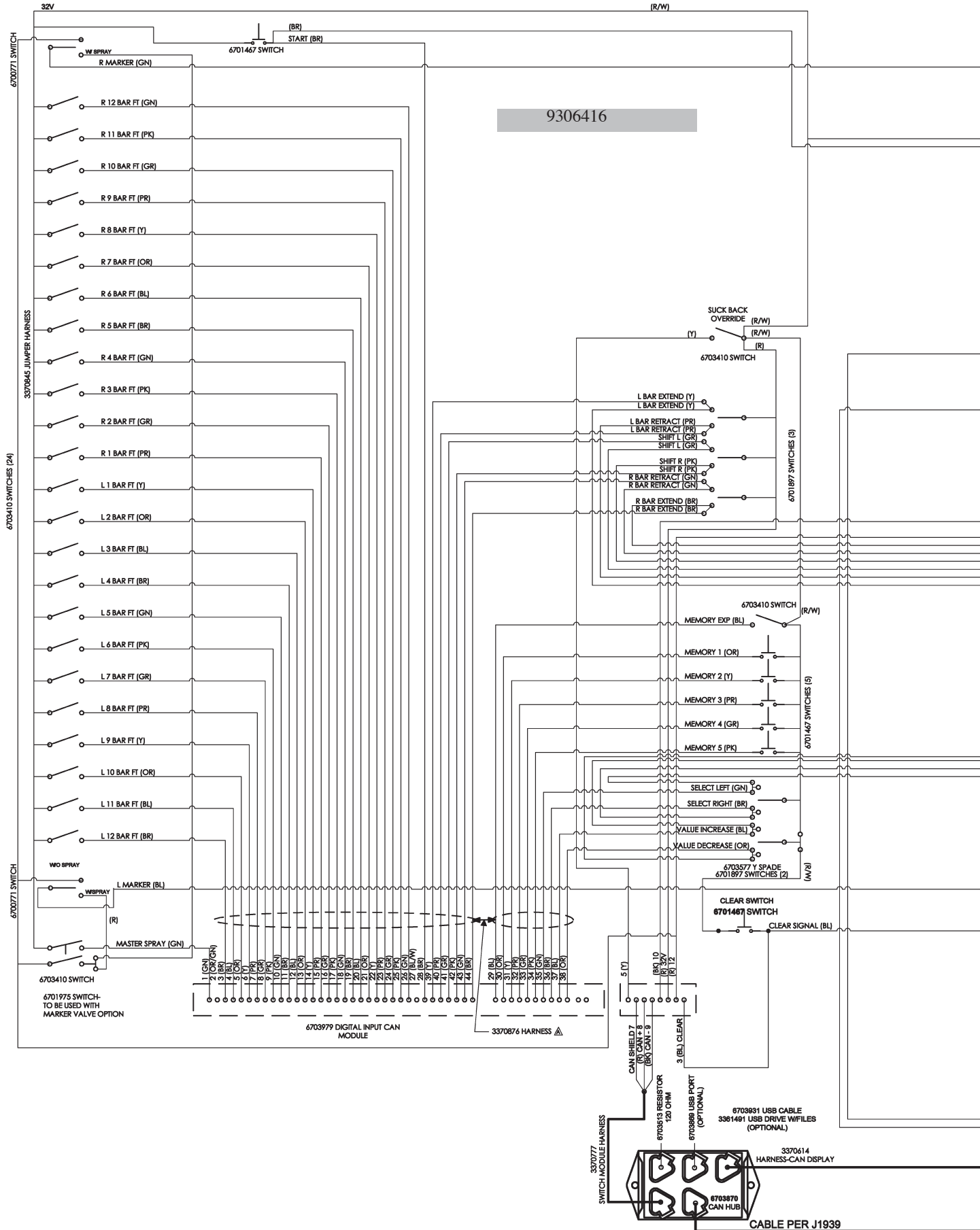
R VALVE BANK STANDARD STYLE: 3361930 MANIFOLD STYLE: 3361926



ELECTRICAL

Wiring Schematic - 9306416 - BT-1 Variable Width Bar - Cab

(1 of 3)

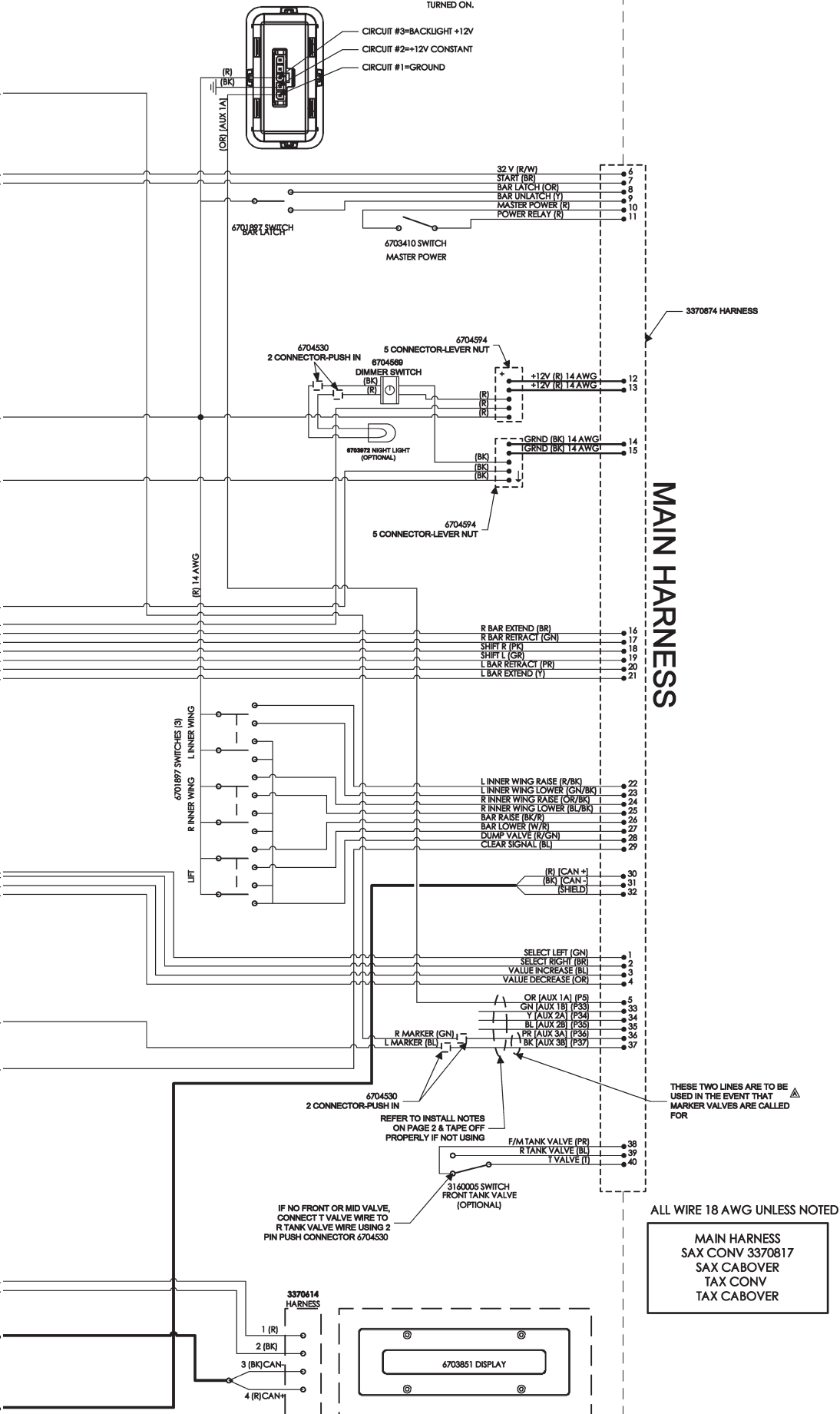


ELECTRICAL

Wiring Schematic - 9306416 - BT-1 Variable Width Bar - Cab

(1 of 3)

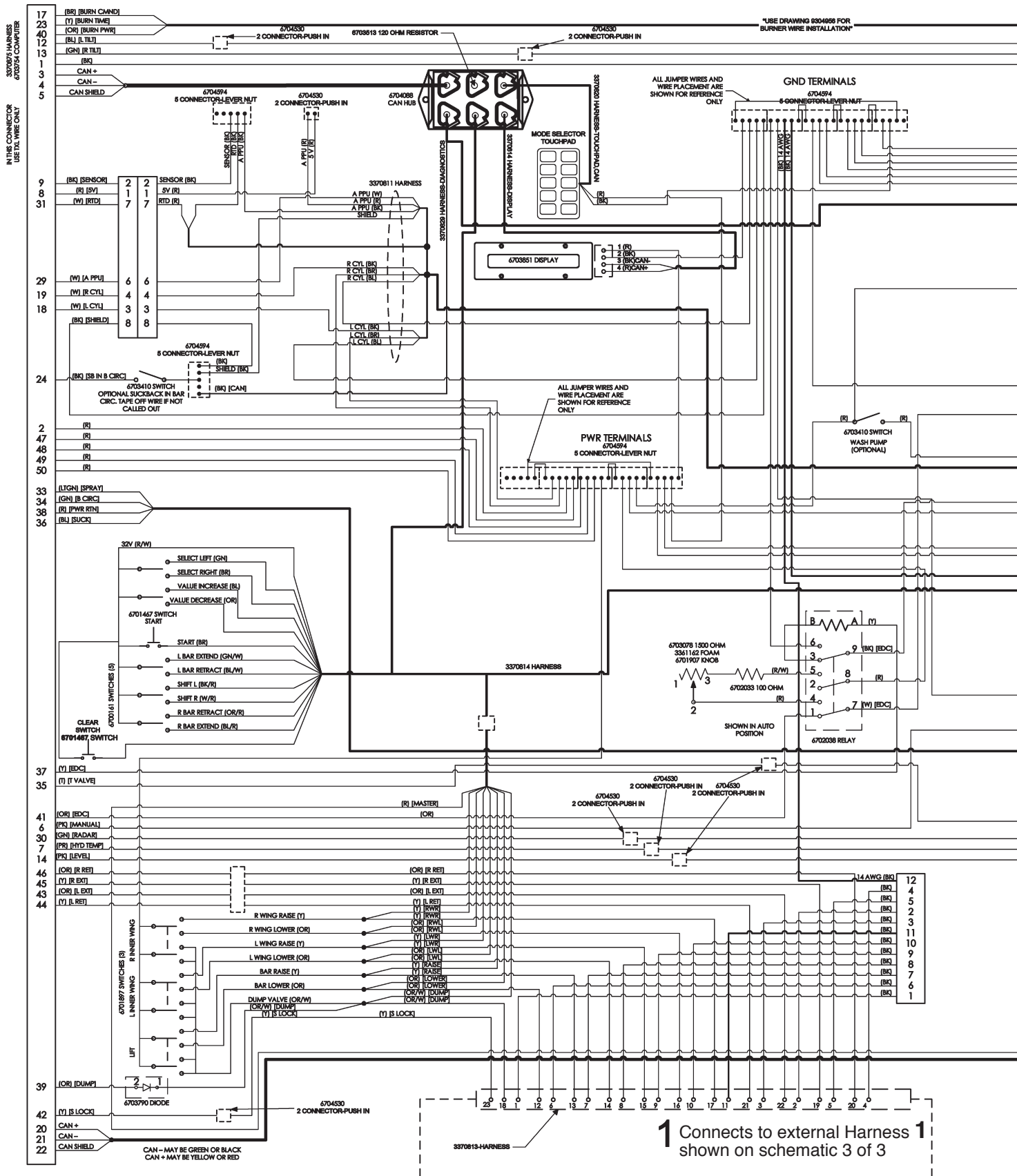
NOTE: USB CHARGER BACKLIGHT SHOULD ONLY WORK WHEN CONTROLS SYSTEM IS TURNED ON.



ELECTRICAL

Wiring Schematic - 9306416 - BT-1 Variable Width Bar - Rear Box

(2 of 3)



ELECTRICAL

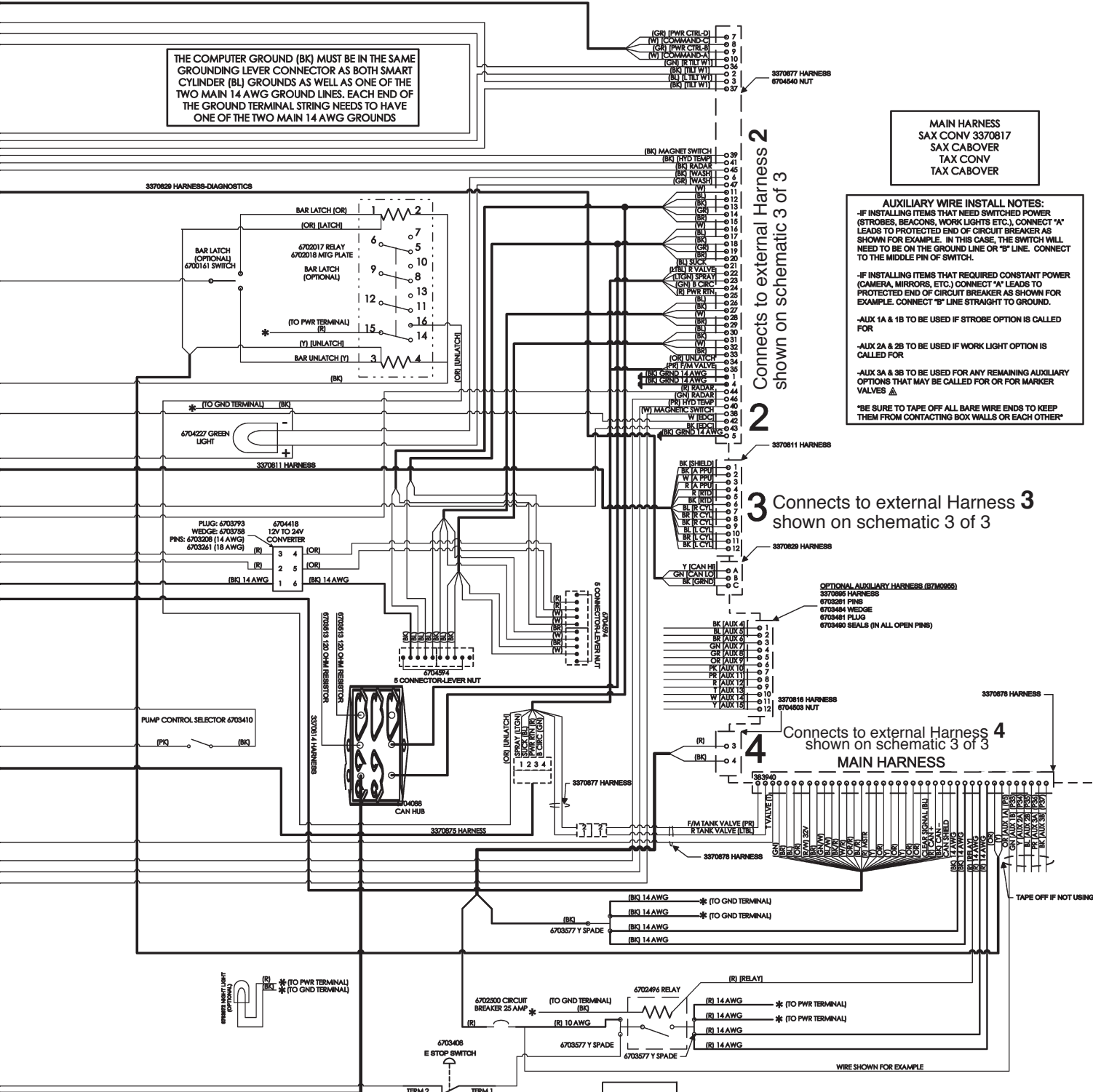
Wiring Schematic - 9306416 - BT-1 Variable Width Bar - Rear Box

(2 of 3)

THE COMPUTER GROUND (BK) MUST BE IN THE SAME GROUNDING LEVER CONNECTOR AS BOTH SMART CYLINDER (BL) GROUNDS AS WELL AS ONE OF THE TWO MAIN 14 AWG GROUND LINES. EACH END OF THE GROUND TERMINAL STRING NEEDS TO HAVE ONE OF THE TWO MAIN 14 AWG GROUNDS

MAIN HARNESS
SAX CONV 3370817
SAX CABOVER
TAX CONV
TAX CABOVER

AUXILIARY WIRE INSTALL NOTES:
-IF INSTALLING ITEMS THAT NEED SWITCHED POWER (STROBES, BEACONS, WORK LIGHTS ETC.), CONNECT "A" LEADS TO PROTECTED END OF CIRCUIT BREAKER AS SHOWN FOR EXAMPLE. IN THIS CASE, THE SWITCH WILL NEED TO BE ON THE GROUND LINE OR "B" LINE. CONNECT TO THE MIDDLE PIN OF SWITCH.
-IF INSTALLING ITEMS THAT REQUIRED CONSTANT POWER (CAMERA, MIRRORS, ETC.) CONNECT "A" LEADS TO PROTECTED END OF CIRCUIT BREAKER AS SHOWN FOR EXAMPLE. CONNECT "B" LINE STRAIGHT TO GROUND.
-AUX 1A & 1B TO BE USED IF STROBE OPTION IS CALLED FOR
-AUX 2A & 2B TO BE USED IF WORK LIGHT OPTION IS CALLED FOR
-AUX 3A & 3B TO BE USED FOR ANY REMAINING AUXILIARY OPTIONS THAT MAY BE CALLED FOR OR FOR MARKER VALVES
BE SURE TO TAPE OFF ALL BARE WIRE ENDS TO KEEP THEM FROM CONTACTING BOX WALLS OR EACH OTHER



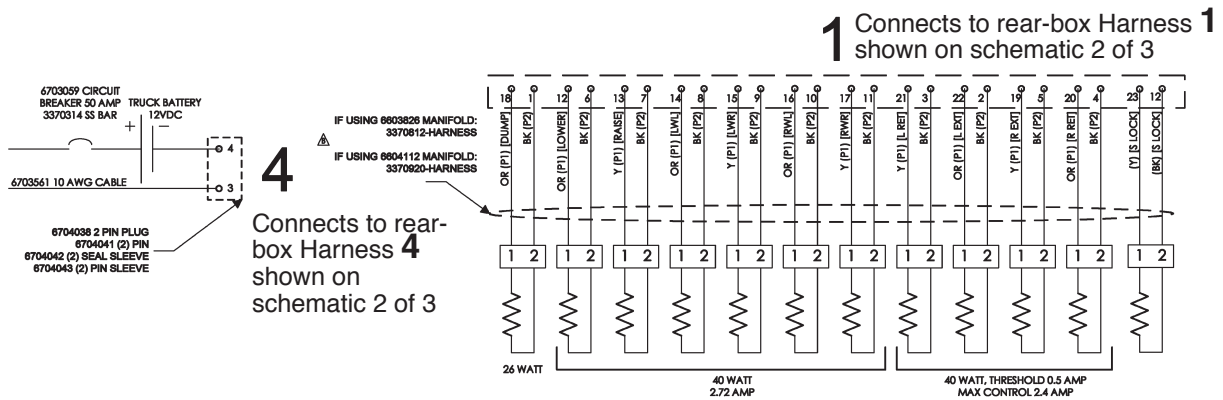
COLOR CODE

BK	=	BLACK
BL	=	BLUE
BR	=	BROWN
GN	=	GREEN
GR	=	GRAY
OR	=	ORANGE
PK	=	PINK
PR	=	PURPLE
R	=	RED
T	=	TAN
V	=	VIOLET
W	=	WHITE
Y	=	YELLOW

ALL WIRE 18 AWG UNLESS NOTED

ELECTRICAL

External Harness Outside of Distributor



Wiring Schematic - 9306416 - BT-1 Variable Width Bar - External Harness

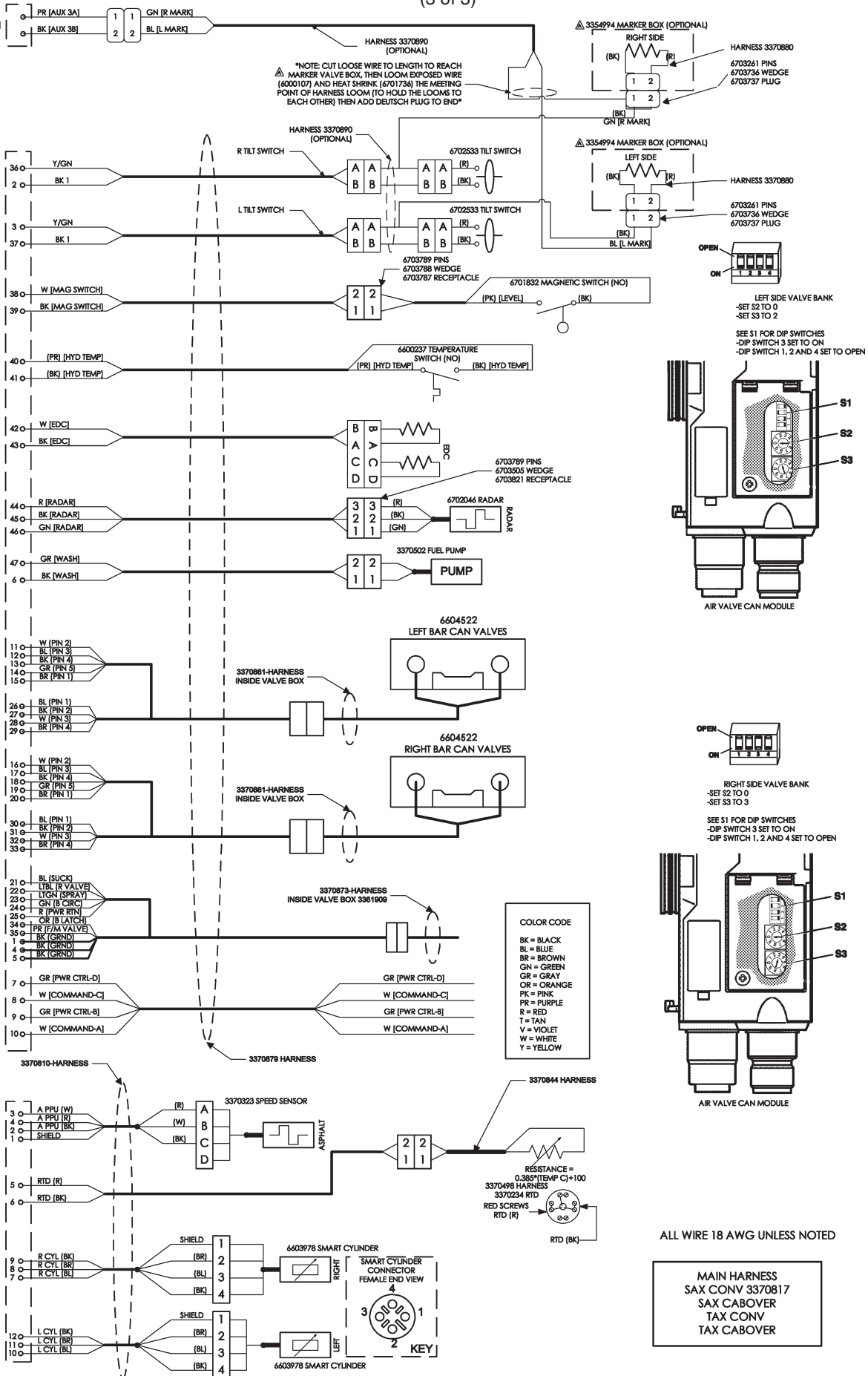
(3 of 3)

Connects to rear-box Harness 2
shown on schematic 2 of 3

2

Connects to rear-box Harness 3
shown on schematic 2 of 3

3



ELECTRICAL

Part No.	Page No.	Part No.	Page No.	Part No.	Page No.	Part No.	Page No.	Part No.	Page No.
0102615	23	0120062	20	0120380	87	0121574	8	0138207	73
0103374	45	0120128	73	0120380	102	0121852	45	0138207	75
0103374	47	0120128	75	0120382	9	0121852	47	0138207	76
0103374	51	0120128	76	0120382	13	0121852	49	0140798	97
0103389	58	0120214	35	0120382	14	0121852	51	0140807	20
0103409	38	0120214	45	0120382	22	0121852	53	0141621	13
0103411	40	0120214	47	0120382	25	0121887	42	0141621	25
0105404	79	0120214	49	0120382	27	0121887	73	0141621	27
0105405	77	0120214	51	0120382	33	0121887	75	0141621	29
0105405	91	0120214	53	0120382	40	0121887	86	0141621	31
0105407	73	0120214	55	0120382	45	0121887	102	0144033	59
0105407	75	0120214	94	0120382	47	0121900	58	0144033	76
0105407	76	0120214	95	0120382	51	0121900	62	0144034	73
0105413	60	0120214	102	0120382	55	0121913	9	0144034	75
0105413	61	0120233	9	0120382	87	0121913	13	0144034	97
0105416	79	0120233	19	0120383	23	0121913	45	0144035	14
0105417	49	0120237	88	0120384	15	0121913	47	0144035	73
0105417	53	0120333	41	0120384	25	0122017	94	0144035	75
0105417	60	0120368	17	0120384	29	0122017	95	0144036	65
0105417	61	0120375	51	0120384	31	0122017	102	0144039	65
0105417	77	0120375	55	0120384	47	0122027	51	0144066	29
0105417	85	0120375	55	0120384	51	0122027	55	0144066	31
0105420	89	0120375	62	0120384	105	0122433	47	0144068	89
0105423	45	0120375	85	0120386	8	0122433	51	0144068	90
0105423	73	0120375	86	0120386	41	0122459	25	0144084	81
0105423	75	0120375	87	0120386	42	0122459	58	0144128	81
0105423	76	0120375	98	0120386	58	0122459	59	0144129	59
0105423	77	0120375	100	0120386	62	0122459	93	0144165	97
0105423	85	0120375	102	0120386	73	0122459	94	0144613	13
0108686	58	0120376	35	0120386	73	0124589	8	0147117	63
0108686	59	0120376	45	0120386	75	0124934	42	0173206	62
0108686	73	0120376	47	0120386	75	0125753	85	0180016	87
0108686	75	0120376	49	0120386	76	0125915	29	0180018	73
0108687	20	0120376	51	0120386	81	0125947	14	0180018	75
0108687	58	0120376	53	0120386	98	0126168	97	0180018	81
0110456	8	0120376	55	0120386	100	0127874	13	0180018	98
0111305	65	0120376	99	0120386	102	0127874	20	0180018	100
0111661	57	0120376	101	0120388	9	0127874	58	0180020	41
0115237	13	0120376	102	0120388	40	0127961	73	0180022	85
0115237	20	0120377	9	0120388	45	0127961	75	0180024	87
0118750	73	0120377	25	0120388	47	0128003	13	0180044	18
0118750	75	0120377	27	0120388	49	0128003	25	0180122	40
0118750	76	0120377	40	0120388	51	0128003	27	0180122	87
0118750	85	0120377	45	0120388	53	0128003	29	0180124	13
0118750	86	0120377	47	0120390	25	0128003	31	0180124	45
0118750	87	0120377	51	0120390	40	0130999	8	0180124	47
0118750	89	0120377	55	0120390	105	0131000	106	0180124	51
0118755	14	0120377	87	0120396	41	0131002	43	0180126	40
0118755	85	0120378	8	0120426	16	0131046	105	0180151	45
0118755	85	0120378	25	0120631	37	0133046	45	0180175	13
0118755	86	0120378	29	0120631	73	0133046	47	0180175	13
0118755	87	0120378	31	0120631	75	0133046	49	0180175	29
0119097	73	0120378	47	0120680	42	0133046	51	0180175	31
0119097	75	0120378	51	0120706	91	0133046	53	0180175	40
0119097	76	0120378	105	0120918	55	0134530	81	0180177	40
0119098	20	0120380	62	0121207	81	0137185	13	0186679	22
0119920	60	0120380	73	0121207	91	0137185	17	0186679	25
0119920	61	0120380	75	0121208	73	0137185	18	0186679	27
0119931	73	0120380	81	0121208	75	0137185	42	0187399	57
0119931	75	0120380	85	0121208	77	0137185	45	0192077	20
0119931	90	0120380	86	0121358	38	0137204	93	0215915	31

Part No.	Page No.	Part No.	Page No.	Part No.	Page No.	Part No.	Page No.	Part No.	Page No.
0218239	85	0454109	49	3170013	23	3310354	105	3330001	90
0219189	14	0454109	53	3170013	25	3310932	105	3330002	91
0219189	60	0454109	86	3170013	27	3310979	105	3330003	91
0219189	61	0454121	86	3170021	22	3311022	58	3330026	29
0219190	13	0454121	87	3170021	23	3311022	59	3330026	31
0219191	73	0454121	88	3170021	25	3311294	62	3330077	86
0219191	75	0454121	89	3170021	27	3311340	110	3330185	86
0219191	76	0454904	23	3180674	65	3311425	38	3330277	91
0219191	86	0454904	25	3300036	107	3311493	105	3330293	88
0219191	91	0454904	27	3300038	97	3311502	62	3330296	90
0219199	77	197070	14	3300104	106	3311576	105	3330297	90
0219301	29	2600371	59	3300106	106	3311612	105	3330298	90
0219301	31	2600376	59	3300335	105	3311617	105	3330356	91
0219301	104	2610041	58	3300336	105	3311651	38	3330462	91
0219303	104	2610041	59	3300337	105	3311654	38	3331036	86
0219307	33	2630080	91	3300338	105	3311654	55	3331036	91
0219309	49	2630163	91	3300339	105	3311655	38	3331073	86
0219357	29	2640725	19	3300623	105	3311656	38	3331076	88
0219357	31	2640726	19	3300671	105	3311750	14	3331086	86
0220088	38	2641012	108	3300773	97	3311797	109	3331086	87
0220088	40	2650636	45	3300932	105	3311807	94	3331108	86
0220088	45	2650636	51	3301003	97	3311807	95	3331200	86
0220088	47	2650636	53	3301006	97	3311810	104	3331296	88
0220088	51	2650637	45	3301144	94	3311835	57	3331362	86
0220088	53	2650637	51	3301144	95	3311840	109	3331382	91
0223529	106	2650637	53	3301150	94	3311990	109	3331412	86
0271501	23	2650723	51	3301163	96	3311991	109	3331412	87
0272123	35	2650725	51	3301164	96	3311992	109	3331412	88
0272123	45	2680564	102	3301195	13	3312181	43	3331413	86
0272123	47	2680565	102	3301197	94	3312251	43	3331413	87
0272123	51	2680567	102	3301201	94	3312329	43	3331413	88
0272123	55	2680568	102	3301209	13	3312493	95	3331444	92
0274244	63	2700161	97	3301209	15	3312493	104	3331445	92
0274253	27	2700162	97	3301264	94	3312563	109	3331452	92
0274253	31	2700233	93	3301266	94	3312621	109	3331452	92
0274637	16	2700234	93	3301268	94	3320411	45	3331453	92
0274993	40	2700241	93	3301270	94	3321007	43	3331453	92
0426370	33	2700243	93	3301272	94	3321014	22	3331455	92
0426370	45	2700248	93	3301279	93	3321031	9	3331464	92
0426370	47	2700259	93	3301331	92	3321301	9	3331464	92
0426370	51	2705436	93	3301342	92	3321332	25	3331465	92
0426897	94	2730054	59	3301352	96	3321332	27	3331465	92
0426897	94	2740137	15	3301354	105	3321386	29	3331466	92
0426899	37	2740137	16	3301356	93	3321386	31	3331466	92
0426899	40	2740165	15	3301357	93	3321414	25	3331467	92
0426899	55	2740175	15	3301659	102	3321422	27	3331519	87
0426899	96	2740354	16	3301662	102	3321423	25	3331520	85
0432903	8	2740371	35	3301663	102	3321424	25	3331521	85
0436732	37	2740371	45	3301664	102	3321424	27	3331584	87
0436750	73	2740371	47	3301669	105	3321426	25	3331586	87
0436750	75	2740371	51	3301741	102	3321426	27	3331588	87
0443139	47	2740371	55	3301742	102	3321429	23	3331590	87
0443139	51	2750597	16	3301795	96	3321431	23	3331593	87
0444867	73	2750597	15	3301804	94	3321453	27	3331597	85
0444867	75	2770631	98	3301804	95	3321504	29	3331598	85
0444867	93	2770631	100	3301844	102	3321505	31	3331654	87
0446363	43	3110034	27	3301845	102	3321517	29	3331661	87
0446363	102	3160005	9	3301853	13	3321580	9	3331662	87
0446363-CR	99	3160828	98	3301854	13	3321583	9	3331663	87
0446363-CR	101	3160828	100	3301995	96	3321905	29	3331665	87
0454085	89	3170013	22	3310040	107	3321905	31	3331716	87

Part No.	Page No.	Part No.	Page No.	Part No.	Page No.	Part No.	Page No.	Part No.	Page No.
3331718	87	3341499	16	3343191	13	3352614	33	3352804	94
3331870	86	3341500	16	3343193	13	3352614	45	3352808	94
3331875	86	3341513	15	3343195	13	3352614	47	3352810	45
3331875	87	3341513	16	3343221	13	3352614	51	3352810	47
3331875	89	3341514	15	3343243	13	3352615	35	3352810	51
3331885	86	3341548	14	3343245	13	3352615	45	3352811	45
3331886	89	3341553	19	3343247	13	3352615	47	3352812	45
3331899	89	3341554	19	3350340	94	3352615	49	3352844	45
3331950	85	3341558	19	3350340	94	3352615	51	3352854	47
3331968	88	3341559	19	3350346	94	3352615	53	3352854	51
3331970	88	3341648	14	3350347	94	3352615	55	3352855	47
3332000	86	3341964	13	3350455	47	3352624	45	3352855	51
3332002	88	3341965	13	3350455	51	3352624	47	3352858	45
3332004	88	3342092	35	3350567	45	3352644	49	3352859	33
3332123	85	3342095	35	3350571	17	3352647	49	3352969	55
3332125	85	3342131	19	3350708	45	3352660	38	3353031	55
3332149	85	3342163	19	3350795	94	3352665	38	3353061	33
3340029	14	3342164	19	3351620	45	3352666	38	3353062	33
3340033	13	3342198	77	3351620	47	3352667	38	3353072	94
3340039	13	3342199	77	3351620	51	3352668	38	3353123	37
3340040	107	3342247	35	3352205	57	3352683	104	3353123	45
3340041	13	3342251	35	3352222	13	3352685	45	3353123	47
3340043	13	3342266	13	3352245	45	3352685	47	3353124	37
3340279	19	3342268	19	3352245	47	3352685	51	3353124	45
3340287	19	3342269	19	3352260	45	3352693	47	3353124	47
3340294	19	3342270	19	3352260	47	3352697	47	3353129	47
3340298	19	3342274	19	3352260	51	3352728	45	3353130	47
3340305	19	3342278	19	3352387	45	3352730	47	3353132	45
3340307	19	3342279	20	3352424	104	3352730	51	3353132	47
3340308	19	3342279	21	3352476	45	3352731	47	3353132	51
3340515	13	3342280	19	3352483	45	3352731	51	3353134	47
3340515	35	3342356	13	3352483	47	3352732	47	3353136	47
3340519	13	3342640	13	3352483	51	3352733	47	3353171	94
3341078	13	3342653	13	3352581	47	3352734	47	3353172	94
3341117	15	3342657	13	3352581	49	3352735	47	3353174	94
3341187	14	3342658	13	3352581	51	3352736	47	3353175	94
3341199	96	3342661	13	3352581	53	3352736	51	3353176	94
3341216	19	3342665	13	3352591	37	3352740	47	3353204	45
3341411	38	3342667	13	3352591	45	3352740	51	3353205	45
3341412	13	3342669	13	3352591	47	3352741	45	3353206	45
3341412	15	3342670	13	3352591	51	3352743	45	3353218	45
3341414	15	3342671	13	3352592	45	3352743	47	3353219	45
3341416	15	3342671	58	3352592	47	3352743	49	3353260	55
3341418	15	3342678	13	3352595	45	3352743	51	3353266	38
3341419	15	3342678	15	3352595	47	3352743	53	3353278	49
3341420	15	3342678	17	3352601	13	3352750	45	3353279	49
3341421	13	3342678	18	3352605	35	3352751	45	3353282	49
3341421	15	3342678	58	3352605	45	3352753	47	3353283	49
3341424	15	3342689	17	3352605	47	3352753	49	3353285	49
3341441	13	3342692	17	3352605	51	3352753	51	3353286	49
3341441	14	3342693	17	3352605	55	3352753	53	3353302	47
3341455	15	3342693	18	3352607	35	3352754	47	3353302	51
3341456	15	3342694	17	3352607	45	3352754	49	3353312	51
3341462	19	3342701	57	3352607	47	3352754	51	3353312	55
3341463	19	3342726	17	3352607	51	3352754	53	3353313	51
3341464	14	3342839	13	3352607	55	3352756	45	3353313	55
3341481	13	3342840	13	3352610	33	3352756	47	3353325	40
3341491	15	3342859	13	3352610	45	3352756	51	3353335	47
3341491	16	3342860	13	3352610	47	3352758	45	3353430	40
3341492	15	3342898	13	3352610	51	3352799	45	3353441	55
3341497	16	3342902	57	3352611	33	3352803	94	3353464	55

Part No.	Page No.	Part No.	Page No.	Part No.	Page No.	Part No.	Page No.	Part No.	Page No.
3353472	37	3353733	40	3360828	96	3361681	49	3370259	110
3353472	55	3353742	51	3361014	60	3361681	53	3370278	49
3353475	55	3353743	51	3361054	96	3361681	62	3370278	53
3353477	55	3353748	51	3361055	96	3361682	49	3370323	13
3353478	55	3353751	51	3361056	96	3361682	53	3370323	29
3353483	35	3353753	51	3361057	96	3361682	62	3370323	31
3353483	51	3353756	51	3361058	96	3361683	49	3370454	38
3353483	53	3353757	40	3361059	96	3361683	53	3370502	60
3353483	55	3353773	36	3361092	37	3361683	62	3370555	85
3353504	55	3353775	36	3361092	64	3361687	49	3370558	25
3353518	55	3353778	36	3361093	37	3361687	53	3370558	27
3353522	51	3353779	36	3361093	64	3361845	9	3370558	29
3353525	51	3353783	35	3361094	37	3361846	9	3370558	31
3353528	51	3353784	36	3361094	64	3361856	11	3370620	109
3353530	51	3353796	33	3361095	37	3361857	11	3370622	109
3353541	37	3353797	33	3361095	64	3361858	9	3370648	85
3353545	51	3353811	51	3361096	38	3361859	11	3370649	85
3353546	51	3353852	55	3361096	64	3361882	73	3370650	85
3353549	53	3354143	43	3361096	65	3361882	75	3370757	110
3353552	53	3354256	55	3361097	38	3361906	79	3370758	110
3353554	53	3354259	55	3361097	64	3361907	81	3370811	11
3353557	53	3354386		3361097	65	3361920	62	3370813	11
3353558	53	3354393	55	3361098	38	3361921	73	3370816	11
3353559	53	3354394	55	3361098	64	3361921	75	3370817	9
3353562	49	3354395	55	3361099	38	3361922	73	3370829	11
3353562	53	3354486	40	3361099	64	3361922	75	3370834	9
3353567	49	3354500	40	3361162	11	3361923	73	3370835	9
3353570	49	3354501	40	3361214	49	3361923	75	3370836	11
3353571	49	3354502	40	3361214	53	3361924	73	3370837	11
3353572	49	3354503	40	3361215	49	3361924	75	3370839	11
3353574	53	3354504	40	3361215	53	3361925	73	3370840	11
3353576	53	3354609	40	3361216	49	3361925	75	3370847	9
3353577	53	3354618	40	3361216	53	3361926	73	3370850	73
3353578	53	3354755	55	3361217	49	3361926	75	3370850	75
3353579	53	3354821	81	3361217	53	3361929	73	3370851	73
3353580	53	3354829	81	3361226	47	3361929	75	3370851	75
3353593	51	3354840	55	3361226	51	3361930	73	3370861	81
3353607	33	3354849	55	3361227	76	3361930	75	3370877	11
3353608	33	3354867	55	3361231	47	3361931	73	3370878	11
3353611	51	3354879	55	3361231	51	3361931	75	3370891	9
3353612	51	3354888	55	3361236	8	3361932	73	3370892	9
3353613	51	3354890	55	3361253	33	3361932	75	3370893	9
3353614	51	3354961	81	3361291	14	3361933	73	3370895	11
3353617	51	3354990	55	3361292	14	3361933	75	3370906	9
3353617	55	3355014	81	3361305	73	3361934	73	3370981	98
3353618	51	3355064	55	3361305	75	3361934	75	3370981	100
3353618	55	3360180	58	3361306	73	3361942	9	3370985	99
3353619	51	3360180	60	3361306	75	3361945	9	3370985	101
3353619	55	3360180	61	3361379	38	3361962	62	3370988	59
3353620	51	3360180	61	3361380	38	3361963	9	3370989	59
3353620	55	3360187	96	3361607	13	3361969	9	3371077	98
3353623	51	3360192	96	3361608	13	3361970	11	3371078	98
3353623	55	3360204	96	3361671	38	3361974	11	3371079	100
3353625	51	3360726	8	3361671	64	3361979	9	3371080	100
3353625	55	3360726	58	3361671	65	3361984	9	3380017	57
3353626	51	3360726	59	3361672	38	3370047	110	3380022	57
3353626	55	3360726	88	3361672	64	3370059	110	3380024	57
3353630	51	3360795	45	3361672	65	3370108	110	3380079	45
3353631	51	3360805	42	3361680	49	3370212	8	3380079	47
3353635	51	3360824	96	3361680	53	3370234	97	3380079	51
3353718	35	3360825	96	3361680	62	3370254	8	3380079	107

Part No.	Page No.	Part No.	Page No.	Part No.	Page No.	Part No.	Page No.	Part No.	Page No.
3380388	13	3382355	103	3390684	93	6000792	31	6100337	13
3380442	38	3382356	103	3390696	7	6000792	58	6100376	93
3380442	40	3382375	103	3390730	13	6000872	33	6100443	36
3380442	107	3382376	103	3390730	29	6001005	15	6100444	19
3380459	107	3382379	103	3390730	31	6001005	17	6100610	45
3380529	45	3382398	11	3390757	97	6001005	18	6100610	47
3380529	47	3382411	73	3390762	77	6001005	47	6100610	51
3380529	51	3382411	75	3390771	77	6001005	49	6100653	57
3380625	42	3382430	94	3390830	7	6001005	51	6100692	38
3380626	42	3382430	109	3390880	7	6001005	53	6100697	18
3380632	41	3382431	109	3390904	21	6001005	60	6100701	92
3380633	41	3382432	109	3390974	7	6001005	61	6100702	92
3380689	42	3382433	109	3391067	7	6001005	76	6100795	20
3380714	41	3382502	103	3391067	20	6001007	38	6100880-05	59
3380715	41	3382505	103	3561030	92	6001007	38	6200044	108
3380716	41	3382507	103	4420933	41	6001011	107	6200059	107
3380717	41	3382508	103	4421181	36	6001011	108	6200070	108
3380721	45	3382511	41	4470350	89	6001012	107	6200153	59
3380721	47	3382511	42	4470350	90	6001056	13	6200157	77
3380721	51	3382512	41	4470915	17	6001062	13	6200179	73
3380785	57	3382512	42	4470915	18	6001062	14	6200179	75
3380788	57	3382513	42	4480132	60	6001087	38	6200179	85
3380790	107	3382528	103	5005423	59	6001115	105	6200251	89
3380838	102	3382531	103	6000057	96	6001115	106	6200251	90
3380847	102	3382533	103	6000059	87	6001146	45	6200292	86
3380857	60	3382534	103	6000068	13	6001149	92	6200292	89
3380857	61	3382535	103	6000071	13	6001167	106	6200324	97
3380858	60	3382536	103	6000087	20	6001169	19	6200417	85
3380858	61	3382537	103	6000087	45	6001265	13	6200417	86
3380914	57	3382539	60	6000087	73	6001316	43	6200417	89
3380915	57	3382541	20	6000087	75	6001432	13	6200530	59
3380918	57	3382555	109	6000087	76	6001582	94	6200846	17
3380919	57	3382588	60	6000088	33	6001639	55	6200846	18
3380972	9	3382700	18	6000161	23	6001641	40	6200891	49
3381105	103	3382701	18	6000224	13	6001780	81	6200891	53
3381296	29	3382702	18	6000224	14	6001827	92	6200891	87
3381296	31	3382704	18	6000224	19	6001972	85	6200940	17
3381296	60	3382706	18	6000233	29	6002005	57	6201180	87
3381296	61	3382709	18	6000233	31	6002119	85	6303119	31
3381297	29	3382721	94	6000274	13	6002371	81	6303278	22
3381297	31	3382721	95	6000290	35	6002390	59	6303278	25
3381297	60	3383106	98	6000290	45	6002460	55	6303278	27
3381297	61	3383106	100	6000290	47	6002495	94	6303353	96
3381465	103	3383153	59	6000290	51	6002495	95	6309162	79
3381508	57	3383158	59	6000290	55	6002509	103	6309185	93
3381509	57	3390562	7	6000308	104	6002756	23	6309255	17
3381522	57	3390562	92	6000322	15	6100015	38	6309255	18
3381560	29	3390570	59	6000376	45	6100126	45	6309255	47
3381560	31	3390591	57	6000376	47	6100235	58	6309255	49
3381560	60	3390592	92	6000376	51	6100235	59	6309255	51
3381560	61	3390597	7	6000376	107	6100235	60	6309255	73
3381561	29	3390605	29	6000397	18	6100235	61	6309255	75
3381561	31	3390605	31	6000397	45	6100246	45	6309255	76
3381561	60	3390636	7	6000397	47	6100246	47	6320272	7
3381561	61	3390645	7	6000397	51	6100246	51	6320595	7
3381752	55	3390645	107	6000403	42	6100280	47	6320784	7
3381752	107	3390655	7	6000571	45	6100280	49	6320784	97
3382187	42	3390656	7	6000792	20	6100280	51	6320785	7
3382189	42	3390656	107	6000792	25	6100280	53	6320786	7
3382345	41	3390666	93	6000792	27	6100284	22	6320788	7
3382346	41	3390679	93	6000792	29	6100325	38	6320789	7

Part No.	Page No.	Part No.	Page No.	Part No.	Page No.	Part No.	Page No.	Part No.	Page No.
6320790	7	6500045	88	6600281	107	6600663	31	6601774	38
6320793	7	6500048	91	6600281	108	6600663	58	6601794	61
6320794	7	6500053	91	6600282	107	6600663	64	6601795	15
6320795	7	6500064	86	6600296	45	6600663	65	6601795	79
6320796	7	6500064	87	6600299	73	6600663	66	6601812	25
6320796	7	6500064	89	6600299	75	6600663	73	6601812	27
6320797	7	6500064	90	6600299	76	6600663	75	6601812	29
6320798	7	6500071	89	6600303	76	6600663	77	6601812	31
6320799	7	6500105	21	6600304	73	6600664	29	6601820	60
6320800	7	6500233	87	6600304	75	6600664	31	6601821	60
6320802	7	6500333	88	6600304	76	6600726	13	6601828	49
6320804	7	6500336	60	6600305	45	6600726	58	6601828	53
6320806	7	6500342	85	6600305	76	6600785	89	6601926	107
6320807	7	6500360	88	6600305	76	6600852	13	6601926	108
6320808	7	6500366	13	6600306	14	6600903	25	6602011	49
6320863	9	6500366	61	6600306	73	6600903	27	6602011	53
6320953	7	6500366	73	6600306	75	6600903	29	6602020	57
6320954	7	6500366	75	6600306	76	6600903	31	6602052	42
6320955	7	6500366	86	6600306	85	6600903	31	6602128	73
6320966	7	6500366	89	6600310	19	6600906	93	6602128	75
6320966	55	6500449	85	6600310	107	6600910	29	6602128	81
6322073	7	6500456	85	6600323	59	6601135	29	6602140	62
6322074	7	6500457	87	6600324	14	6601135	31	6602151	15
6410079	13	6500461	87	6600324	45	6601177	20	6602151	16
6410079	29	6500465	85	6600324	60	6601177	58	6602152	15
6410079	31	6500466	85	6600324	73	6601306	60	6602152	16
6420121	15	6500481	97	6600324	75	6601306	61	6602214	29
6420194	37	6500498	99	6600324	76	6601307	58	6602214	31
6420194	38	6500498	101	6600324	76	6601307	59	6602230	37
6420194	55	6600043	89	6600324	85	6601307	60	6602230	38
6440162	23	6600043	90	6600335	96	6601307	61	6602230	55
6440162	27	6600102	81	6600349	97	6601368	57	6602232	15
6440164	22	6600137	76	6600392	57	6601452	15	6602233	15
6440164	25	6600152	107	6600443	85	6601452	60	6602234	15
6440164	27	6600162	58	6600443	107	6601452	61	6602235	33
6440165	22	6600162	59	6600646	20	6601452	79	6602237	13
6440165	23	6600162	60	6600646	25	6601456	47	6602237	17
6440166	22	6600162	61	6600646	27	6601456	73	6602237	18
6440167	22	6600162	73	6600646	29	6601456	75	6602241	47
6440170	22	6600162	75	6600646	31	6601456	76	6602241	51
6440170	23	6600162	76	6600647	25	6601543	17	6602242	14
6440172	25	6600168	73	6600647	27	6601543	18	6602242	17
6440172	27	6600168	75	6600647	29	6601564	25	6602242	18
6440199	27	6600196	86	6600647	31	6601564	27	6602242	47
6440200	22	6600196	87	6600647	59	6601564	29	6602242	49
6440200	23	6600196	89	6600648	25	6601564	31	6602242	51
6440200	25	6600223	29	6600648	27	6601564	58	6602242	53
6440206	22	6600223	31	6600648	29	6601565	58	6602243	47
6440213	22	6600224	29	6600648	31	6601566	25	6602243	51
6445028	60	6600224	31	6600662	20	6601566	27	6602244	47
6445028	77	6600237	29	6600662	29	6601566	29	6602244	51
6445090	13	6600237	31	6600662	31	6601566	31	6602261	27
6445090	29	6600250	107	6600662	58	6601568	25	6602261	31
6445090	31	6600265	107	6600662	64	6601568	29	6602339	13
6450577	77	6600267	107	6600662	65	6601692	89	6602339	17
6500035	97	6600277	107	6600662	66	6601692	90	6602339	18
6500038	97	6600278	107	6600662	73	6601714	97	6602339	47
6500039	29	6600278	108	6600662	75	6601768	47	6602339	49
6500039	31	6600279	107	6600663	20	6601768	49	6602339	51
6500039	59	6600280	107	6600663	29	6601768	51	6602339	53
6500039	97	6600280	108	6600663	29	6601768	53	6602363	62

Part No.	Page No.	Part No.	Page No.	Part No.	Page No.	Part No.	Page No.	Part No.	Page No.
6602390	25	6603123	96	6603834	79	6604810	75	6703826	21
6602390	27	6603149	35	6603834	80	6605053	59	6703828	85
6602390	29	6603149	51	6603835	79	6609255	14	6703851	9
6602390	31	6603149	53	6603835	80	6609255	53	6703851	11
6602391	25	6603149	55	6603836	60	67 03964	40	6703855	21
6602391	27	6603149	55	6603944	25	6700015	38	6703855	99
6602391	29	6603150	13	6603944	27	6700015	85	6703856	21
6602391	31	6603150	17	6603944	29	6700038	110	6703857	21
6602399	15	6603150	18	6603944	31	6700082	110	6703870	9
6602400	60	6603157	13	6603978	40	6700229	110	6703972	9
6602400	77	6603157	29	6603998	87	6700284	110	6703973	87
6602402	60	6603173	31	6604023	65	6700455	110	6703979	9
6602402	61	6603219	13	6604024	13	6700606	101	6703983	98
6602402	76	6603219	31	6604035	55	6700855	110	6703983	100
6602456	25	6603237	75	6604037	45	6701467	9	6703999	21
6602456	29	6603242	25	6604037	47	6701467	11	6704003	21
6602466	81	6603242	29	6604037	49	6701510	76	6704003	99
6602575	49	6603243	25	6604037	51	6701774	110	6704003	101
6602575	53	6603243	29	6604037	53	6701832	96	6704058	109
6602575	73	6603391	79	6604037	73	6701868	38	6704059	110
6602575	75	6603391	80	6604037	75	6701897	9	6704062	109
6602575	76	6603401	71	6604037	76	6701897	11	6704088	11
6602576	107	6603402	71	6604038	45	6701897	49	6704100	109
6602586	29	6603403	71	6604038	47	6701897	53	6704227	11
6602624	31	6603404	71	6604038	49	6701907	11	6704350	100
6602656	65	6603408	77	6604038	51	6701975	9	6704360	99
6602657	65	6603418	51	6604038	53	6701975	11	6704360	101
6602669	35	6603418	55	6604038	73	6702017	11	6704414	109
6602669	45	6603430	57	6604038	75	6702018	11	6704415	109
6602669	47	6603432	25	6604038	76	6702033	11	6704418	11
6602669	51	6603432	27	6604109	62	6702038	11	6704419	11
6602669	55	6603432	29	6604110	64	6702100	9	6704432	11
6602670	33	6603432	31	6604111	62	6702100	11	6704501	81
6602720	57	6603436	25	6604111	66	6702225	110	6704540	73
6602723	63	6603436	27	6604112	63	6702464	107	6704540	75
6602750	65	6603436	29	6604112	64	6702496	11	6704569	9
6602754	31	6603436	31	6604143	29	6702500	11	6704578	99
6602755	31	6603471	13	6604143	31	6702533	37	6704578	101
6602801	29	6603635	71	6604152	57	6702533	47	6704594	9
6602801	31	6603636	71	6604175	20	6702533	49	6704594	11
6602888	17	6603637	71	6604247	60	6702533	51	6704657	98
6602888	18	6603638	71	6604265	55	6702533	53	6704657	100
6602895	45	6603665	37	6604266	55	6702533	55	6704908	98
6602895	47	6603665	38	6604266	55	6703078	11	6704911	99
6602895	49	6603673	71	6604277	81	6703151	9	6704933	98
6602895	51	6603673	71	6604361	77	6703151	47	6704933	100
6602895	53	6603674	71	6604366	55	6703151	49	6800033	13
6602982	73	6603674	71	6604386	40	6703151	51	7010092	27
6602992	73	6603733	20	6604520	81	6703151	53	7010092	31
6602992	75	6603758	27	6604522	81	6703387	98	7010097	27
6602992	77	6603758	31	6604636	73	6703387	100	7010097	31
6602995	51	6603759	27	6604636	75	6703407	73	7050058	73
6602995	55	6603759	31	6604692	62	67034071	75	7050058	75
6602996	51	6603760	31	6604693	73	6703408	11	7050059	73
6602996	55	6603761	31	6604693	75	6703410	9	7050059	75
6602997	51	6603831	79	6604694	73	6703410	9	7050060	73
6602997	55	6603831	80	6604694	75	6703410	11	7050060	75
6603023	14	6603832	79	6604727	79	6703410	11	7050061	73
6603024	73	6603833	42	6604727	80	6703410	45	7050061	75
6603024	75	6603833	79	6604742	42	6703812	109	7050062	73
6603024	76	6603833	80	6604744	42	6703813	109	7050062	75

Part No.	Page No.	Part No.	Page No.	Part No.	Page No.	Part No.	Page No.	Part No.	Page No.
7050064	73	7050874	85	7051237	81	7230430	49	7720018	87
7050064	75	7050876	85	7051238	81	7400004	107	7720018	89
7050065	73	7050877	85	7051239	81	7400004	107	7720046	90
7050065	75	7050878	85	7051240	81	7420042	29	7720062	88
7050066	73	7050879	85	7051241	81	7420042	31	7720064	88
7050066	73	7050880	85	7051243	65	7420220	45	7720065	88
7050066	75	7050881	85	7051243	66	7420225	76	7720066	88
7050066	75	7050882	85	7051244	65	7420230	37	7730001	85
7050067	73	7050883	85	7051244	66	7420230	38	9250610	25
7050067	75	7050884	85	7051245	65	7420230	38	9250610	27
7050144	73	7050885	85	7051245	66	7420230	55	9250610	29
7050144	75	7050886	85	7051246	65	7420231	45	9250610	31
7050280	32	7050887	85	7051246	66	7420231	47	9250611	25
7050281	32	7050888	85	7051248	73	7420231	49	9250611	27
7050282	32	7050891	85	7051248	75	7420231	51	9250611	29
7050283	32	7050898	55	7051266	85	7420231	53	9250611	31
7050284	32	7050928	85	7051275	81	7420231	73	9250612	25
7050285	32	7050928	85	7051310	63	7420231	75	9250612	27
7050286	32	7051027	55	7051311	63	7420231	76	9250612	29
7050287	32	7051054	87	7215169	45	7420232	49	9250612	31
7050288	32	7051137	79	7215169	47	7420232	53	9301215	27
7050289	32	7051137	81	7215169	49	7420244	29	9301275	25
7050290	32	7051167	63	7215169	51	7420244	29	9301336	93
7050291	32	7051167	64	7215169	53	7420244	31	9304956	
7050292	32	7051167	65	7215169	73	7420244	31	9304999	21
7050293	32	7051167	66	7215169	75	7420255	25	9305202	
7050295	32	7051168	63	7215169	76	7420255	27	9305246	111
7050299	32	7051168	64	7215209	13	7420255	29	9305322	
7050301	32	7051168	65	7215209	29	7420255	31	9305329	
7050305	32	7051168	66	7215209	31	7420276	49	9305330	68
7050306	32	7051170	63	7215275	38	7420276	53	9305337	67
7050307	32	7051170	64	7220028	107	7420278	49	9306083	
7050308	32	7051170	65	7220056	107	7420278	53	9306416	
7050309	32	7051170	66	7230219	35	7420279	49	9306498	
7050310	32	7051172	27	7230219	45	7420279	53	9306657	82
7050311	32	7051172	31	7230219	47	7530034	73	9307117	114
7050312	32	7051175	19	7230219	49	7530034	75	9402828	29
7050313	32	7051192	64	7230219	51	7530034	76	9402828	31
7050314	32	7051192	65	7230219	53	7530050	8	9406821	15
7050315	32	7051192	66	7230219	55	7700024	91	9409286	49
7050364	15	7051223	63	7230224	45	7700025	89	9409286	53
7050448	27	7051223	64	7230225	45	7700046	91	9410200	63
7050451	63	7051223	65	7230230	47	7700047	91	9410200	64
7050482	53	7051223	66	7230231	47	7700048	91	9410200	65
7050483	53	7051224	63	7230257	93	7700050	91	9410200	66
7050484	53	7051224	64	7230268	29	7700056	91	9410203	29
7050485	53	7051225	63	7230268	31	7700057	91	9410203	63
7050513	64	7051225	64	7230303	96	7700058	91	9410203	64
7050675	51	7051225	64	7230304	96	7700060	91	9410203	65
7050676	51	7051225	65	7230331	37	7700062	91	9410203	66
7050702	13	7051225	65	7230331	38	7700065	91	9410205	31
7050756	33	7051225	66	7230331	38	7700086	91	9410233	27
7050760	32	7051225	66	7230359	13	7700089	91	9410233	31
7050778	15	7051226	63	7230372	107	7700090	91	9410278	62
7050801	35	7051226	64	7230378	47	7700091	91	9410278	63
7050801	45	7051226	65	7230379	47	7700092	91	9410278	64
7050801	47	7051226	66	7230389	49	7720001	86	9410278	65
7050801	51	7051233	81	7230390	49	7720014	86	9410278	66
7050807	33	7051234	81	7230397	49	7720014	87	9410281	25
7050853	40	7051235	81	7230398	49	7720014	88	9410281	27
7050873	85	7051236	81	7230430	47	7720018	86	9410281	29

Part No.	Page No.	Part No.	Page No.	Part No.	Page No.	Part No.	Page No.	Part No.	Page No.
9410281	31	9414000	105						
9410281	63	9414000	106						
9410283	29	9416331	49						
9410285	27	9416894	15						
9410285	31	9422850	58						
9410346	45	9422850	59						
9410359	63	9422850	88						
9410979	25	9426128	97						
9410979	27	9700634	99						
9410979	29	9700634	101						
9411027	35	C1078AC	108						
9411027	45	C1078AE	108						
9411027	47	C1257AC	58						
9411027	51	C1257AG	58						
9411027	55	C1257AH	58						
9411638	43	C1257AJ	58						
9411638	47	J965602	108						
9411638	49	M384906	94						
9411638	51	M384906	95						
9411638	53	M395803	90						
9411638	55	PAR1631	88						
9411727	13	PD10253	8						
9411727	36	PD10738	88						
9411727	40	PD10743	88						
9411727	41	PD10770	25						
9411727	45	PD10770	29						
9411727	47	PD10911	25						
9411727	51	PD10911	29						
9411727	58	PD11034	14						
9411727	59	PD11053	13						
9411727	88	PD11053	29						
9411727	93	PD11053	31						
9411727	94	PD11077	25						
9411727	105	PD11077	29						
9413569	19	PD11195	73						
9413946	8	PD11195	75						
9413946	9	PD11584	27						
9413946	13	PD11584	31						
9413946	18	Q444884	42						
9413946	41	Q476100	85						
9413946	42	S1391AC	58						
9413946	47	S1495AD	58						
9413946	49	S1761AK	13						
9413946	51	S1799AL	99						
9413946	53	S1799AL	101						
9413946	58	S239401	43						
9413946	73	S3119AB	76						
9413946	73	S3119AD	76						
9413946	75	S3119AE	76						
9413946	75	S3501AM	43						
9413946	76	S3501AN	43						
9413946	91	S3501AR	43						
9413947	45	S352702	25						
9413947	45	S352702	27						
9413948	15	S352702	29						
9413948	16	S352702	31						
9413948	38	S3772AP	43						
9413948	58	S3772AQ	43						
9413948	59	S389301	90						
9413948	88								



Something Wrong with this manual?

If you find inaccurate or confusing information in this manual, or just have a suggestion for improvement, please let us know.

Mail or FAX this form to us at: E. D. ETNYRE & CO. 1333 S. Daysville Rd. Oregon, Illinois 61061 • Fax: 800-521-1107 • www.etnyre.com
Attn: Service Manager

Recommended changes from: _____

Address _____

City, State, Zip _____

Phone _____

Date Sent _____

Manual Number (upper right corner of front cover) _____

Manual Title _____

Explain the problem in the space below.

Page Number	Reference Number	Paragraph Number	Figure Number	Problem (please be specific)